

Acupuncture Formulas Review Course

CEU Training Course



 **Therapeutic
Learning
College**

Therapeutic Learning College's Scope and Function

Therapeutic Learning College/Technical Learning College (TLC) offers affordable continuing education for today's working professionals who need to maintain licenses or certifications. TLC holds approximately eighty different governmental approvals for granting of continuing education credit.

TLC's delivery method of continuing education can include traditional types of classroom lectures as well as distance-based courses or independent study. Most of TLC's distance based or independent study courses are offered in a print based format and you are welcome to examine this material on your computer with no obligation. Our courses are designed to be flexible and for you to finish the material at your leisure. Students can also receive course materials through the mail. The CEU course or e-manual will contain all your lessons, activities and assignments. Most CEU courses allow students to submit lessons using e-mail or fax; however some courses require students to submit lessons by postal mail (see the course description for more information). Students have direct contact with their instructor—primarily by e-mail. TLC's CEU courses may use such technologies as the World Wide Web, e-mail, CD-ROMs, videotapes and hard copies (see the course description). Make sure you have access to the necessary equipment before enrolling; i.e., printer, Microsoft Word and/or Adobe Acrobat Reader. Some courses may require proctored exams depending upon your state requirements.

Flexible Learning

At TLC, there are no scheduled online sessions you need contend with, nor are you required to participate in learning teams or groups designed for the "typical" younger campus based student. You will work at your own pace, completing assignments in time frames that work best for you. TLC's method of flexible, individualized instruction is designed to provide each student the guidance and support needed for successful course completion.

We will beat any other training competitor's price for the same CEU material or classroom training. Student satisfaction is guaranteed.

Course Structure

TLC's online courses combine the best of online delivery and traditional university textbooks. Online you will find the course syllabus, course content, assignments, and online open book exams. This student friendly course design allows you the most flexibility in choosing when and where you will study.

Classroom of One

TLC Online offers you the best of both worlds--you learn on your own terms, on your own time, but you are never on your own. Once enrolled, you will be assigned a personal Student Service Representative who works with you on an individualized basis throughout your program of study. Course specific faculty members are assigned at the beginning of each course providing the academic support you need to successfully complete each course.

Satisfaction Guaranteed

Our Iron-Clad, Risk-Free Guarantee ensures you will be another satisfied TLC student.

We have many years of experience, dealing with thousands of students. We assure you, our customer satisfaction is second to none. This is one reason we have taught more than 10,000 students.

Our administrative staff is trained to provide outstanding customer service. Part of that training is knowing how to solve most problems on the spot.

TLC Continuing Education Course Material Development

Therapeutic Learning College's/Technical Learning College's (TLC's) continuing education course material development was based upon several factors: extensive academic research, advice from subject matter experts, data analysis, task analysis and training needs assessment process information gathered from other states.



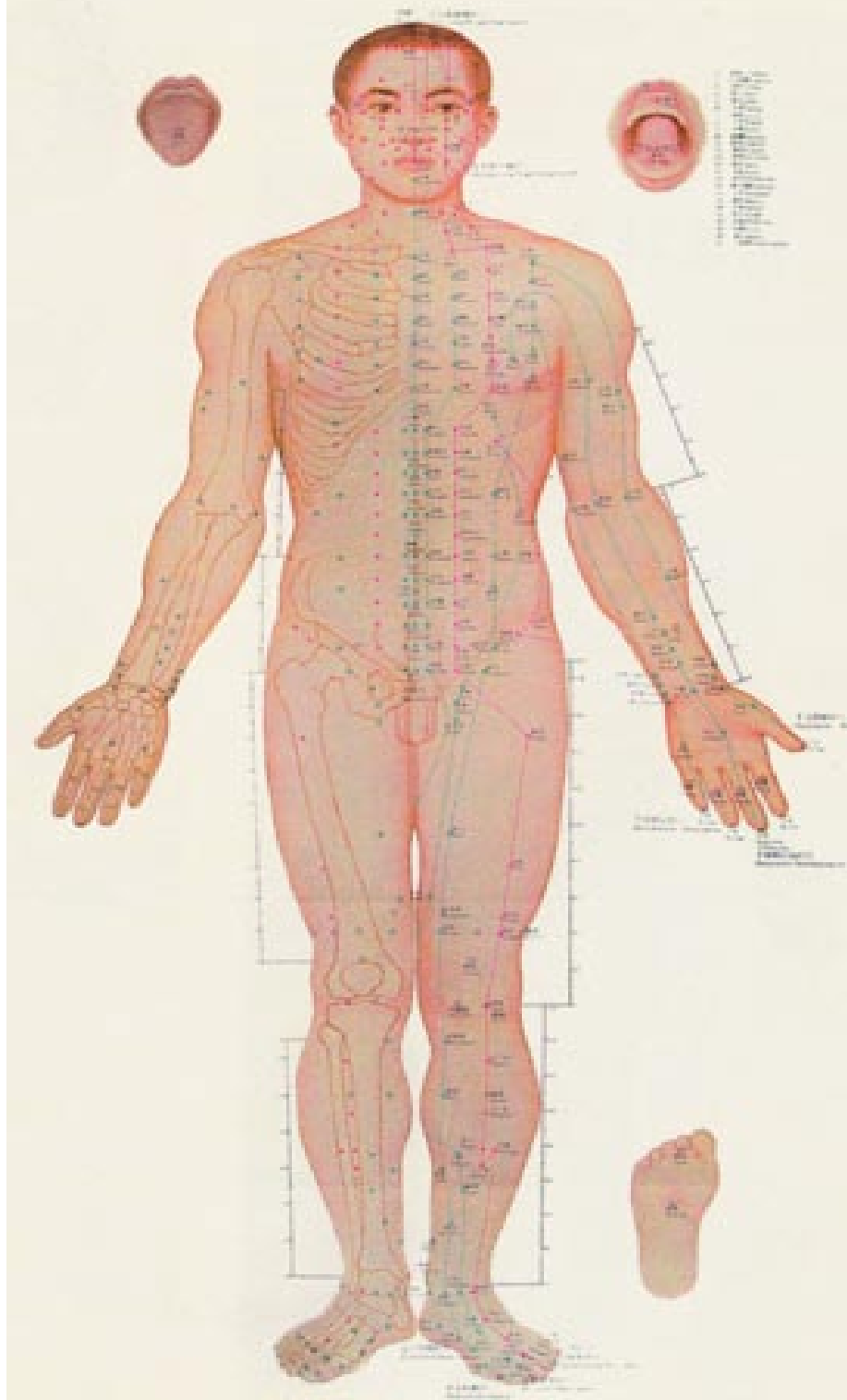
You are welcome to download the CEU Assignment from our website in a Microsoft Word document or as a PDF. Once finished with the assignment, simply e-mail or fax the Answer Key along with your registration page. Allow two weeks for grading and receipt of your certificate of completion

Rush Service: If you need a certificate back within 48 hours, prepare to pay an additional rush handling service fee of \$25.00, this may not cover postage.



Meridian name (Chinese)	Yin / Yang	Arm / Leg	5 elements	Organ
手太陰肺經	Major Yin (太陰)	Arm (手)	Metal (金)	Lung (肺)
手厥陰心包經	Yin (厥陰)	Arm (手)	Fire (火)	Pericardium (心包)
手少陰心經	Minor Yin (少陰)	Arm (手)	Fire (火)	Heart (心)
手陽明大腸經	Yang (陽明)	Arm (手)	Metal (金)	Large Intestine (大腸)
手少陽三焦經	Minor Yang (少陽)	Arm (手)	Fire (火)	Triple Warmer (三焦)
手太陽小腸經	Major Yang (太陽)	Arm (手)	Fire (火)	Small Intestine (小腸)
足少陰腎經	Minor Yin (少陰)	Leg (足)	Water (水)	Kidney (腎)
足太陰脾經	Major Yin (太陰)	Leg (足)	Earth (土)	Spleen (脾)
足厥陰肝經	Yin (厥陰)	Leg (足)	Wood (木)	Liver (肝)
足陽明胃經	Yang (陽明)	Leg (足)	Earth (土)	Stomach (胃)
足太陽膀胱經	Major Yang (太陽)	Leg (足)	Water (水)	Bladder (膀胱)
足少陽膽經	Minor Yang (少陽)	Leg (足)	Wood (木)	Gall Bladder (膽)

标准针灸经穴挂图



Acupuncture Formula Review CEU Training Course Course Description

Welcome to TLC's Acupuncture Formula Review CEU training course. The purpose of this course is to help you learn and review the highly specialized area of acupuncture and how to identify techniques and doctrines of Traditional Chinese Medicine (TCM), including acupuncture, acupressure, and qigong. According to these practices, the body's vital energy, "qi", circulates through the body along specific interconnected channels called *meridians*. Only by being properly prepared can you expect to perform your duties safely and effectively as a Traditional Chinese Medicine practitioner.

This CEU training course will improve the practitioner's ability and success rate in treating both traditional organ syndromes and soft tissue problems. A knowledge of the biomechanical aspects of the skeletal and muscular systems and how to impact them through acupuncture will lead to faster, more effective and longer-lasting results.

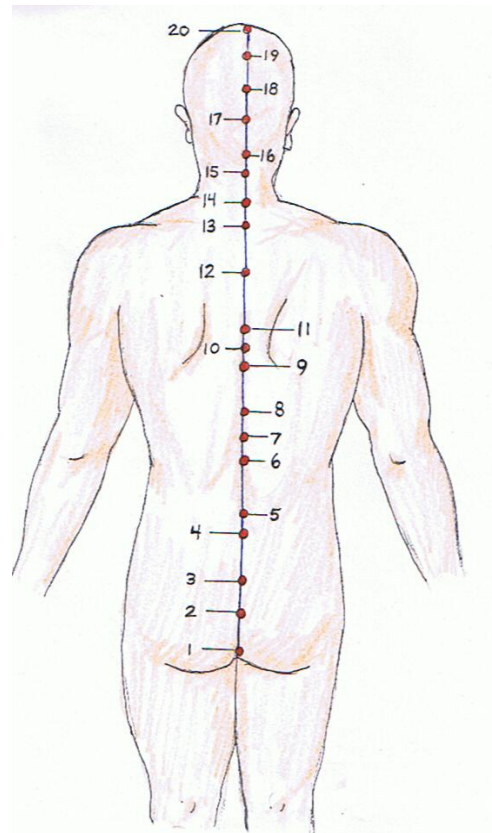
Our acupuncturist's Continuing Education classes are offered to licensed acupuncturists to provide required continuing education. This CEU course is also recommended for beginning students, people skilled in other therapeutic disciplines (e.g., acupuncture, physical therapy, etc), or Licensed Massage Therapists (LMTs) needing Continuing Education Units (CEU) to complete state licensing or recertification requirements.

Course Objectives

This CEU training course familiarizes students with the concepts of channels and meridians and presents a survey of the 12 primary and 8 extraordinary meridians and the various pathways and collaterals associated with each meridian. It also presents the traditional system of proportional measurement combined with anatomical landmarks as a guide for locating points along a pathway. This course will familiarize the student with the meridian system and pathways as well as point locations and their use.

The purpose of this CEU training course is to instruct the student in the art of proper acupuncture techniques. Also, this course will instruct the student to perform or prescribe the use of oriental massage, acupressure, breathing techniques, exercise, or nutrition, including the incorporation of drugless substances and herbs as dietary supplements to promote health.

Upon completion of this course students will be able to perform patient evaluations based on Traditional Chinese Medicine concepts and identify the correct meridian system and pathways, as well. Topics of discussion include observations, tongue diagnosis, pulse diagnosis, history taking and clinical note taking.



This course will provide 10 hours of continuing education knowledge base in systems pathology for the mastery of acupuncture points for clinical competencies. Material in this course will contribute to a student's ability to perform or understand:

1. To provide continuing education training in Acupuncture formulas and acupuncture points. Acupressure/acupuncture formulas use a combination of points along energy meridians to treat different conditions.
2. Diagnostic Studies of Lung, Large Intestine, Stomach, Spleen, Heart, Small Intestine, Urinary Bladder, Kidney, Pericardium, Triple Warmer (aka Triple Heater), Gall Bladder, and Liver.
3. A knowledge of the biomechanical aspects of the skeletal and muscular systems.

CEU Learning Course Objectives and Timed Breakdowns The specific course objectives are:

Students will study the concepts of channels and meridians and present a survey of the 12 primary and 8 extraordinary meridians and the various pathways and collaterals associated with each meridian. This course will cover over 2,000 different point locations traditionally called "acupuncture points" in English, or "xue" (穴, cavities) in Chinese or a combination of these points. 240 Minutes

Describe how "patterns of disharmony are treated.

Name the 12 primary pathways and explain how they are named.

Describe the six yin and six yang channels.

Explain the movement of qi through each channel.

Analyze internal and external pathways.

Illustrate the 12 main meridians and the acupoints of the body.

Identify and explain each of the meridians.

Define "elegant treatment."

Analyze the usefulness of acupuncture.

Students will master proportional measurement combined with anatomical landmarks as a guide for locating points along a pathway. Students will be examined for their ability to locate, name point locations and their use. 145 minutes.

Define "cun."

Explain how landmarks are used.

The student will learn the principles of meridians that are divided into Yin and Yang groups. Learn and explore Zang Fu theory as well as understand San Jiao. Like most other organs, the San Jiao has a meridian named for it which is also a reflection of the energetic health of the organ. 20 minutes

Explain the imbalances of qi.

Evaluate the San Jiao concept and locate the corresponding meridian.

Differentiate between yin and yang organs.

Discuss qigong.

Compare Western and Chinese attitudes towards qigong.

Analyze Zung Fu theory.

Contrast yin and yang.

Describe yin and yang therapies; TCM's Chinese Clock and Chinese philosophy recognizes five distinct elements of cyclical change called water, wood, fire, earth, and metal. 35 minutes

Define Qi, Shen and Jing according to TCM.

Describe the acupuncture traditional theory.
Explain the Chinese Clock.
List the five elements and the Zung Fu organs they are associated with.

Students will review various acupuncture techniques. 30 minutes

Describe the role of an acupuncturist in TCM.
Examine Daoism.
Explain the process of counteracting qi imbalances.
Analyze the “8-HUI” acupoints.

Students will be able to perform patient evaluations based on Traditional Chinese Medicine concepts and identify the correct meridian system and pathways. Finish with a complex assignment of identifying meridians and the various pathways and collaterals associated with each meridian. 140 minutes.

Describe in detail the four diagnostic methods in TCM.
Compare the five elements to the seasons and list the accompanying yin-yang phase.
List energy patterns and associated color, emotion, taste and voice.
Analyze ideal conditions according to Oriental Medicine.
Explain the “gate theory” of pain.
Discuss the electrical theory of pain.
List the “seven inquiries” in the evaluation of patients.
Evaluate palpation in acupuncture.
Define auscultation and olfaction.
Differentiate between acupuncture and warming acupuncture points.
Define and identify uses for moxibustion.
Outline the acupuncture process.
Compare the different styles of acupuncture common in the US.
List general guidelines for prognosis.
Name conditions for which acupuncture is considered a complementary therapy.

Caution!

This handbook or course is not intended as a complete guide to the art of proper acupuncture techniques. It is not complete and should not be used to diagnose disease or to instruct the student to performing or prescribing the use of oriental massage, acupressure, breathing techniques, exercise, or nutrition, including the incorporation of drugless substances and herbs as dietary supplements to promote health.

Information is supplied here with the understanding that no discrimination is intended and no endorsement by Therapeutic Learning College/Technical Learning College is implied. Due to constantly changing laws and regulations, the authors can assume no liability for the recommendations. Any use of a treatment contrary to your State licensed instructions is not legal or recommended. Several of the treatments in this manual can cause death, paralysis or serious illness if misused.

Medical Department Mission Statement

Our mission is to present to the student a foundation in public health, communicable disease, pathogenesis, immunology, mechanisms of pathological change, and pertinent clinical presentation preparatory to further studies in diagnosis and other clinical sciences. This syllabus reflects case study-oriented approaches to the presentation of the course material, one that parallels standard approaches to teaching medicine.

Accreditation Formula for Figuring CEU Credit

The results of beta-testing were used in conjunction with a formula to determine average student time for accreditation purposes for intended audiences. This formula may not work for unintended audiences.

1 page of text = 2 minutes of student time.

1 word practice problem = 1 minute of student time.

1 word quiz/exam question = 1 minutes of student time. Our assignment is based upon two problems or variables per question.

The above time averages may change with certain audiences.

**CEU is awarded based on guidelines established by the International Association of Continuing Education and Training (IACET).

Final Examination for Credit

Opportunity to pass the final comprehensive examination is limited to three attempts per course enrollment.

Course Procedures for Registration and Support

All of Technical Learning

College's/Therapeutic Learning College's

distance learning courses have complete registration and support services offered.

Delivery of services will include e-mail, web site, telephone, fax and mail support. TLC will attempt immediate and prompt service.

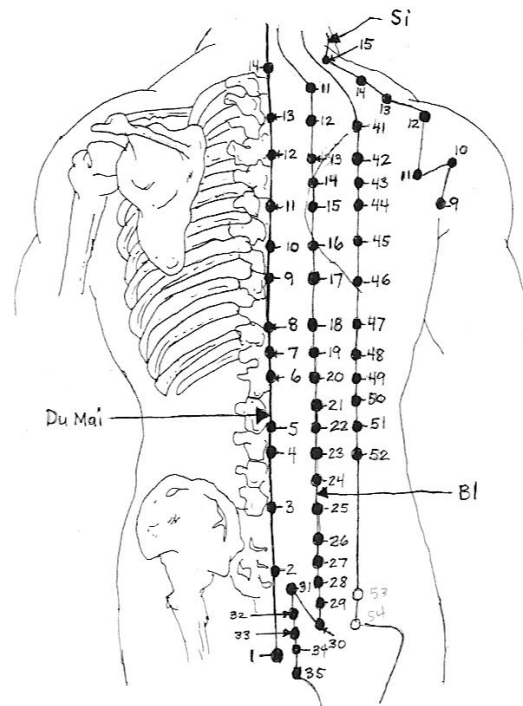
All students will be tracked by their social security number or a unique number will be assigned to the student.

Instructions for Written Assignments

The **Acupuncture Formula Review** CEU training course uses a multiple choice style answer key. You can write your answers in this manual or type out your own answer key. TLC would prefer that you type out and e-mail the examination to TLC, but it is not required. There is also an alternative CEU course practicum assignment available, contact your Instructor for further instruction and permission.

Feedback Mechanism (examination procedures)

Each student will receive a feedback form as part of his or her study packet. You will find this form at the end of this course.



Security and Integrity

All students are required to do their own work. All lesson sheets and final exams are not returned to the student to discourage sharing of answers. Any fraud or deceit and the student will forfeit all fees and the appropriate agency will be notified.

Grading Criteria

TLC will offer the student either pass/fail or a standard letter grading assignment. If TLC is not notified, you will only receive a pass/fail notice.

Required Texts

The **Acupuncture Formula Review** CEU training course will not require any other materials. This course comes complete.

Acupuncture Terms, Abbreviations, and Acronyms

TLC provides a glossary that defines in scientific language commonly used Acupuncture terms appearing in common Acupuncture publications and materials. It also explains abbreviations and acronyms used throughout the Acupuncture and medical community. You can find the glossary in the rear of this manual.

Recordkeeping and Reporting Practices

TLC will keep all student records for a minimum of five years. It is the student's responsibility to give the completion certificate to the appropriate agencies. TLC will complete and return to you the forms necessary for your certificate renewal.

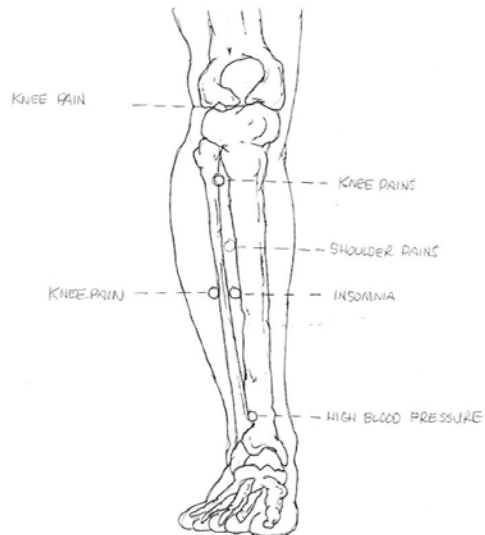
ADA Compliance

TLC will make reasonable accommodations for persons with documented disabilities. Students should notify TLC and their instructors of any special needs. Course content may vary from this outline to meet the needs of this particular group. There is also an alternative CEU course practicum assignment available, contact your Instructor for further instruction and permission.

Note to students: Keep a copy of everything that you submit.

If your work is lost, you can submit your copy for grading. If you do not receive your graded assignment or quiz results within two or three weeks after submitting it, please contact your instructor. We expect every student to produce his/her original, independent work. Any student whose work indicates a violation of the Academic Misconduct Policy (cheating, plagiarism) can expect penalties as specified in the Student Handbook, which is available through Student Services; contact them at (928) 468-0665. You will have 90 days from receipt of this manual to complete it in order to receive your Continuing Education Units (CEUs) or Professional Development Hours (PDHs). A score of 70% or better is necessary to pass this course.

If you should need any assistance, please email all concerns or call us. If possible, e-mail the final test to info@tlch2o.com or fax (928) 468-0675.



Course Objective: To provide continuing education training in Acupuncture formulas and acupuncture points. Acupressure/acupuncture formulas use a combination of points along energy meridians to treat different conditions. This course will teach the student safe and effective acupuncture techniques and common formulas as well as being properly prepared in proper anatomical identification and appropriate health care management strategies.

The Educational Mission of TLC is:

To provide TLC students with comprehensive and ongoing training in the theory and skills needed for the acupuncture education field,

To provide TLC students with opportunities to apply and understand the theory and skills needed for a successful career,

To provide opportunities for TLC students to learn and practice environmental educational skills with members of the community for the purpose of sharing diverse perspectives and experience,

To provide a forum in which students can exchange experiences and ideas related to acupuncture education,

To provide a forum for the collection and dissemination of current information related to acupuncture education, and to maintain an environment that nurtures academic and personal growth.



INDEX

Acupuncture Introduction	15
San Jiao	16
Chinese Phonetics	19
General Information	21
Moxibustion	27
Twelve Primary Pathways	33
Chinese Clock	34
Invisible Pathways of Qi	35
Meridians	39
Qigong	59
Yin and Yang	61
Chinese Medical Theory	63
Five Elements	63
Indications	69
Footnotes	72
Exercise #1	73
Identification Section	75
Gall Bladder	87
Governing Vessel	93
Heart	97
Kidney	99
Large Intestines	103
Lung Meridian	107
Pericardium	109
Small Intestines	111
Spleen	113
Stomach	117
Triple Burner	123
Chinese Names	127
Exercise #2	131
Other Causes of Disease	133
Evil Influences	137
Formula Flow Chart	139
Glossary	307
Chinese Glossary	325
References	343

Library of Congress Registration Number TX- 6-823-321



Gather a cup of tea and relax while completing this course. This course is primary for professionals needing CEUs and not a comprehensive acupuncture course. I hope you find this course a refreshing difference from other courses you may have taken in the past.



It is crazy the current price for a pound of good tea. It cost more than most drugs. If I would have know about this business, I would became a tea dealer instead of an acupuncturist.

Acupuncture Introduction

What is Acupuncture?

Acupuncture is a treatment based on Traditional Chinese Medicine (TCM), a system of healing that dates back thousands of years. At the core of TCM is the notion that a type of life force, or energy, known as qi (pronounced "chee") flows through energy pathways (meridians) in the body. Each meridian corresponds to one organ, or group of organs, that governs particular bodily functions. Achieving the proper flow of qi is thought to create health and wellness. Qi maintains the dynamic balance of yin and yang, which are complementary opposites. According to TCM, everything in nature has both yin and yang. An imbalance of qi (too much, too little, or blocked flow) causes disease. To restore balance to the qi, an acupuncturist inserts needles at points along the meridians. These acupuncture points are places where the energy pathway is close to the surface of the skin.

California Acupuncture Board

According to the California Acupuncture Board, acupuncture means the stimulation of a certain point or points on or near the surface of the body by the insertion of needles to prevent or modify the perception of pain or to normalize physiological functions, including pain control, for the treatment of certain diseases or dysfunctions of the body and includes the techniques of electroacupuncture, cupping, and moxibustion.

A Little History

In China, the practice of acupuncture can perhaps be traced as far back as the stone age, with the *Bian shi*, or sharpened stones. Clearer evidence exists from the 1st millennium BC, and archeological evidence has been identified with the period of the Han dynasty (202 BC–220 AD). Forms of it are also described in the literature of traditional Korean medicine where it is called *chimsul*. It is also important in Kampo, the traditional medicine system of Japan.

Recent examinations of Ötzi, a 5,000-year-old mummy found in the Alps, have identified over 50 tattoos on his body, some of which are located on acupuncture points that would today be used to treat ailments Ötzi suffered from. Some scientists believe that this is evidence that practices similar to acupuncture were practiced elsewhere in Eurasia during the early Bronze Age. According to an article published in *The Lancet* by Dorfer et al., "We hypothesized that there might have been a medical system similar to acupuncture (Chinese Zhenjiu: needling and burning) that was practiced in Central Europe 5,200 years ago... A treatment modality similar to acupuncture thus appears to have been in use long before its previously known period of use in the medical tradition of ancient China.



This raises the possibility of acupuncture having originated in the Eurasian continent at least 2000 years earlier than previously recognized."

Acupuncture's origins in China are uncertain. The earliest Chinese medical texts (Mawang-tui graves, 68 BC) do not mention acupuncture. The Chinese medical text that first describes acupuncture is the Yellow Emperor's *Classic of Internal Medicine (History of Acupuncture)* Huangdi Neijing, which was compiled around 305–204 B.C.

Some hieroglyphics have been found dating back to 1000 B.C. that may indicate an early use of acupuncture. Bian stones, sharp pointed rocks used to treat diseases in ancient times, have also been discovered in ruins; some scholars believe that the bloodletting for which these stones were likely used presages certain acupuncture techniques.

Acupuncture and Traditional Chinese Medicine

The Philosophy of the Dao

Dao is often described as "the path" or "the way of life" in Traditional Chinese Medicine (TCM) and acupuncture, just as its counterpart in ancient India, Ayurveda. The laws of the Dao advocate moderation, living in harmony with nature and striving for balance. Ancient Chinese believed that moderation in all areas of life is essential to a long and fruitful life. We are "fueled" by three treasures: Qi or Chi (pronounced chee), Shen, and Jing. **Chi** is energy or vital substance, Shen is the spirit, and Jing is our essence. Qi is both the life force (or vital substance) and the organizing principle flowing through all things and establishing their interconnectedness. The Chinese believe that every living thing (both human and non-human) has qi. In the body, qi is found in the heart and lungs in circulating blood and oxygen. **Shen** is the treasure that gives brightness to life and is responsible for consciousness and mental abilities. Sometimes it is compared to soul.

Within the individual, Shen is manifested in personality, thought, sensory perception, and the awareness of self. **Jing** is responsible for growth, development and reproduction. Jing represents a person's potential for development (comparable to the Western concept of genetical inheritance). The Chinese believe that everyone is born with a finite amount of Jing. As we go through life, we lose or consume our Jing little by little. Once we lose Jing, it cannot be replaced; it is gone forever. We lose Jing if we live a wrong or careless life, but Jing can be preserved if we live in moderation. Acupuncture can reduce the loss of Jing.

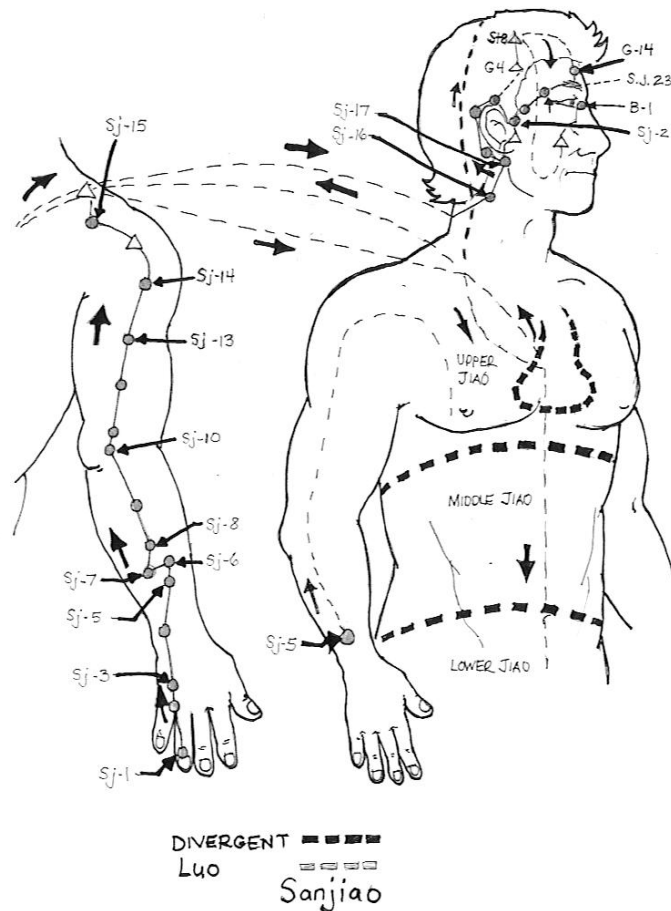
San Jiao

The **San Jiao** (三焦) is a traditional Chinese medical (TCM) concept of a functional organ that is not found outside of TCM (see Zang Fu theory). San Jiao has been translated as "triple heater," "triple warmer," and "triple burner," the latter of which is probably favored because of the involvement of the San Jiao in metabolism (burner meaning "metabolizer"). Like most other organs, the San Jiao has a meridian named for it which is also a reflection of the energetic health of the organ. The Triple Warmer Meridian is located from the fingernail of the ring finger, up the outside center of the hand and arm, behind the top of the shoulder but above the shoulder blade, up the neck to behind the ear, then up and around the base of the ear to the top & front, then on the outer tip of the eyebrow.

In TCM theory, the San Jiao is a yang organ paired with the pericardium which is the yin organ associated with it. Yang organs are typically hollow, whereas yin organs are more solid. The triple burner, however, is said to be primarily energetic and does not have a physical component, unlike all the other organs in TCM. The San Jiao occupies the trunk of the body, in three compartments (hence the "triple" in its name). The upper compartment is the chest down to the diaphragm - which is associated with respiration. The middle compartment is from the diaphragm to the umbilicus - which is associated with digestion.

The lower compartment is from the umbilicus to the top of the pubic bone - which is associated with elimination. However, in dissecting a body, one would not be able to find a structure that could be called the San Jiao.

The San Jiao is said to be a metabolism mechanism similar to an old-fashioned water wheel that is turned by incoming water and creates energy for accomplishing a task, such as grinding grain in the case of the water wheel, or for metabolizing and digesting food in the case of the San Jiao. The San Jiao is closely associated with the spleen functions of transformation and transportation, particularly the metabolism of incoming food. The San Jiao is also closely associated with the kidney's function in TCM. The San Jiao, however, is not limited to one metabolism function as the spleen or kidneys are, but is a general metabolizer which can be applied to a variety of metabolism needs.



Acupuncture Traditional Theory

Chinese medicine is based on a different paradigm from scientific biomedicine. Its theory holds the following explanation of acupuncture:

Acupuncture treats the human body as a whole that involves several "systems of function." These systems are in some cases loosely associated with (but not identified on a one-to-one basis with) physical organs. Some systems of function, such as the "triple heater" (San Jiao, also called the "triple burner") have no corresponding physical organ, but instead represent the various jiaos (or levels) of the ventral body cavity (upper, middle and lower).



Disease is understood as a loss of balance between the yin and yang energies, which bears some resemblance to homeostasis among the several systems of function, and treatment of disease is attempted by modifying the activity of one or more systems of function through the activity of needles, pressure, heat, etc. on sensitive parts of the body of small volume traditionally called "acupuncture points" in English, or "xue" (穴, cavities) in Chinese. This is referred to in TCM as treating "patterns of disharmony".



" I DON'T THINK DOING TATTOOS AND BODY PIERCINGS " QUALIFIES YOU FOR THE JOB !! "

Chinese Phonetics and Understanding the Language

親愛的中國學生

這個部分仅仅是為英國學生准备的。这些是学习中文的基础。

Pinyin is a Chinese system for transliterating Mandarin Chinese into 25 European characters (the letter "v" is not included).

In Chinese, each character corresponds to one syllable (which corresponds to a part of an English word, and entire word or more than one word). Chinese syllables consist of three elements: initial sound, final sound and tone. The initial sounds are consonants and the final sounds contain at least one vowel. Some syllables consist only of an initial sound or a final sound.

Note that "c", "ch", "j", "q", "r", "sh", "x", "z" and "zh" are spelt differently.

In Chinese (Mandarin) there are 21 initial sounds: b, c, ch, d, f, g, h, j, k, l, m, n, p, q, r, s, sh, t, x, z, zh

In Chinese (Mandarin) there are 35 final sounds:

6 simple finals: a, e, i, o, u, ü

13 compound finals: ai, ao, ei, ia, iao, ie, iou, ou, ua, uai, üe, uei, uo

16 nasal finals: 8 front nasals: an, en, ian, in, uan, üan, uen, ün
8 back nasals: ang, eng, iang, ing, iong, ong, uang, ueng

Additional syllables in Mandarin Chinese: 5 special cases: er, hm, hng, ng, ~r

The initial and final sounds make a total of 56 basic sounds. Combinations of initials and finals plus the special cases result in 411 possible combinations. Applying the four tones of Mandarin Chinese to this, we get a total of around 1,600 unique syllables.

Tones in Chinese (Mandarin)

In Chinese (Mandarin) there are four tones:

- The 1st tone is marked with a line ("a" + "ˊ" = "ā"). This is a high, even and constant tone.
- The 2nd tone is marked with a rising line ("a" + "ˊˊ" = "á"). This is a rising tone that grows stronger.
- The 3rd tone is marked with a hook ("a" + "ˇ" = "ǎ"). This tone is first falling and fading, then rising and growing strong.
- The 4th tone is marked with a falling line ("a" + "ˋ" = "à"). This is a quickly falling and fading tone.
- Tone markings are written over the central vowels in most syllables. Some syllables have no specific tone, and then no sign is put above any vowel.

In Chinese it is always very important to pronounce words with correct tone. In transliterated Chinese.

General Acupuncture and Related Information

How Does Acupuncture Work?

Historically, acupuncture points were believed to be holes that allow entry into channels. These holes provide us gateways to influence, redirect, increase, or decrease the body's vital substance, qi, thus correcting many of the imbalances. Many studies and research have been directed towards understanding the mechanism of acupuncture.

Effects of Acupuncture

Acupuncture has been shown to stimulate the immune system. It also affects the circulation, blood pressure, rhythm and stroke volume of the heart, secretion of the gastric acid, and production of red and white cells. It stimulates the release of a variety of hormones that help the body to respond to injury and stress.

The Gate Control Theory of Pain

According to this theory, pain signals must pass through a number of high-traffic "gates" as they move from the area of injury upward through the spinal cord into the brain. Like a road or highway, these nerves can handle only a limited number of nerve signals at one time. The pain signals travel very slowly. We can generate other signals which move faster. The faster signals crowd out the slower ones because of the limited capacity of the nerves. (Imagine sitting in traffic near a construction zone, where the two lanes merge into one. The fast cars on the merging lanes go further and merge ahead of the slower ones, making it nearly impossible for the slow traffic on the lane to move forward. Now, the pain signals are the slow ones sitting there waiting for an opening to move through. If one can produce enough fast signals, it can effectively crowd out the pain signals.) Acupuncture generates competing stimulus and effectively blocks the slow pain signals from reaching the brain. The result: we never "experience the pain".

Electrical Theory of Pain

The body continually generates tiny but detectable electrical discharges. This electrical field influences the growth, maturation, and functioning of some types of cells. It is known that acupuncture points are concentrated in regions of low electrical resistance. Studies have shown that there is a correlation between the electromagnetic fields in the body and the channels or meridians. So, this electrical theory suggests that acupuncture works by influencing the body's electromagnetic fields. Acupuncture points have certain electrical properties, and stimulating these points alters chemical neurotransmitters in the body.

Palpation

Auscultation and olfaction refer, respectively, to listening for particular sounds (such as wheezing) and attending to body odor. Inquiring focuses on the "seven inquiries", which are: chills and fever; perspiration; appetite, thirst and taste; defecation and urination; pain; sleep; and menses and leukorrhea. Palpation includes feeling the body for tender "ashi" points, and palpation of the left and right radial pulses at two levels of pressure (superficial and deep) and three positions *Cun*, *Guan*, *Chi* (immediately proximal to the wrist crease, and one and two fingers' breadth proximally, usually palpated with the index, middle and ring fingers).

Other forms of acupuncture employ additional diagnostic techniques. In many forms of classical Chinese acupuncture, as well as Japanese acupuncture, palpation of the muscles and the *hara* (abdomen) are central to diagnosis.

TCM Perspective on Treatment of Disease

Although TCM is based on the treatment of "patterns of disharmony" rather than biomedical diagnoses, practitioners familiar with both systems have commented on relationships between the two. A given TCM pattern of disharmony may be reflected in a certain range of biomedical diagnoses: thus, the pattern called Deficiency of Spleen Qi could manifest as chronic fatigue, diarrhea or uterine prolapse. Likewise, a population of patients with a given biomedical diagnosis may have varying TCM patterns. These observations are encapsulated in the TCM aphorism "One disease, many patterns; one pattern, many diseases". (Kaptchuk, 1982)

What Is A Cun?

The cun is a measurement relative to the patient's body that is used to find acupuncture points. Generally speaking one cun is equal to the space between the distal interphalangeal joint and the proximal interphalangeal joint on the middle finger. However, this cun can only be used on certain parts of the body when finding acupuncture points - on other points you use other relative landmarks. For example, the space from nipple to nipple is 8 cun and this 8 cun can be used to find points on the chest - the space from the center of the patella to the lateral malleolus is 16 cun and this 16 cun can be used to find points on the legs, etc.

Clinical Practice

Classically, "in clinical practice, acupuncture treatment is typically highly-individualized and based on philosophical constructs and subjective and intuitive impressions" and not on controlled scientific research."

Most modern acupuncturists use disposable stainless steel needles of fine diameter (0.007" to 0.020", 0.18 mm to 0.51 mm), sterilized with ethylene oxide or by autoclave. These needles are far smaller in diameter (and therefore less painful) than the needles used to give shots, since they do not have to be hollow for purposes of injection. The upper third of each needle is wound with a thicker wire (typically bronze), or covered in plastic, to stiffen the needle and provide a handle for the acupuncturist to grasp while inserting. The size and type of needle used, and the depth of insertion, depend on the acupuncture style being practiced.

Warming an acupuncture point, typically by moxibustion (the burning of a combination of herbs, primarily mugwort), is a different treatment than acupuncture itself and is often, but not exclusively, used as a supplemental treatment. The Chinese term *zhēn jiǔ* (針灸), commonly used to refer to acupuncture, comes from *zhen* meaning "needle", and *jiu* meaning "moxibustion".

Table of Commonly Used Proportional Measurements

Head and Neck

<u>Distance</u>	<u>Proportional Unit (cun)</u>	<u>Remarks</u>
Anterior hairline to posterior hairline.	12	There are the standards vertically measured from the forehead to the neck if hairlines are indistinguishable the distance from the glabella to Tachui (GV 14) taken s 18 cun.
Glabella to anterior hairline.	3	
Posterior hairline to Tachui (GV 14).	3	
The hairline between the two temporal.	9	These are the standards measured transversely regions in the head region. The distance between the tips of the two mastoid processes is measured processor instead in case the hairlines on the temples are indistinct.
Distance between the tips of two mastoid.	9	
From the laryngeal prominence to Tientu (CV 22).	4	This is the standard measured vertically on the neck.
Distance between two Jenying (ST 9).	3	This vertical distance is used as the standard measured transversely on the neck.

Thorax and Abdomen

<u>Distance</u>	<u>Proportional Unit (cun)</u>	<u>Remarks</u>
From Tientu (CV 22) to Tanchung (CV 17).	6.8	This vertical distance is measured as standard on the chest.
From lower end of sternum to Umbilicus.	8	This standard measured vertically is used on hypochondrium. The xiphoid process is equivalent to 0.5 cun.
Umbilicus to upper border of symphysis	5	This vertical measurement is the pubia. standard used in hypogastrium.
Distance between two nipples.	8	This is the transverse measurement used in chest and abdominal Between regions. In women use the measurement between the midlines of the clavicles.
the midlines of two clavicles.	8	

Lateral Aspect of Thorax and Abdomen

<u>Distance</u>	<u>Proportional Unit (cun)</u>	<u>Remarks</u>
The center of the axillary fossa to the end of the 11 th rib.	12	This vertical measurement is taken free as the standard for the lateral aspect of thorax.
The free end of the 11 th rib to the tip greater trochanter.	9	This vertical measurement is taken of as the lateral aspect of abdomen.

Upper Extremities

<u>Distance</u>	<u>Proportional Unit (cun)</u>	<u>Remarks</u>
Front (or back) transverse crease of the axilla to the cubital (or the olecranon).	9	This distance is measured vertically crease upper extremities.
The cubital crease (or the olecranon) to the wrist transverse crease.	12	

Lower Extremities

<u>Distance</u>	<u>Proportional Unit (cun)</u>	<u>Remarks</u>
From the upper border of the symphysis pubia to the upper border of the medial condyle of the femur.	18	This is the standard measurement of three Yin meridians of the foot.
From the tip of greater trochanter to the middle of the knee.	19	This is the standard measurement of three Yang meridians of the foot.
From the inferior border of medial condyle of tibia to the tip of medial Malleolus.	13	This measurement is used for the three Yin meridians of the foot.
From the middle of the knee to the tip of lateral malleolus.	16	This measurement is used for the three Yang meridians of the foot.

- ◆ The distance from the middle of knee to the inferior border of medial condyle of the tibia is 2 cun. The medial malleolus is 1 cun higher than the lateral malleolus. Therefore the length from the middle of knee to the tip of lateral malleolus is 16 cun. This standard may be also used for the three Yin meridians of the foot.

常用骨度分寸表

头颈部

<u>起止部位</u>	<u>骨度</u>	<u>说明</u>
前发际正中至后发际正中	12	此为头部，前额，颈部的直量标准，如发际不明，可自眉心至大椎18寸折算。
眉心到前发际正中	3	
后发际正中到大椎穴	3	
两发角之间	9	此为头部衡量标准，如发角不明，可用两乳间骨度代替。
两乳突之间	9	
结喉到天突穴	4	此为颈部直量标准。
两人迎穴之间	3	此为颈部横量标准。

胸腹部

<u>起止部位</u>	<u>骨度</u>	<u>说明</u>
头突穴到膻中穴	6.8	此为胸部直量标准。
胸骨体下端到脐孔	8	此为上腹部的直量标准，剑突折作0.5寸。
脐孔到耻骨联合上缘	5	此为下腹部的直量标准。
两乳头之间	8	此为胸腹部衡量标准，妇女可以用锁骨中线之间的骨度测量。
两锁骨中线之间	8	

侧胸腹部

<u>起止部位</u>	<u>骨度</u>	<u>说明</u>
腋窝正中到第十一浮肋端	12	此为侧胸部直量标准。
十一浮肋端到大转子最高点	9	此为侧腹部直量标准。

侧胸腹部

<u>起止部位</u>	<u>骨度</u>	<u>说明</u>
腋(前或后)纹头到肘横纹(或肘尖)	9	此为上古直量标准。
肘横纹(或肘尖)到腕横纹	12	

下腿部

<u>起止部位</u>	<u>骨度</u>	<u>说明</u>
耻骨联合上缘到股骨内裸上缘	18	足三阴标准
大转子最点到膝中	19	足三阳标准
胫骨内裸下缘至内裸尖	13	足三阴标准
膝中到外裸尖	16	足三阳标准

- ◆ 耻骨联合上缘到大转子最高点为1寸，股骨内裸上缘至膝中为2寸，故耻骨联合上缘至膝中可作20寸，足三阴，足三阳通用。膝中到胫骨内裸下缘为2寸，内裸高于外裸1寸，故膝中至外裸尖作16寸，足三阴可通用。



Moxibustion

The characters that we translate as “acupuncture,” zhen jui in Chinese and shinkyu in Japanese, translate more literally as “needles and moxa.” From the earliest Han dynasty texts, to complete Song dynasty treatises solely dealing with moxibustion, moxa has been an integral part of medical practice.

Moxa is processed from the fibers inside the leaves of Mugwort (various *Artemisia* species). The fibers are separated from the rest of the plant matter, allowed to bleach in the sun, and aged for several years. They smolder when ignited, rather than burning with a flame, and the ashes tend to tighten up, holding their shape, rather than falling apart.

The word moxa is an English approximation of the Japanese mogusha, the Mugwort plant. The term moxibustion describes the techniques of burning moxa for therapeutic purposes.

Moxibustion is still used in the 21st century to varying degrees among the schools of oriental medicine. For example, one well known technique is to insert the needle at the desired acupuncture point, attach dried *moxa* to the external end of an acupuncture needle, and then ignite it. The moxa will then smolder for several minutes (depending on the amount adhered to the needle) and conduct heat through the needle to the tissue surrounding the needle in the patient's body. Another common technique is to hold a large glowing stick of moxa over the needles. Moxa is also sometimes burned at the skin surface, usually by applying an ointment to the skin to protect from burns, though burning of the skin is a general practice in China.

Grades of Moxa

There are a number of grades of moxa; more refined and aged moxa burns at a lower temperature. The highest grade is suitable for use directly on the skin of children, while the lower grades are applied to needles or burned with a something between them and the skin, often ginger, garlic, salt or miso paste.

Various techniques are used to apply the heat to the points. The types used most often are thread moxa (sesame seed or rice grain size), cone moxa (smaller soybean size or larger pyramids) or needle moxa (spheres of moxa on the top of an inserted needle). Moxa adds warmth when Cold is a problem, creates movement when Stagnation is a problem, and adds Qi when Vacuity is a problem.

Gua sha

In cases of the common cold or muscular pain, either cupping or gua sha may be used to support the healing process. Gua Sha is performed by rubbing the skin with the smooth surface of a coin, ceramic spoon or lid in areas where stuck or stagnated blood is found to reside. Small red dots or petechiae come to the surface. The result is healthy circulation of blood and an improvement of symptoms that is usually felt immediately.

Cupping

Cupping uses glass, plastic or bamboo cups that create suction when placed upon the patient's body. The technique may temporarily leave small round red marks on the skin. Typically, the marks will clear within a few days. Similar to the technique of gua sha, cupping can be used for many conditions including muscular pain and the common cold.

What Does an Acupuncturist Do?

In addition to asking questions, the acupuncturist may want to take your pulse at several points along the wrist and look at the shape, color, and coating of your tongue. The acupuncturist may also look at the color and texture of your skin, your posture, and other physical characteristics that offer clues to your health. You will lie down on a padded examining table, and the acupuncturist will insert the needles, twirling or gently jiggling each as it goes in. You may not feel the needles at all, or you may feel a twitch or a quick twinge of pain that disappears when the needle is completely inserted. Once the needles are all in place, you rest for 15 to 60 minutes. During this time, you'll probably feel relaxed and sleepy and may even doze off. At the end of the session, the acupuncturist quickly and painlessly removes the needles.

For certain conditions, acupuncture is more effective when the needles are heated using a technique known as "moxibustion" (see previous section). Another variation is electrical acupuncture. Acupuncturists trained in Chinese herbal preparations may prescribe herbs along with acupuncture.



Look at the prices for just an ounce.

Different Styles of Acupuncture

There are several different approaches to acupuncture. Among the most common in the United States today are:

TCM-based acupuncture -- the most commonly practiced in the United States, it bases a diagnosis on eight principles of complementary opposites (yin/yang, internal/external, excess/deficiency, hot/cold).

French energetic acupuncture -- mostly used by MD acupuncturists, it emphasizes meridian patterns, in particular the yin-yang pairs of primary meridians.

Korean hand acupuncture -- based on the principle that the hands and feet have concentrations of qi, and that applying acupuncture needles to these areas is effective for the entire body.

Auricular acupuncture -- this technique is widely used in treating addiction disorders. It is based on the idea that the ear is a reflection of the body and that applying acupuncture needles to certain points on the ear affects corresponding organs.

Myofascially-based acupuncture -- often practiced by physical therapists, it involves feeling the meridian lines in search of tender points, then applying needles. Tender points indicate areas of abnormal energy flow.

Japanese styles of acupuncture -- sometimes referred to as "meridian therapy," it emphasizes needling technique and feeling meridians in diagnosis.

What is Gokavi Transverse Technique (GTT Acupuncture)?

GTT Acupuncture is a dry needling acupuncture technique combined with high frequency electrical stimulation. It is said to be very useful in the treatment and management of chronic myofascial pain release.

Typically, GTT Acupuncture technique involves two stages.

In stage 1, acupuncture needles are inserted in a specific transverse direction to form a special circuit enclosing the area of pain. The needles are electrically stimulated at two different high frequencies. The end result of this treatment is relaxation and analgesia of the muscles involved.

The high frequency electrical stimulation activates skin and muscle receptors. The proponents of the method propose that the high frequency electrical stimulation also causes the midbrain to bypass the endorphin system and causes the release of serotonin and norepinephrine. This suppresses the transmission of pain, causing an analgesic effect.

In stage 2, the dry needling is done in a transverse direction. Since the muscle is already relaxed as a result of the treatment in stage 1, the therapist can lift the muscle and needle the muscle through its entire thickness, releasing spasms and trigger points. Deeper layers of muscles are accessible in this two step process than are available in conventional acupuncture. The stage 2 treatment increases mobility and reduces the pain.

The transverse needling employed in GTT acupuncture is safe, reliable and effective. The soothing pain relief obtained causes a significant improvement in patient compliance and tolerance to the dry needling. This produces dramatic and long term effects. GTT Acupuncture is especially effective in the treatment of patients suffering from fibromyalgia and chronic myofascial pain.

How Many Treatments do I Need?

The number of acupuncture treatments you need depends on the complexity of your illness, whether it's a chronic or recent condition, and your general health. For example, you may need only one treatment for a recent wrist sprain, while a long-standing, chronic illness may require treatments once or twice a week for several months to achieve good results.

Listed below are some general guidelines related to forming a prognosis. To discuss any of this information, please utilize our Chinese Acupuncture Theory forum.

Organ vs. Meridian Pathology

In general, meridian imbalances take less time to treat than deeper organ imbalances.

Interior vs. Exterior Patterns

In general, exterior patterns take less time to treat than interior ones. For example, the common cold (external wind-cold) takes less time to treat than the heat in the lung variation of sinusitis.

Qi vs. Blood

It is generally easier to build and/or move Qi than it is to build and/or move Blood. For example, Qi Stagnation will resolve faster than Blood Stagnation.

Deficiency vs. Excess

It is generally easier to drain an excess pathology than to build up a deficiency. Additionally, there are variations within these broad categorizations. For example, a Yang Deficiency may take longer to build than Qi Deficiency. On the deficiency side, Yin Deficiency may take longer to build than Blood Deficiency.

Dampness and Phlegm

Dampness is generally considered easier to treat than Phlegm. They are both, however, slow to move and resolve by their nature and will generally complicate other imbalances.

Lifestyle/Psycho-Emotional Factors

Conditions that have fostered certain states of imbalance (living in a damp environment, for example) if left unresolved will generally hinder the treatments. On a psycho-emotional level, the continued repression, over expression or over experience of certain emotional states will also make imbalances more difficult to resolve.

Factors related to the Four Stages

The prognosis is worsened depending on the stage of disease, ranging from the Wei level, to the Qi level, to the Ying, to the Blood.

Factors related to the Six Stages

The prognosis is worsened depending on the stage of disease, ranging from Tai Yang, to Yang Ming, to Shao Yang, to Tai Yin, to Shao Yin, to Jue Yin.

What does Acupuncture Feel Like?

Acupuncture needles are hair-thin, metallic, and solid. People experience acupuncture differently, but most feel minimal pain (or even none at all) as the needles are inserted. Some people are energized by treatment, while others feel relaxed. Improper needle placement, movement of the patient, or a defect in the needle can cause soreness and pain during treatment. This is why it is important to seek treatment from a qualified acupuncture practitioner.

What are the needles like? Can I get infected?

In 1996 US FDA approved acupuncture needles for licensed practitioners. The FDA requires that the needles be sterile, nontoxic, and disposed of after a single use.

Only FDA approved sterile, disposable needles should be used, and they are only used once. These needles are carefully manufactured under the guidance of the FDA. There is no risk of infection.

Acupuncture needles are small and hair-thin. They are solid (not hollow like the needles used by doctors in surgery). The end of an acupuncture needle is smooth and rounded. Acupuncture needles are not designed to cut the skin. Instead, when an acupuncture needle is inserted, the round edge pushes the tissue aside without cutting it. Acupuncture needles are so thin it's as if they can glide through the spaces between the individual cells of the body.

Does it (Needling or Acupuncture Process) Hurt?

People experience needling differently. Most feel no pain. Some experience minimal pain as the needles are inserted. The needles can be quickly adjusted in the unlikely event of uncomfortable feelings during the needling process. (Please do not hesitate to tell the practitioner if you feel uncomfortable).

Some people experience a sensation like that of a mosquito bite that disappears very quickly. Often people describe their sensations as warming, heavy, numb or tingling. Be comfortable and relax while the needles are in place. The more you can relax during an acupuncture treatment, the better the results. Some people even fall asleep during the treatment. Following treatment, it is very common to feel a tremendous sense of relaxation and calm.

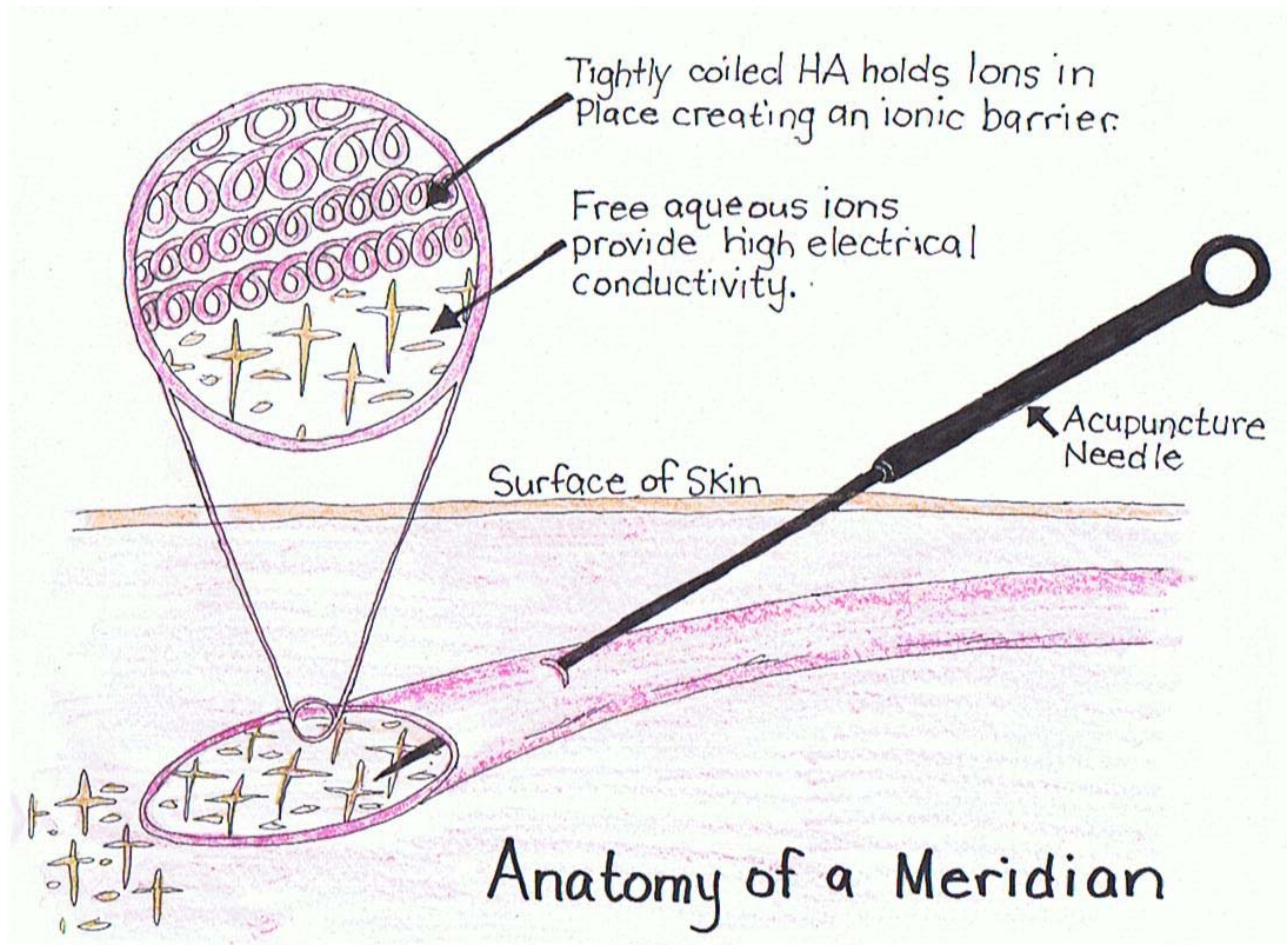
Are there any Possible Problems or Complications?

When done by a trained professional, acupuncture is generally considered safe. The number of complications reported have been relatively few, but there is a risk that a patient may be harmed if the acupuncturist is not well trained.

Traditional needle acupuncture can cause dizziness, fainting, local internal bleeding, convulsions, hepatitis B, dermatitis, nerve damage, and increased pain. Punctured lungs have happened rarely but have resulted in a few deaths. Traditional acupuncture also poses risks, such as infection from contaminated needles or improper delivery of treatment. The risk of infection is much lower now that acupuncturists in the United States use sterile needles that are discarded after a single use.

Those who are taking anticoagulants (blood thinners) may have bleeding problems with traditional needle acupuncture. People with cardiac pacemakers, infusion pumps, or other electrical devices should avoid electroacupuncture.

Relying on this type of treatment alone, and avoiding or delaying conventional medical care, may have serious health consequences.



Twelve Primary Pathways

Treatment of acupuncture points may be performed along several layers of pathways, most commonly the twelve primary pathways (meridians), located throughout the body. Other pathways include the Eight Extraordinary Pathways *Qi Jing Ba Mai*, the Luo Vessels, the Divergents and the Sinew Channels. Unaffiliated, or tender points, called "ah shi" (signifying "that's it", "ouch", or "oh yes") are generally used for treatment of local pain. Of the eight extraordinary pathways, only two have acupuncture points of their own. The other six meridians are "activated" by using a master and couple point technique which involves needling the acupuncture points located on the twelve main meridians that correspond to the particular extraordinary pathway. Ten of the primary pathways are named after organs of the body (Heart, Liver, etc.), one is named for the serous membrane that wraps the heart (Heart Protector or Pericardium), the last is the 'three spaces' (*San Jiao*).

The pathways are capitalized to avoid confusion with a physical organ (for example, we write the "Heart meridian" as opposed to the "heart meridian"). The two independent extraordinary pathways *Ren Mai* and *Du Mai* are situated on the midline of the anterior and posterior aspects of the trunk and head respectively. The twelve primary pathways run vertically, bilaterally, and symmetrically and every channel corresponds to and connects internally with one of the twelve Zang Fu ("organs"). This means that there are six yin and six yang channels.

There are three yin and three yang channels on each arm, and three yin and three yang on each leg.

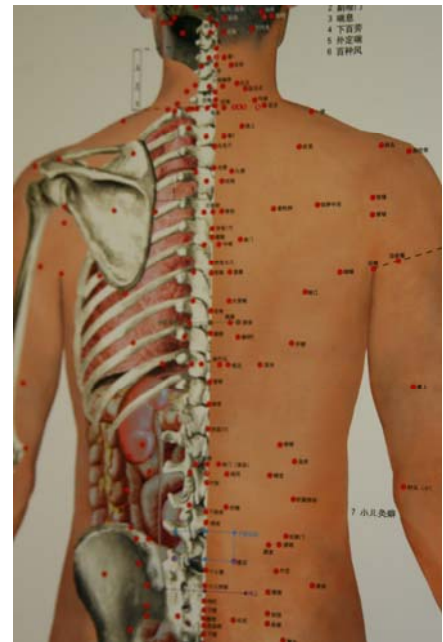
The three yin channels of the hand (Lung, Pericardium, and Heart) begin on the chest and travel along the inner surface (mostly the anterior portion) of the arm to the hand.

The three yang channels of the hand (Large intestine, San Jiao, and Small intestine) begin on the hand and travel along the outer surface (mostly the posterior portion) of the arm to the head.

The three yin channels of the foot (Spleen, Liver, and Kidney) begin on the foot and travel along the inner surface (mostly posterior and medial portion) of the leg to the chest or flank.

The three yang channels of the foot (Stomach, Gallbladder, and Bladder) begin on the face, in the region of the eye, and travel down the body and along the outer surface (mostly the anterior and lateral portion) of the leg to the foot.

The movement of qi through each of the twelve channels is comprised of an internal and an external pathway. The external pathway is what is normally shown on an acupuncture chart and it is relatively superficial. All the acupuncture points of a channel lie on its external pathway. The internal pathways are the deep course of the channel where it enters the body cavities and related Zang-Fu organs.



The superficial pathways of the twelve channels describe three complete circuits of the body, chest to hands, hands to head, head to feet, feet to chest, etc.

Chinese Clock

The distribution of qi through the pathways is said to be as follows (based on the demarcations in TCM's Chinese Clock): Lung channel of hand taiyin to Large Intestine channel of hand yangming to Stomach channel of foot yangming to Spleen channel of foot taiyin to Heart channel of hand shaoyin to Small Intestine channel of hand taiyang to Bladder channel of foot taiyang to Kidney channel of foot shaoyin to Pericardium channel of hand jueyin to San Jiao channel of hand shaoyang to Gallbladder channel of foot shaoyang to Liver channel of foot jueyin then back to the Lung channel of hand taiyin. Each channel occupies two hours, beginning with the Lung, 3AM-5AM, and coming full circle with the Liver 1AM-3AM.

Role of Acupuncturist in Traditional Chinese Medicine

According to the philosophy of Dao, the role of the acupuncturist is to restore your health and enable you to live a little closer to the Dao, thus preserving your Jing and helping you live to a ripe old age. A number of factors can contribute to the depletion of Jing. Living a life of excess, drinking too much, excessive emotional reactions, working too hard, inappropriate sexual behavior, etc. all are believed to result in the depletion of Jing. Balance in all things is considered the key to good health and long life. In order to increase their understanding of the Dao, the Chinese developed two concepts that together form the basis of Chinese thought: yin and yang and the more detailed system of the five elements.

Daoism

The Dao De Jing, along with the Zhuangzi, is one of the core texts of the Chinese way of thinking known as "Daoism". This word has a number of meanings. In early texts, Daoism is manifest as a sophisticated view of the world which mediates on the nature of the world. There is a common disapproval of the unnatural and artificial. Social convention is rejected in favor of the ecstatic and the immediate nature of experience.

Later on Daoism also came to signify the large number of popular cults that exist in China (so-called "popular Daoism"). Although Daoism is often set in opposition to Confucianism, both ways of thinking interact with each other. It should also be noted that although Ch'an Buddhism (or Zen Buddhism) is usually seen as a variant of Mahayana Buddhism, in many respects it draws on Daoist ideas.

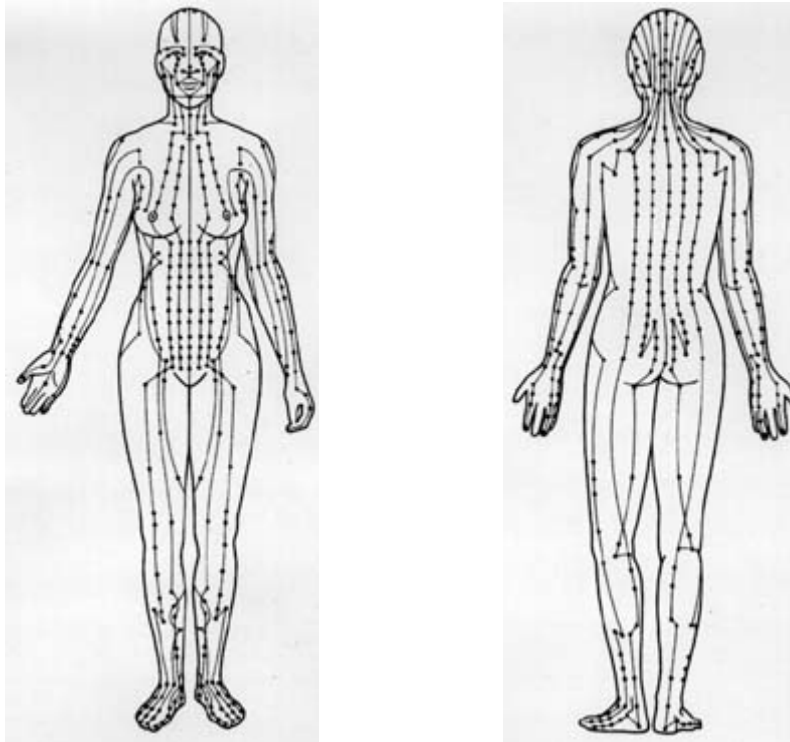


Channels or Meridians in Acupuncture The Invisible Pathways of Qi

Chinese use the term "jing luo" which means, channels, conduit, meridian etc. According to acupuncture, these are the invisible channels through which qi circulate throughout the body. The **acupuncture points** (or holes as the Chinese term xue is more aptly translated means) are the locations where the qi of the channels rises close to the surface of the body. There are 12 main meridians, six of which are yin and six are yang and numerous minor ones, which form a network of energy channels throughout the body.

In acupuncture, each meridian is related to, and named after, an organ or function. The main ones are: the lung, kidney, gallbladder, stomach, spleen, heart, small intestine, large intestine, gall bladder, urinary bladder, san jiao (three heater) and pericardium (heart protector/ or circulation sex meridian).

There are also 8 extraordinary channels in acupuncture that are considered to be reservoirs supplying qi and blood to the twelve regular channels. These are believed to have a strong connection to the kidney. The meridians are shown in the figures.



Location of the meridians and acupoints (acupuncture points) in the body.

Dotted along these meridians are more than 400 acupuncture points, classified by WHO. (There may be as many as 2000 points in use for different treatments.) These are listed by name, number and the meridian to which they belong.

When Chi flows freely through the meridians, the body is balanced and healthy, but if the energy becomes blocked, stagnated or weakened, it can result in physical, mental or emotional ill health. An imbalance in a person's body can result from inappropriate emotional responses such as: excess anger, over-excitement, self-pity, deep grief and fear. Environmental factors such as cold, damp/humidity, wind, dryness, and heat can also cause imbalance so as factors such as wrong diet, too much sex, overwork and too much exercise.

To restore the balance, the acupuncturist stimulates the acupuncture points that will counteract that imbalance. So, if you have stagnant Chi, he will choose specific points to stimulate it. If the Chi is too cold, he will choose points to warm it. If it is too weak, he will strengthen it. If it is blocked, he will unblock it, and so on. In this way, acupuncture can effectively rebalance the energy system and restore health or prevent the development of disease. The points that the practitioner chooses to stimulate may not necessarily be at the site of the symptoms.

Meridian name (Chinese)	Yin / Yang	Arm / Leg	5 elements	Organ
手太陰肺經	Major Yin (太陰)	Arm (手)	Metal (金)	Lung (肺)
手厥陰心包經	Yin (厥陰)	Arm (手)	Fire (火)	Pericardium (心包)
手少陰心經	Minor Yin (少陰)	Arm (手)	Fire (火)	Heart (心)
手陽明大腸經	Yang (陽明)	Arm (手)	Metal (金)	Large Intestine (大腸)
手少陽三焦經	Minor Yang (少陽)	Arm (手)	Fire (火)	Triple Warmer (三焦)
手太陽小腸經	Major Yang (太陽)	Arm (手)	Fire (火)	Small Intestine (小腸)
足少陰腎經	Minor Yin (少陰)	Leg (足)	Water (水)	Kidney (腎)
足太陰脾經	Major Yin (太陰)	Leg (足)	Earth (土)	Spleen (脾)
足厥陰肝經	Yin (厥陰)	Leg (足)	Wood (木)	Liver (肝)
足陽明胃經	Yang (陽明)	Leg (足)	Earth (土)	Stomach (胃)
足太陽膀胱經	Major Yang (太陽)	Leg (足)	Water (水)	Bladder (膀胱)
足少陽膽經	Minor Yang (少陽)	Leg (足)	Wood (木)	Gall Bladder (膽)

Indication of the "8-Hui" Acupoints for Treatment

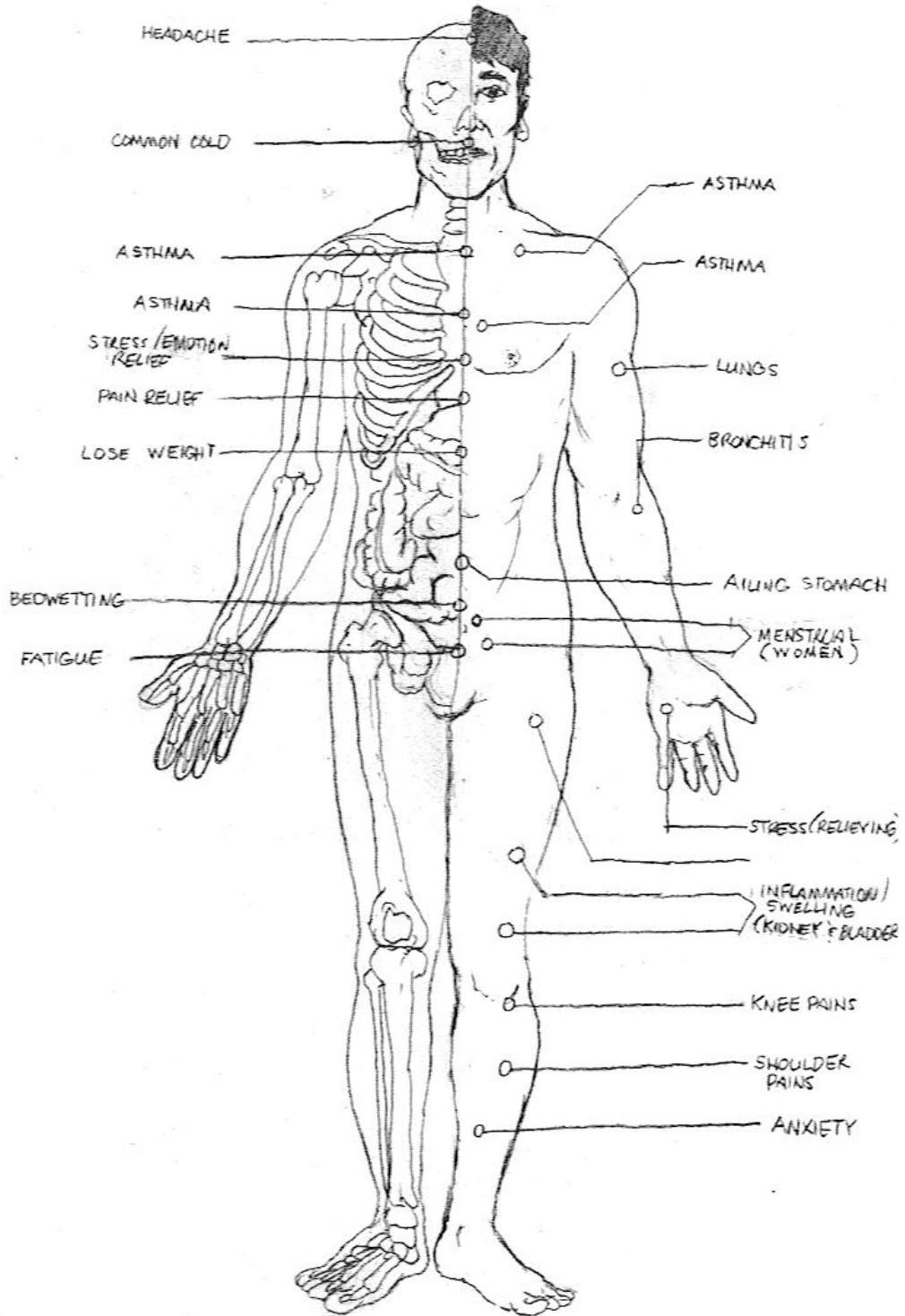
Points	Meridians Involved	Area Involved
#1 (B62) & #7 (SI 3)	SI (Small Intestine), B (Bladder), K (Kidney), GV (DM, Dumai)	Ears, Shoulder, Nape, Head, Back, Abdomen, Internal canthus, Limbs (along the related Meridian area)
#3 (TE5) & #4 (G41)	G (Gallbladder), Liv (Liver), TE (Triple Energizer), BV (Belt Vessel, Daimai -- one of the Extra-Meridians related to gynecological diseases)	External canthus, Eyes, Ears, Head area behind ears, Cheek, Neck, Shoulder, Limbs (along the related Meridian area)
#2, #5 (K6) & #9 (L7)	L (Lung), K (Kidney), LI (Large Intestine), CV (RM, Renmai)	Lungs, Throat & Larynx, Face, Diaphragm, Low back, Sexual organs, Limbs (along the related Meridian area)
#6 (Sp4) & #8 (P6)	H (Heart), S (Stomach), Sp (Spleen), P (Pericardium)	Chest, Heart, Stomach, Tongue, Limbs (along the related Meridian area)

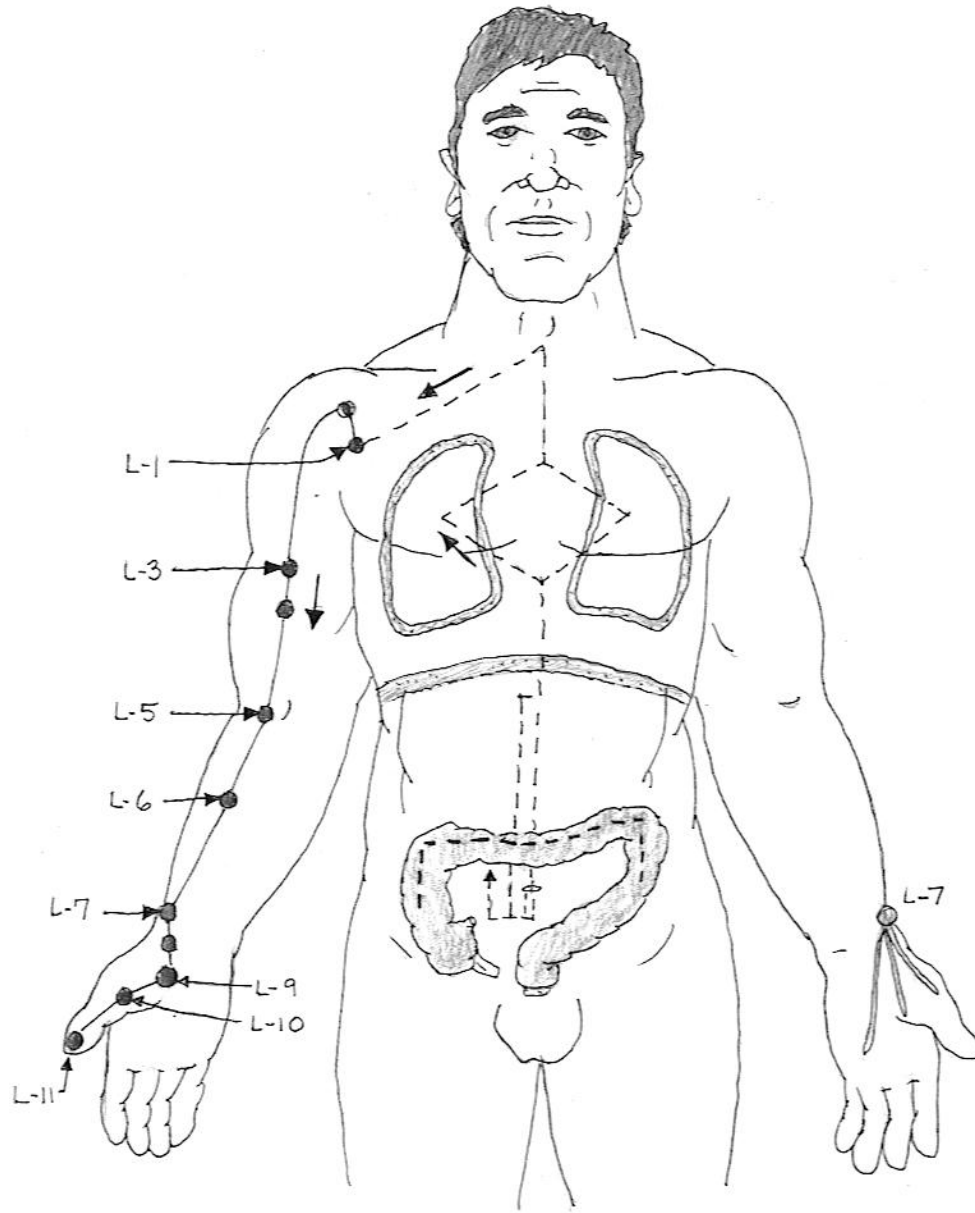




“YOU MIGHT WANNA LAY OFF
THE ACUPUNCTURE!”

Meridians



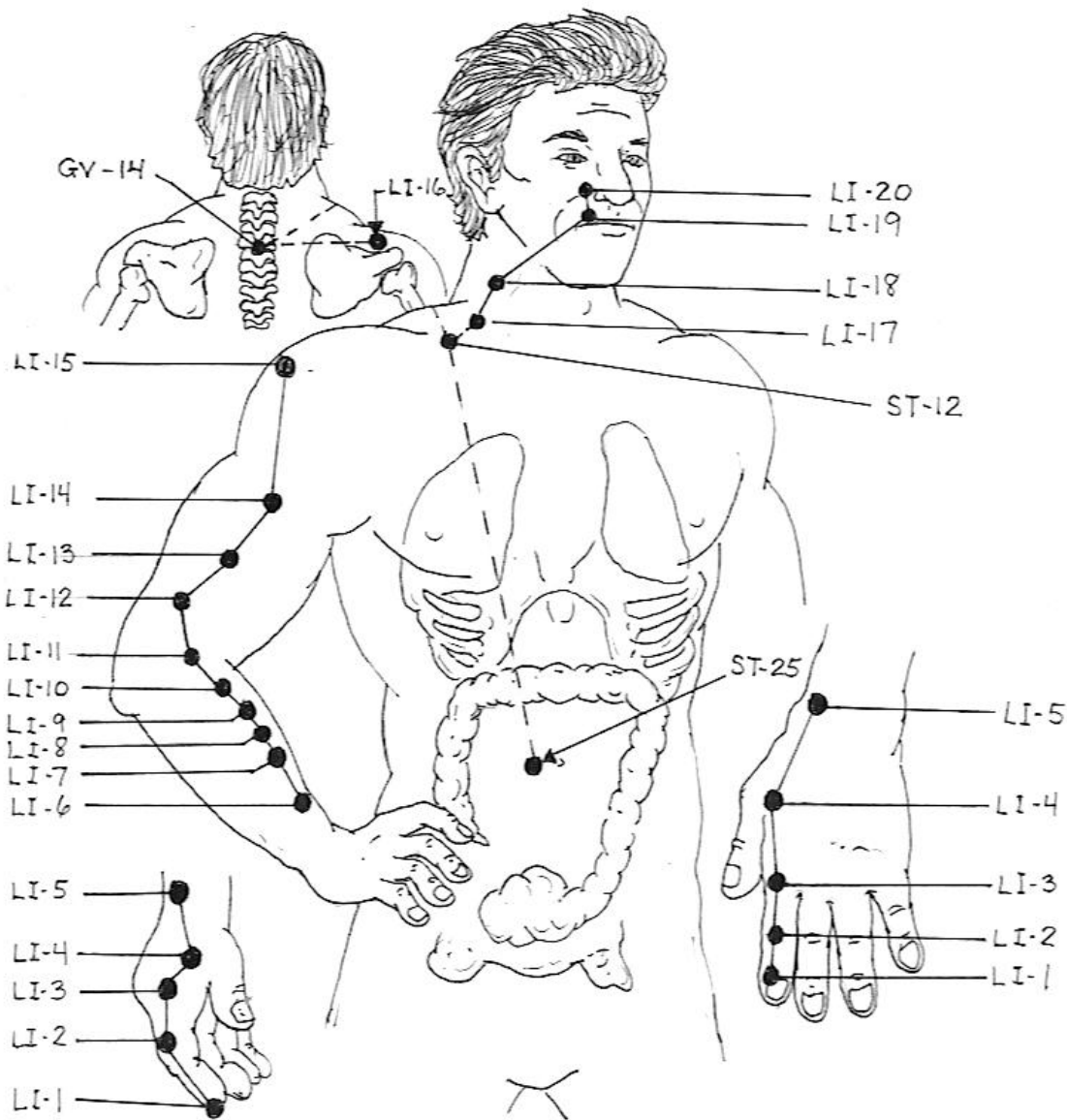


LUNG

Lung Meridian (LU)

The Hand Greater Yin (Tai Yin) of the Lung has 11 points

The lung channel of the Hand Taiyin originates from the lateral aspect of the chest near the arm pit. It then travels along the anterior-medial aspect of the upper arm, passes the cubital region and arrives at the radial side of the wrist containing the radial artery for pulse palpation. Passing the thenar eminence, it travels along the radial border of the palm ending at the medial side of the tip of the thumb.

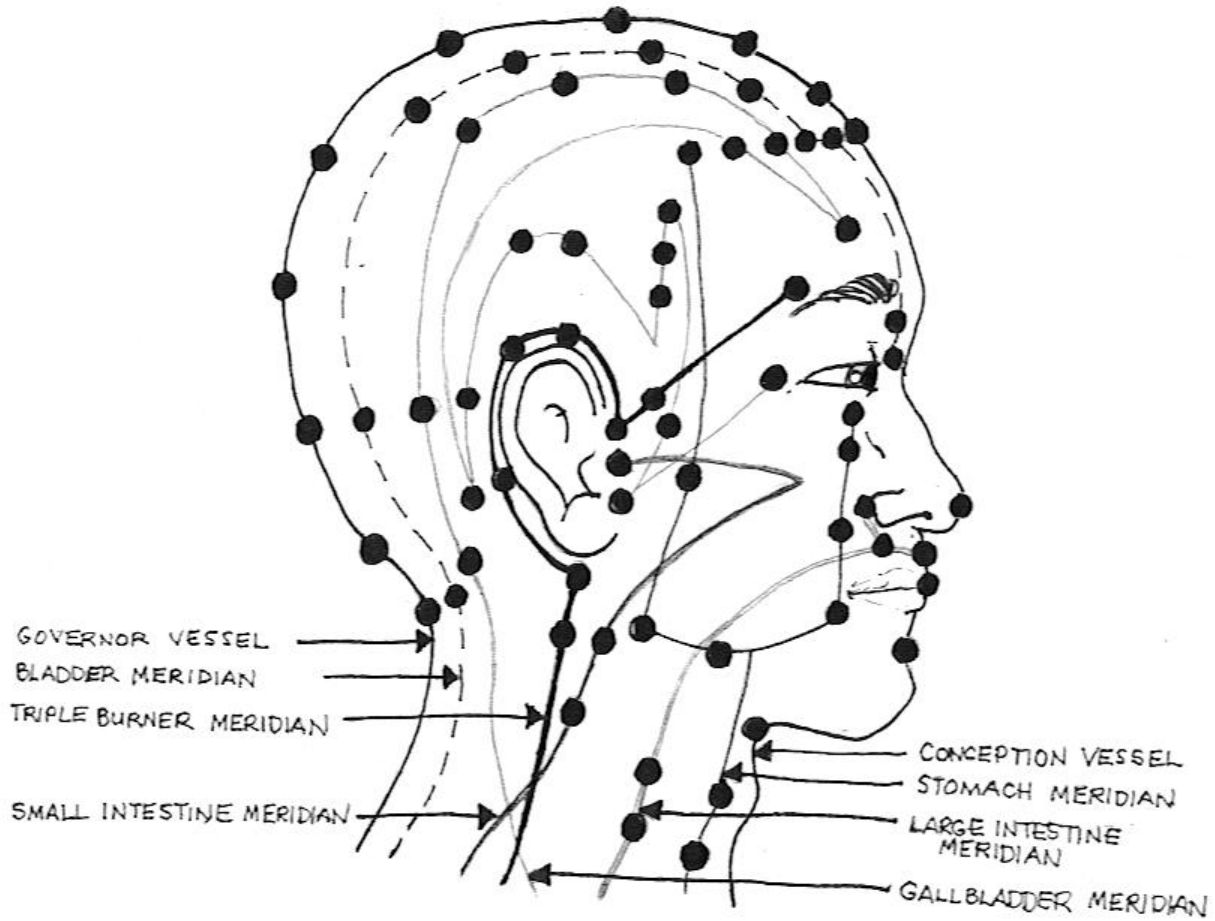


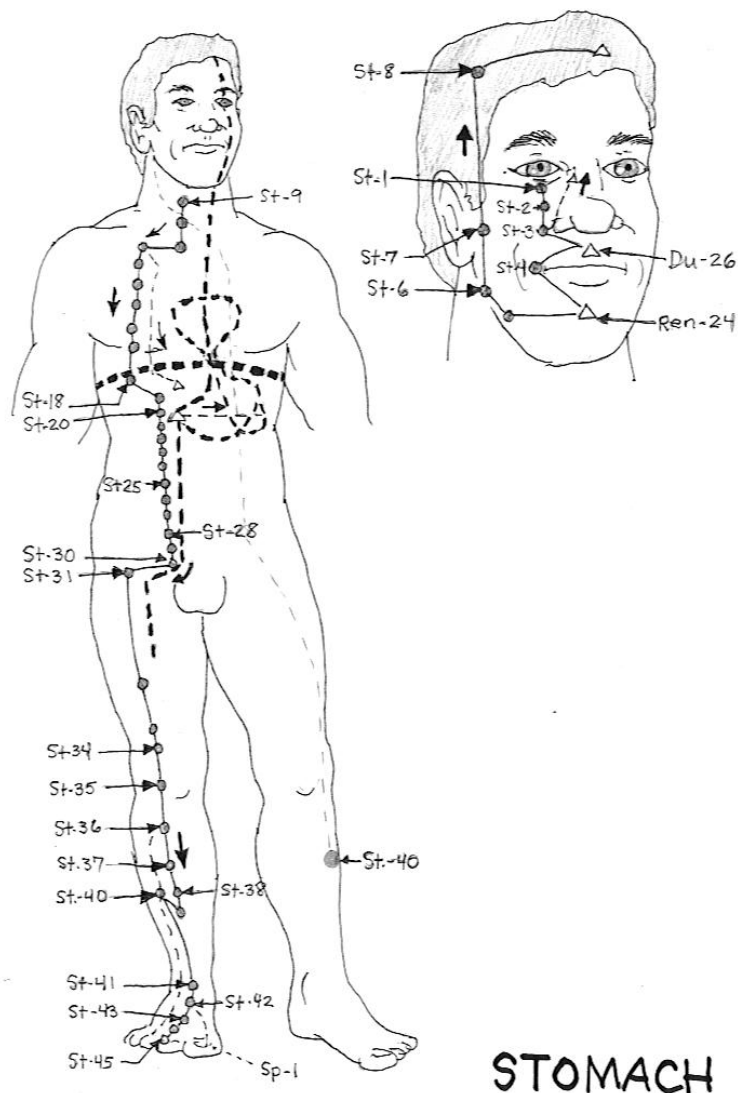
LARGE INTESTINE

Large Intestine (LI)

The Hand Bright Yang (Yang Ming) of the Large Intestine 20 points

The large intestine channel of the Hand-Yangming starts from the tip of the index finger. Running upward along the radial aspect of the index finger, it passes through the inter-space of the first and second metacarpal bones, and ascends along the lateral anterior aspect of the upper arm to the highest point of the shoulder. It then travels along the anterior border of the acromion, then descends to the supraclavicular fossa. From the supraclavicular fossa it travels upward to the neck and to the cheek, then it curves around the upper lip and exits at the corner of the mouth, where it crosses the opposite large intestine channel of the Hand-Yangming at the philtrum. It ends at the side of the nose, where it connects with the stomach channel of the Foot-Yangming.

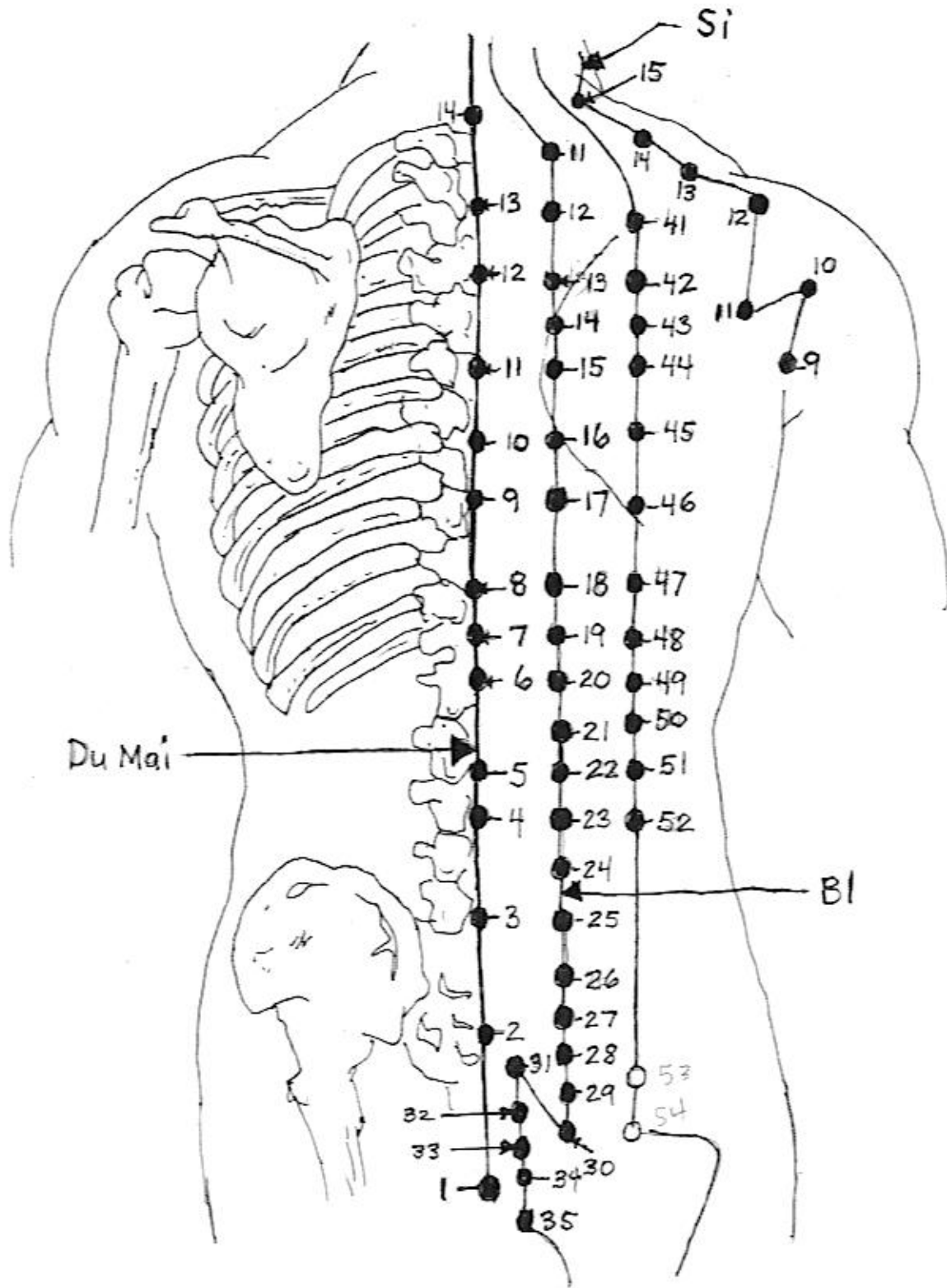


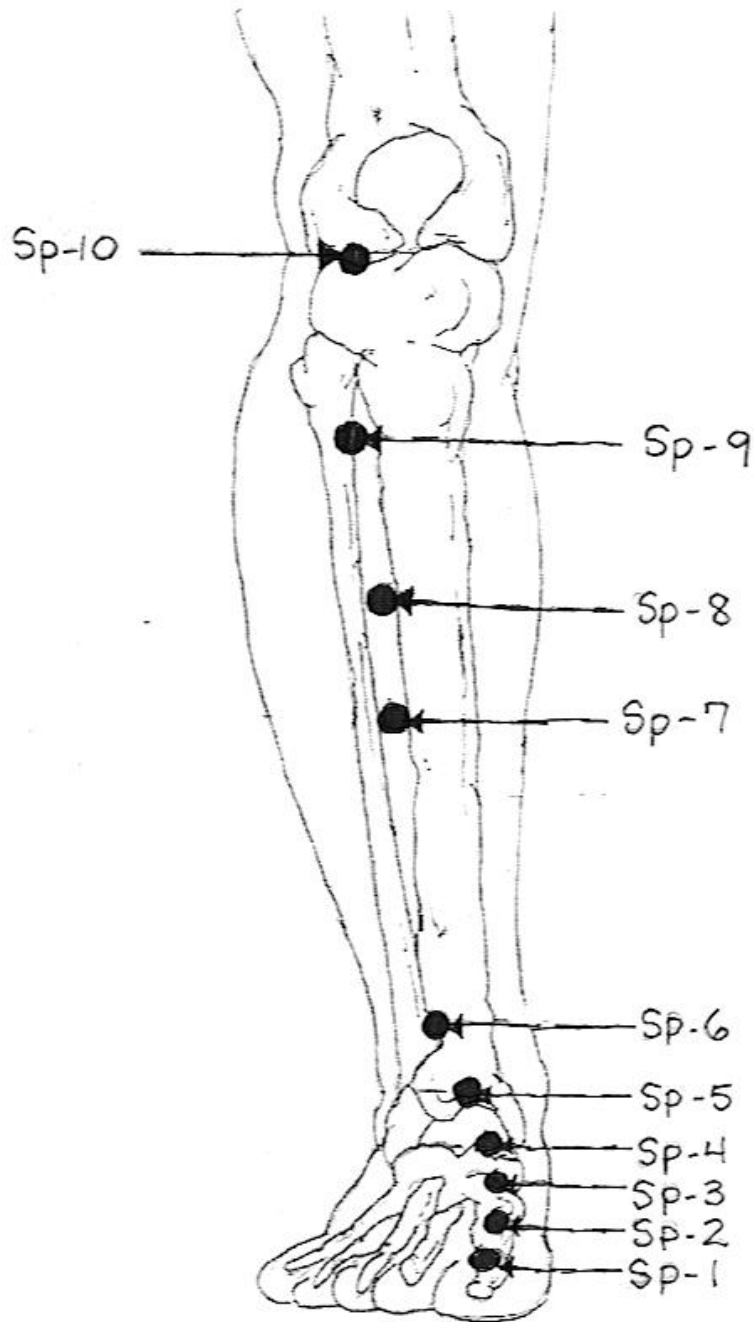


Stomach Meridian (ST)

The Foot Bright Yang (Yang Ming) of the Stomach 45 points

The stomach channel of the Foot-Yangming starts directly below the pupil between the eyeball and the infraorbital ridge. Running downward along the lateral side of the nose, to the lateral corner of the mouth. Curving posterior to the anterior angle of the mandible. Then it travels to the posterior aspect of the mandible, ascending in front of the ear and following the anterior hairline, reaching to the forehead. It then runs along the throat and enters the supraclavicular fossa. The straight line of the channels separates the supraclavicular fossa and runs downward along the middle mammillary line. It travels to the side of the umbilicus and descends to the inguinal groove. Running downward, it travels along the anterior aspect of the thigh and reaches the knee. From there it continues further down along the anterior border of the lateral aspect of the tibia to the dorsum of the foot and reaches the lateral side of the tip of the second toe.

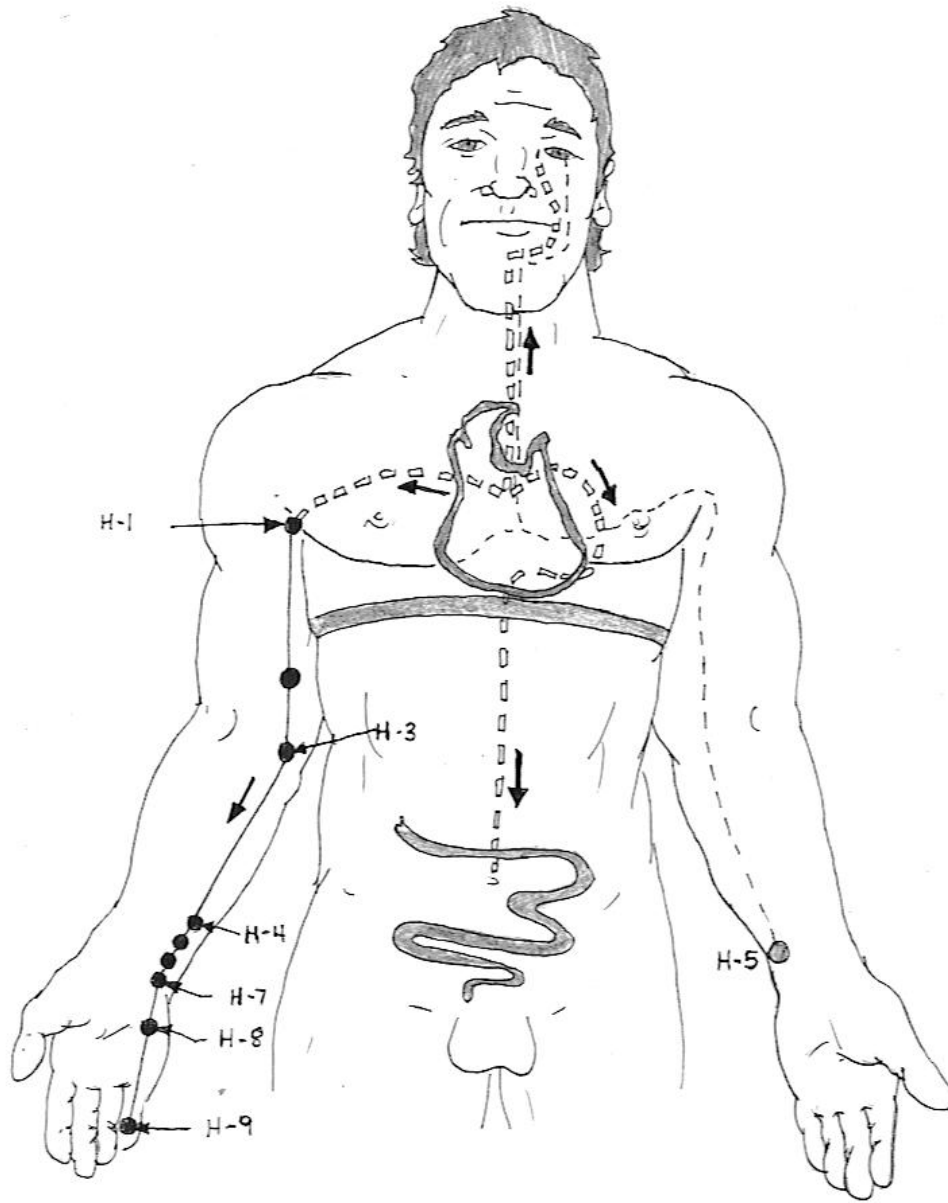




Spleen Meridian (SP)

The Foot Greater Yin (Tai Yin) of the Spleen 21 points

The spleen of the Foot-Taiyin starts from the medial aspect of the tip of the big toe. It travels along the medial aspect of the foot at the junction between the red and white skin, ascends anteriorly to the medial malleolus up to the medial aspect of the leg. Passing through the anterior medial aspect of the thigh, it enters the inguinal region traveling along the anterior of the abdomen. It then curves lateral to the midline to the intercostal space up to the 2nd intercostal space; then turns inferior to midway between the axilla and the free end of the eleventh rib.

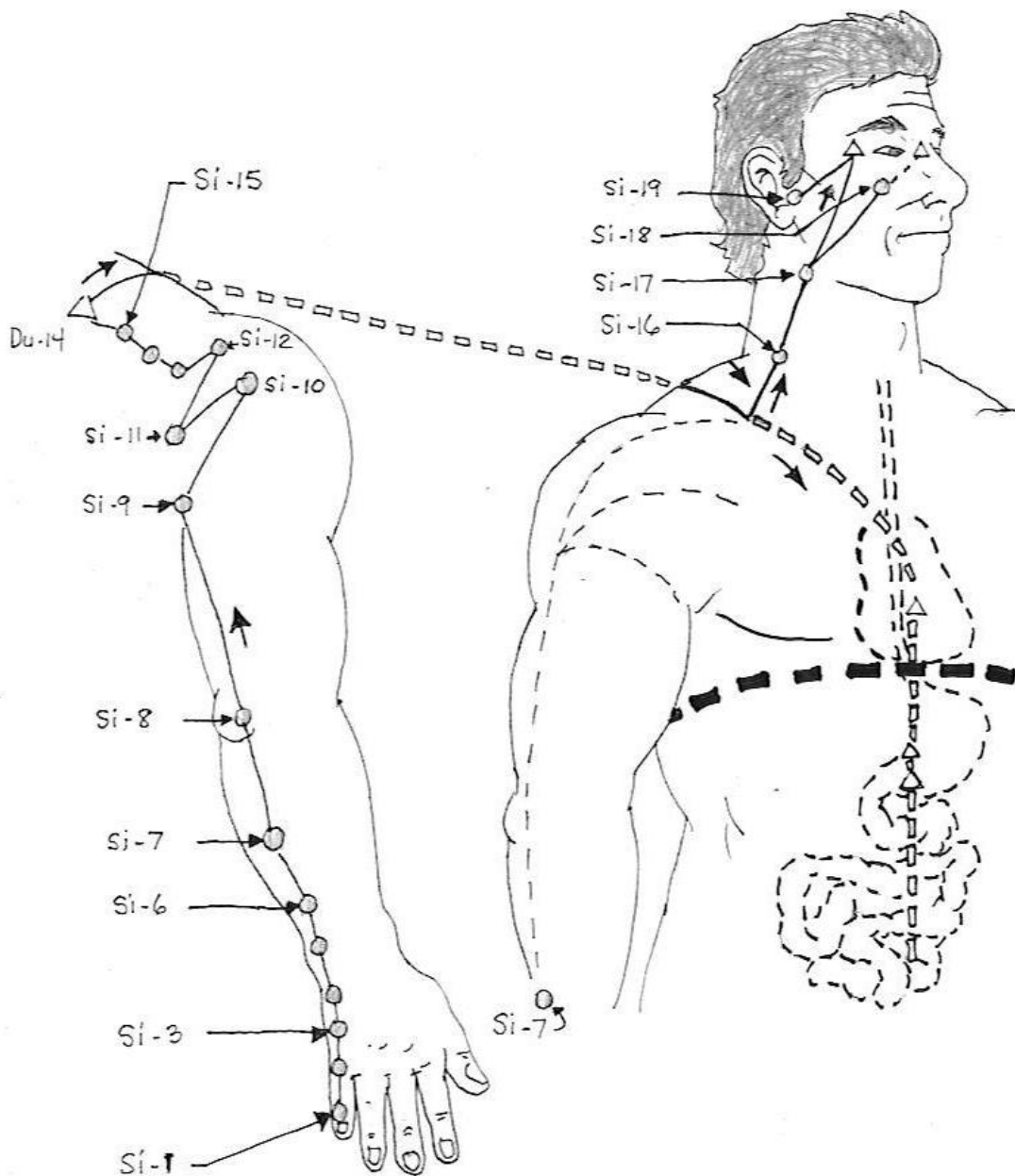


HEART

Heart Meridian (HT, HE)

The Hand Lesser Yin (Shao Yin) of the Heart 9 points

The heart channel of the Hand-Shaoyin starts in the center of axilla. From there it goes along the posterior border of the medial aspect of the upper arm. Passing through the cubital region, it descends to the pisiform region proximal to the palm and enters the palm. Then it ends at the medial aspect of the tip of the little finger.



SMALL INTESTINE

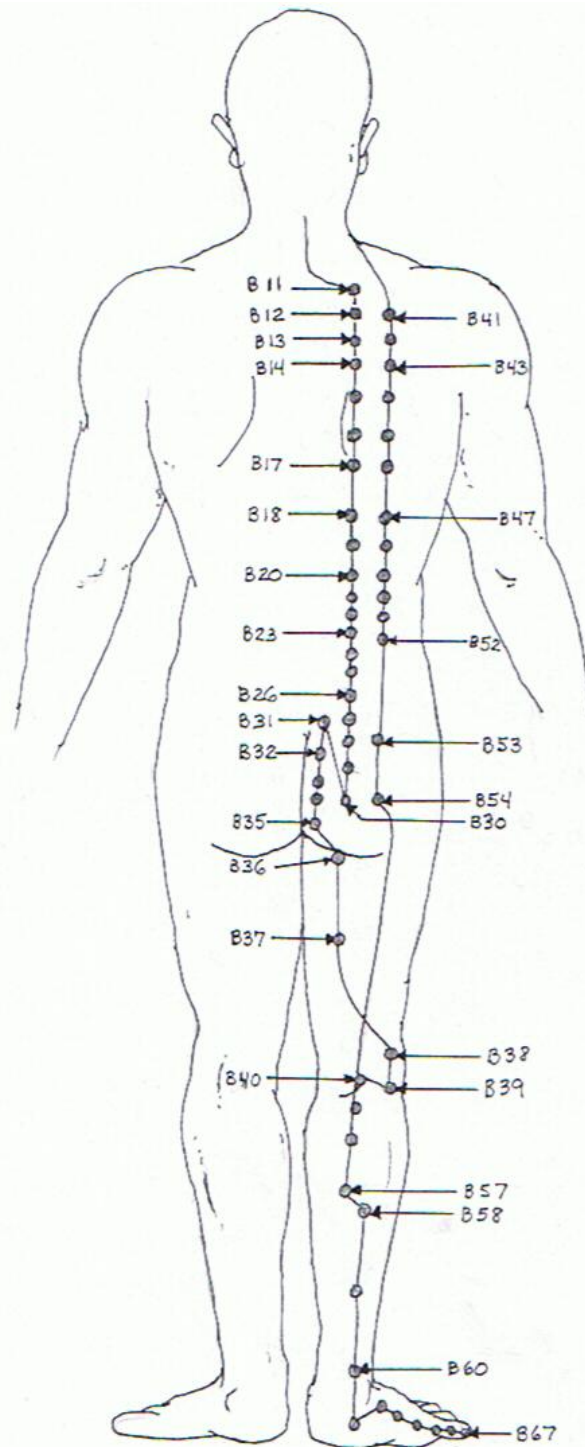
Small Intestine Meridian (SI)

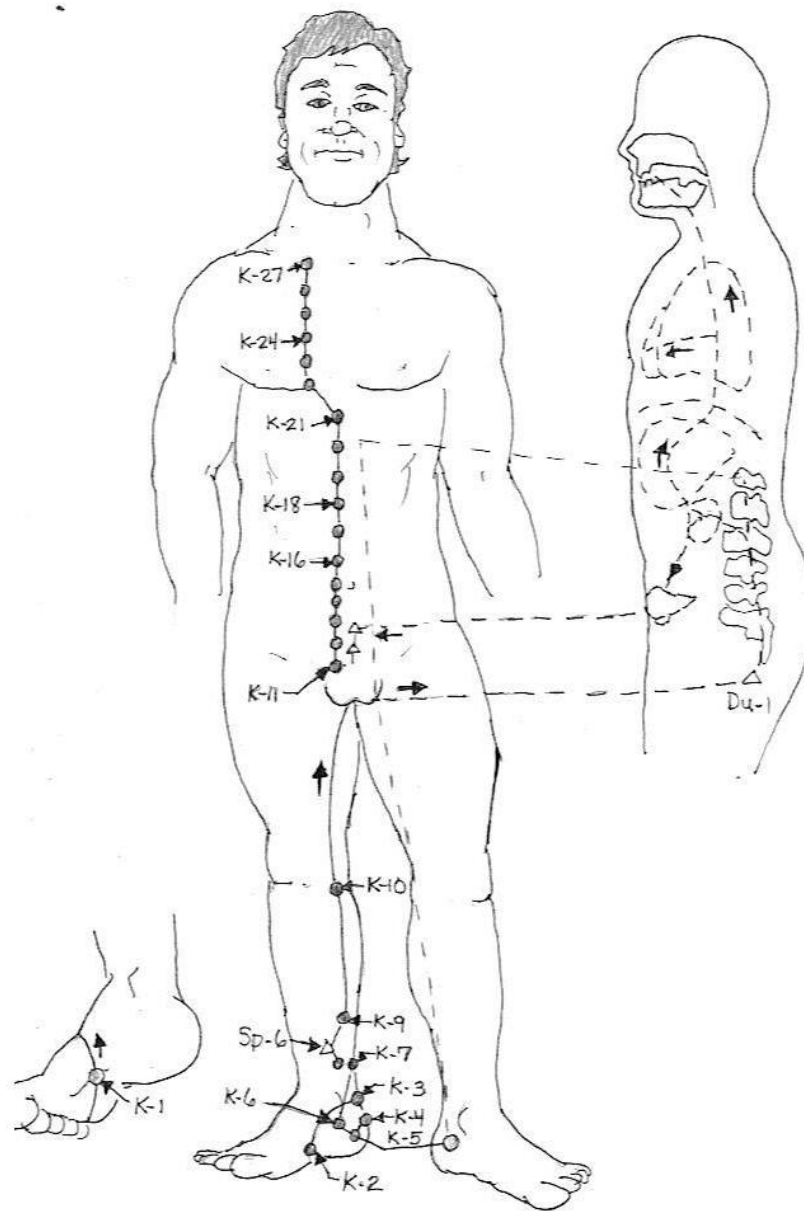
The Hand Greater Yang (Tai Yang) of the Small Intestine 19 points

The small intestine channel of the Hand-Taiyang starts at the ulnar aspect of the tip of the little finger, and travels along the ulnar border of the hand dorsum upward to the posterior border of the lateral aspect of the upper arm. It passes through the cubital region, curving around the scapular region. Then, turning downward to the supra-clavicular fossa, it ascends to the neck; travels up to the cheek going through the outer canthus of the eye, and ends anterior to the tragus of the ear.

**Bladder Meridian (BL, UB)
The Foot Greater Yang (Tai Yang) of
the Bladder 67 points**

The urinary bladder channel of the Foot-Taiyang originates from the inner canthus of the eye. Passing through the forehead, it flows up to the vertex. It bifurcates above the posterior hairline into two lines. One line runs from the posterior aspect of the neck downward along the medial border of the scapula (3 cun lateral to the back mid-line). Passing through the gluteal region. Another line runs straight downward (1.5 cun lateral to the mid-line of the back) to the lumbar region. From there, it descends along the posterior aspect of the thigh to the popliteal fossa. Descending to the posterior aspect of the gastrocnemius muscle and further to the posterior inferior aspect of the lateral malleolus. Ending at lateral posterior side of the tip of the little toe.



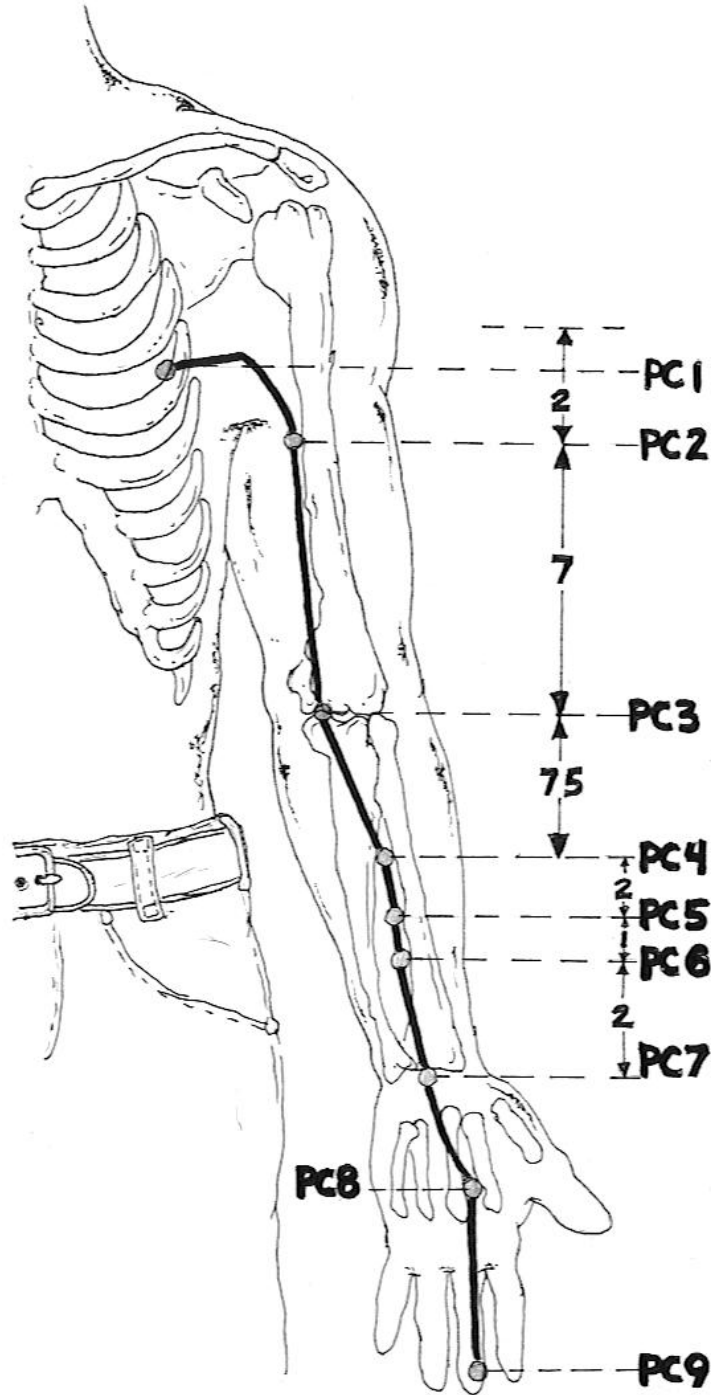


KIDNEY

Kidney Meridian (KI)

The Foot Lesser Yin (Shao Yin) of the Kidney 27 points

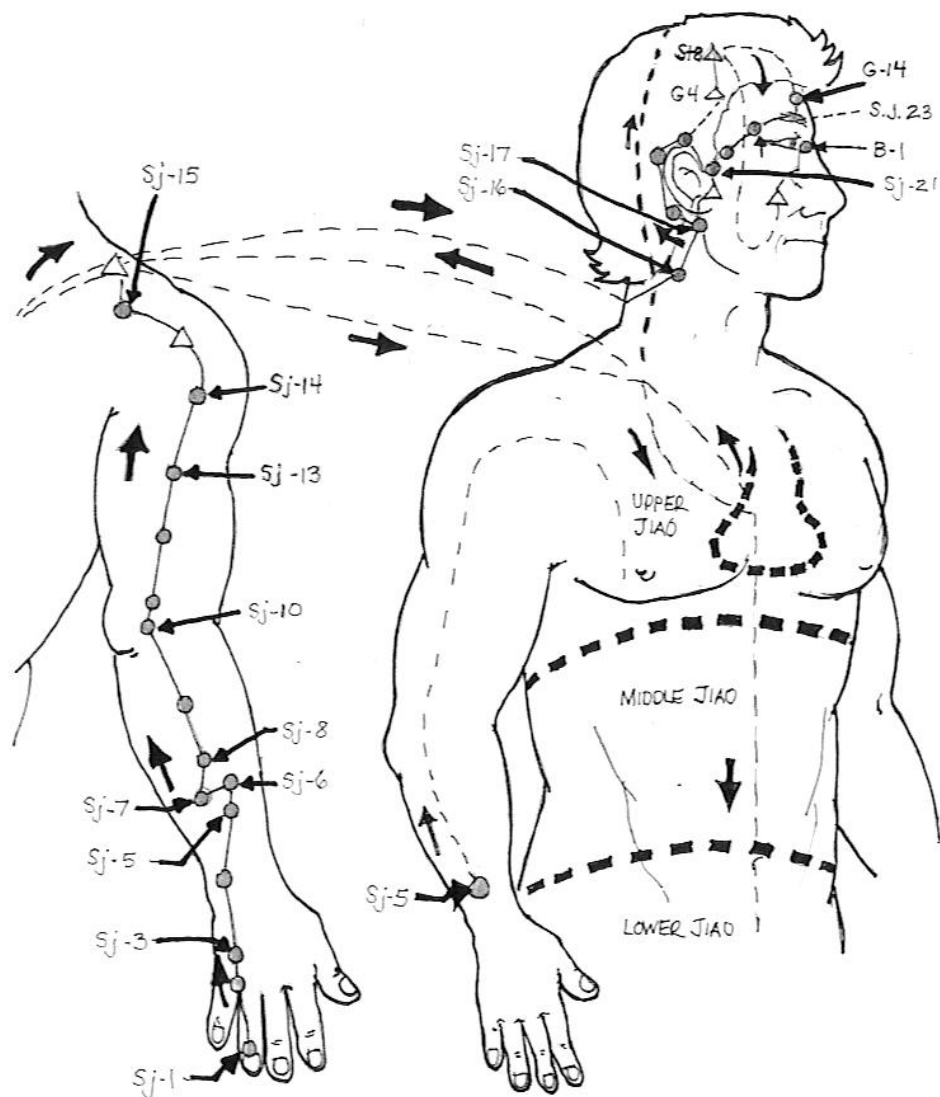
The kidney channel of the Foot-Shaoyin starts from the interior aspect of the little toe (or the sole of the foot, depending on the text), and runs through a depression in the lower aspect of the tuberosity of the navicular bone. It travels behind the medial malleolus and encircles the malleolus. Ascending along the medial side of the leg, it passes the medial side of the popliteal fossa and goes further upward along the posterior-medial aspect of the thigh. Traveling to the superior border of the symphysis pubis, it forms a straight line 0.5 cun from the midline. It ascends diverging at the diaphragm, ending in a depression on the lower border of the clavicle 2 cun from the-midline.



Pericardium Meridian (P, PC)

The Hand Terminal Yin (Jue Yin) of the Pericardium 9 points

The pericardium channel of the Hand-Jueyin originates in the chest lateral to the nipple. It then ascends to the axillary fossa and runs along the medial aspect of the upper arm, passing through the cubital fossa. It goes further downward to the forearm between the tendons of the m. palmaris longus and m. flexor carpi radialis. It enters the palm and passes along the middle finger to its tip.

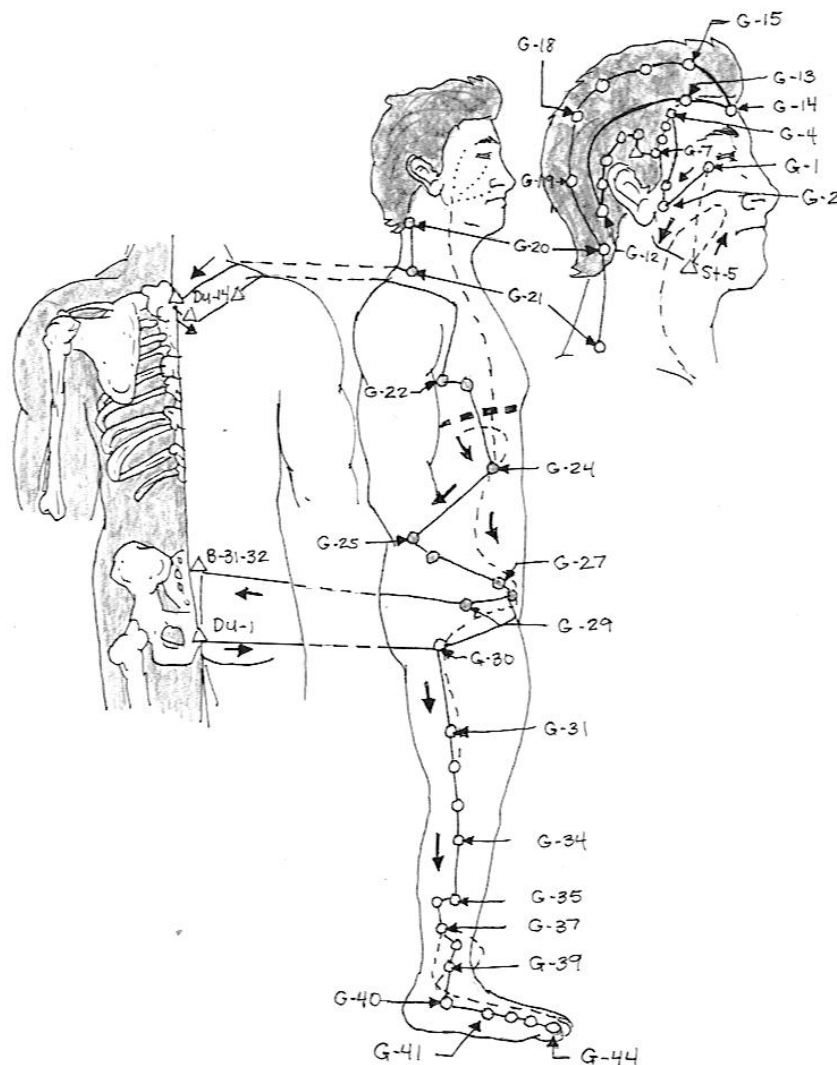


DIVERGENT ————
 Luo ————
 Sanjiao

Triple Warmer (San Jiao) Meridian (TW, TB, SJ)

The Hand Lesser Yang (Shao Yang) of the San Jiao 23 points

The sanjiao channel of the Hand-Shaoyang originates from the tip of the ring finger. It travels upward between the fourth and fifth metacarpal bones and along the dorsal side of the wrist and the lateral side of the forearm between the radius and ulna, it passes through the olecranon. Then it runs along the lateral aspect of the upper arm and reaches the shoulder region. Crossing over the shoulder, it enters the supraclavicular fossa. It then ascends to the neck, running along the posterior border of the ear. It crosses from the superior aspect of the ear to the corner of the forehead. Then it turns downward to the cheek and terminates in the depression at the lateral end of the eyebrow.

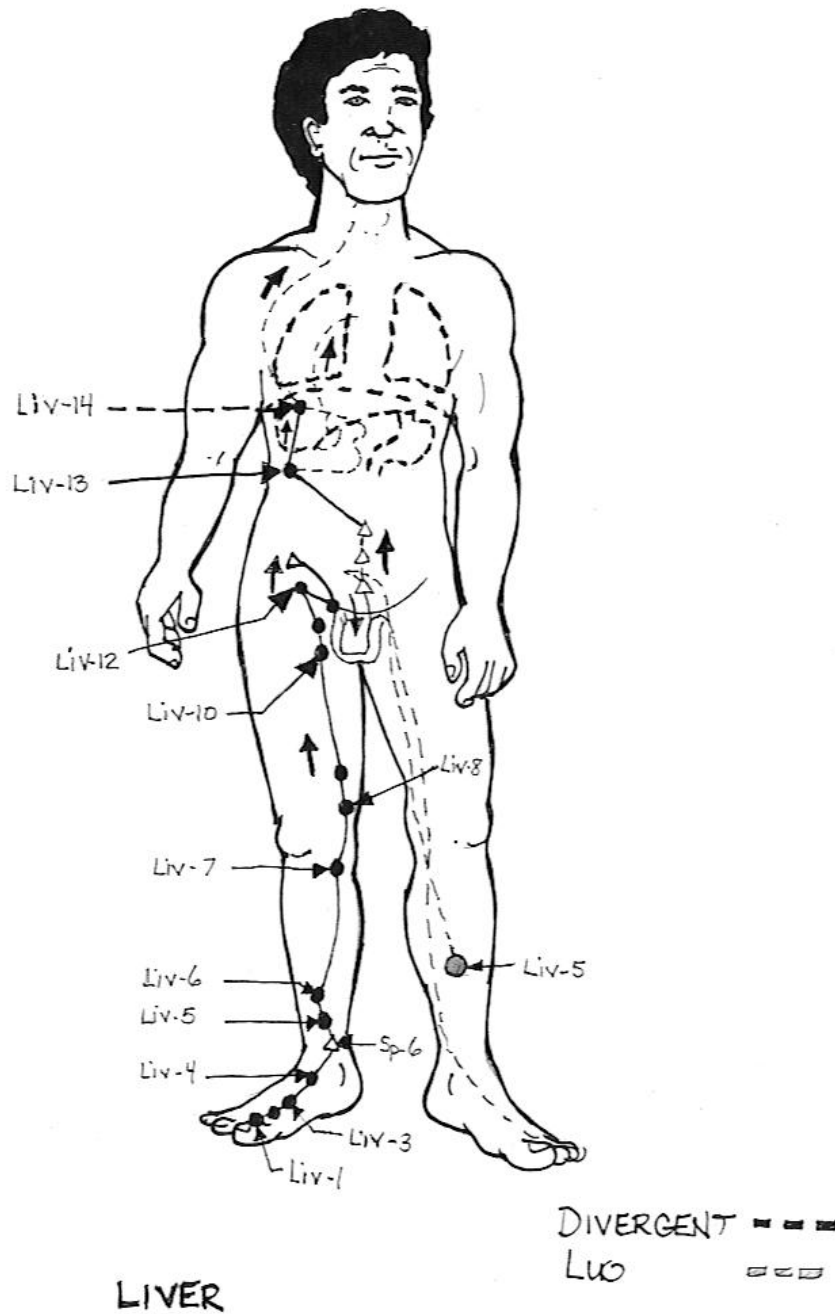


GALL BLADDER

Gall Bladder Meridian (GB)

The Foot Lesser Yang (Shao Yang) of the Gall bladder 44 points

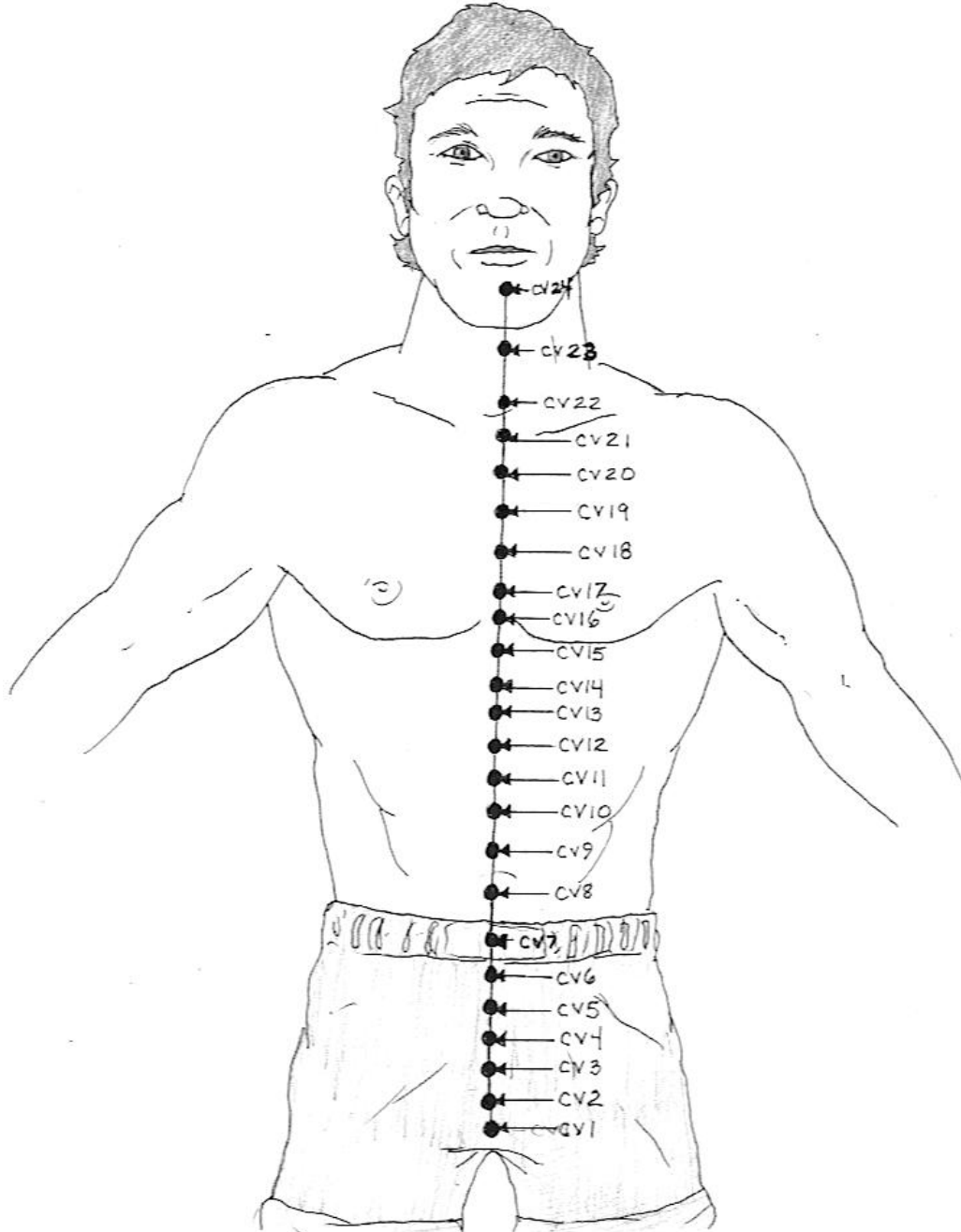
The gall bladder channel of the Foot-Shaoyang starts from the outer canthus of the eye, and descends to the anterior aspect of the ear; then ascends to the corner of the forehead, and winds downward posterior to the ear. It then arches forward to the forehead at the midpoint of the eyebrow, and runs above the hairline to the lateral side of the neck, where it then travels to the highest point of the trapezium muscle. From there, it further descends to the axilla and enters the chest. It then travels interiorly in the hypochondriac region, emerging at the lateral side of the lower abdomen near the femoral artery in the inguinal region. Then it curves along the margin of the pubic hair and runs transversely into the hip region. It then travels downward along the lateral side of thigh to the lateral side of the knee. Further descending along the anterior aspect of the fibula, it reaches the lower end of the fibula, and the anterior aspect of the lateral malleolus. Following the dorsum of the foot, it terminates at the lateral side of the fourth toe's tip.



Liver Meridian (LV)

The Foot Terminal Yin (Jue Yin) of the Liver 14 points

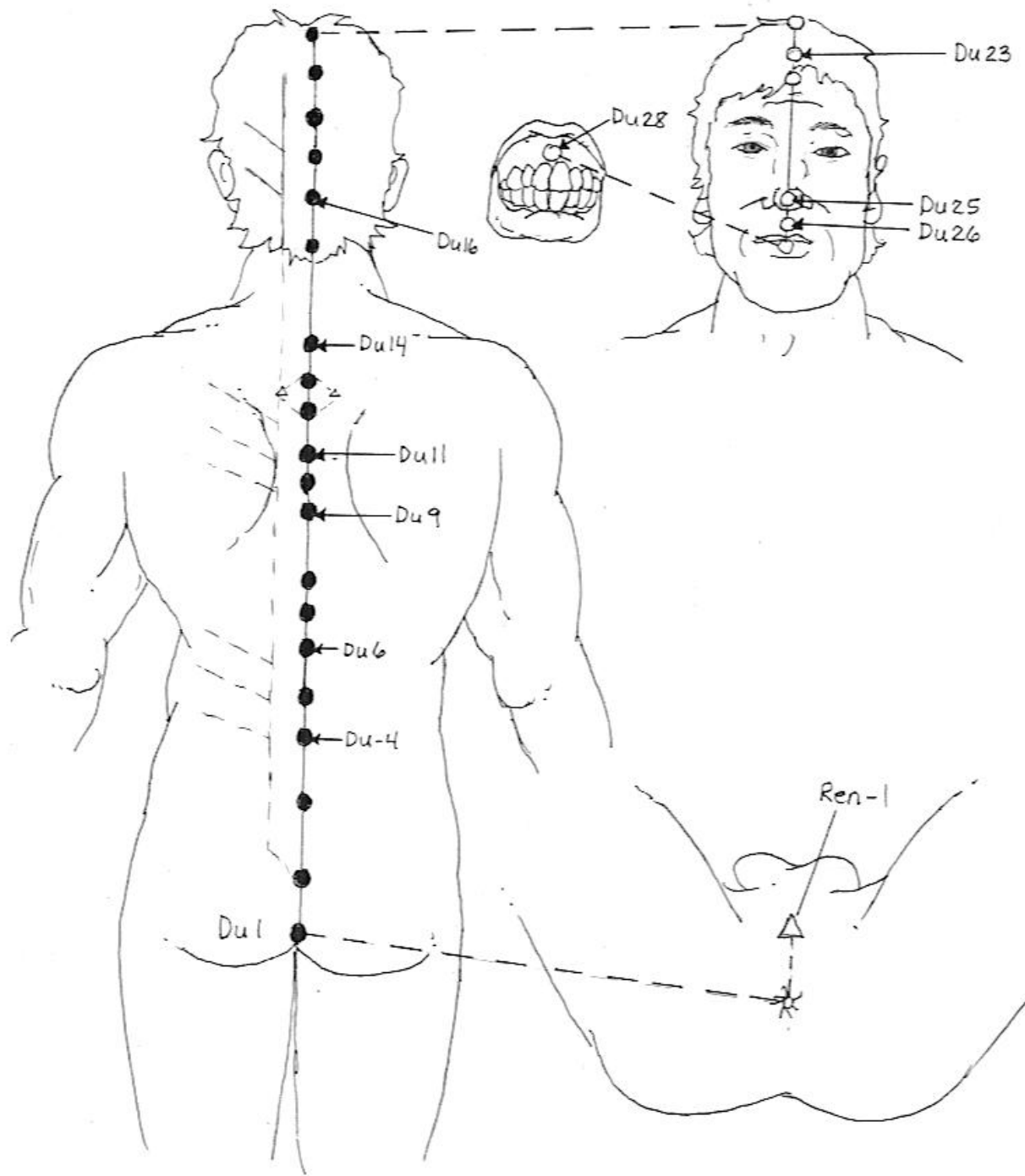
The liver channel of the Foot-Jueyin originates on the lateral side of the great toe. Ascending along the dorsum of the foot, it flows further upward to the anterior aspect of the medial malleolus. Then it runs upward to the medial side of the knee and along the medial aspect of the thigh into the pubic region. From there it curves around the external genitalia and crosses the midline up to the lower abdomen, ending directly below the nipple.



Conception Vessel Meridian (CV, Ren)

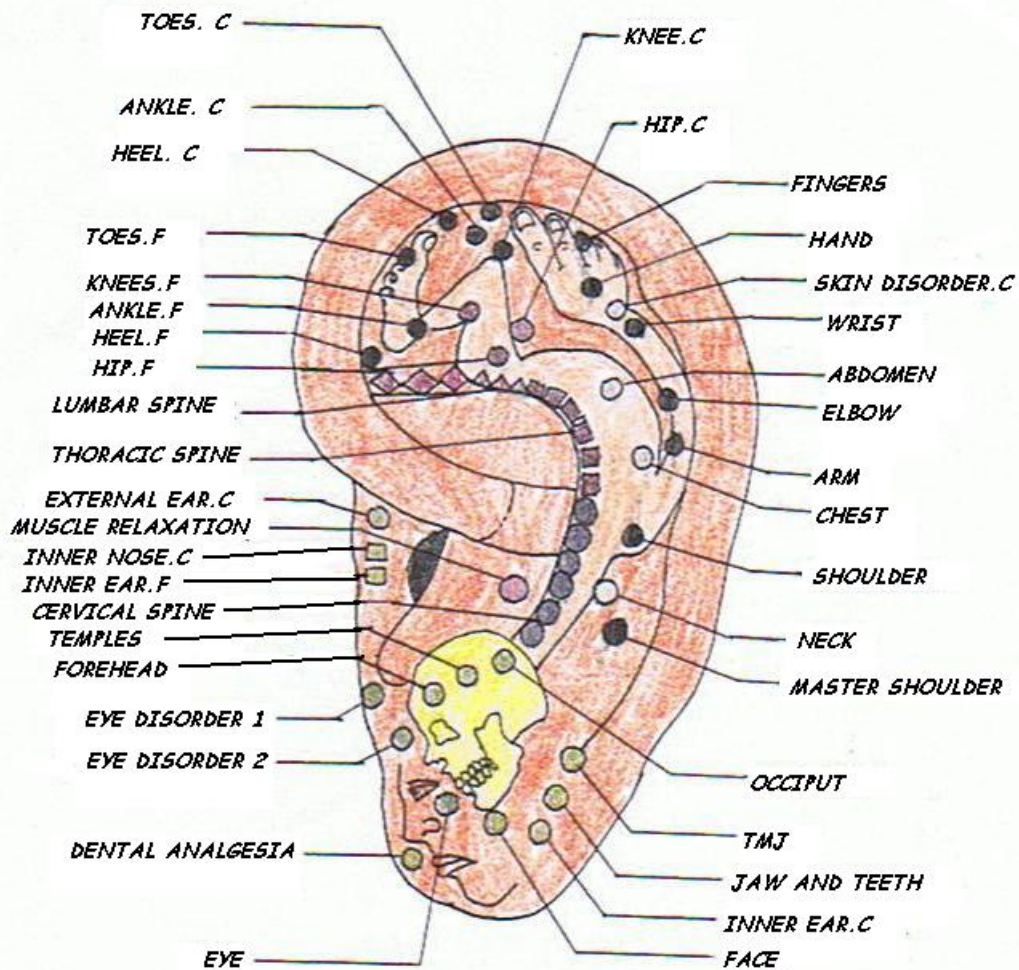
The Directing Channel has 28 points

The Ren channel starts on the midline between the anus and the scrotum in males, and between the anus and the posterior labial commissure in females. It ascends anteriorly to the pubic region. Along the midline of the abdomen, it flows upward, reaching the throat. Flowing further upward, it ends in the depression in the center of the mentolabial groove.

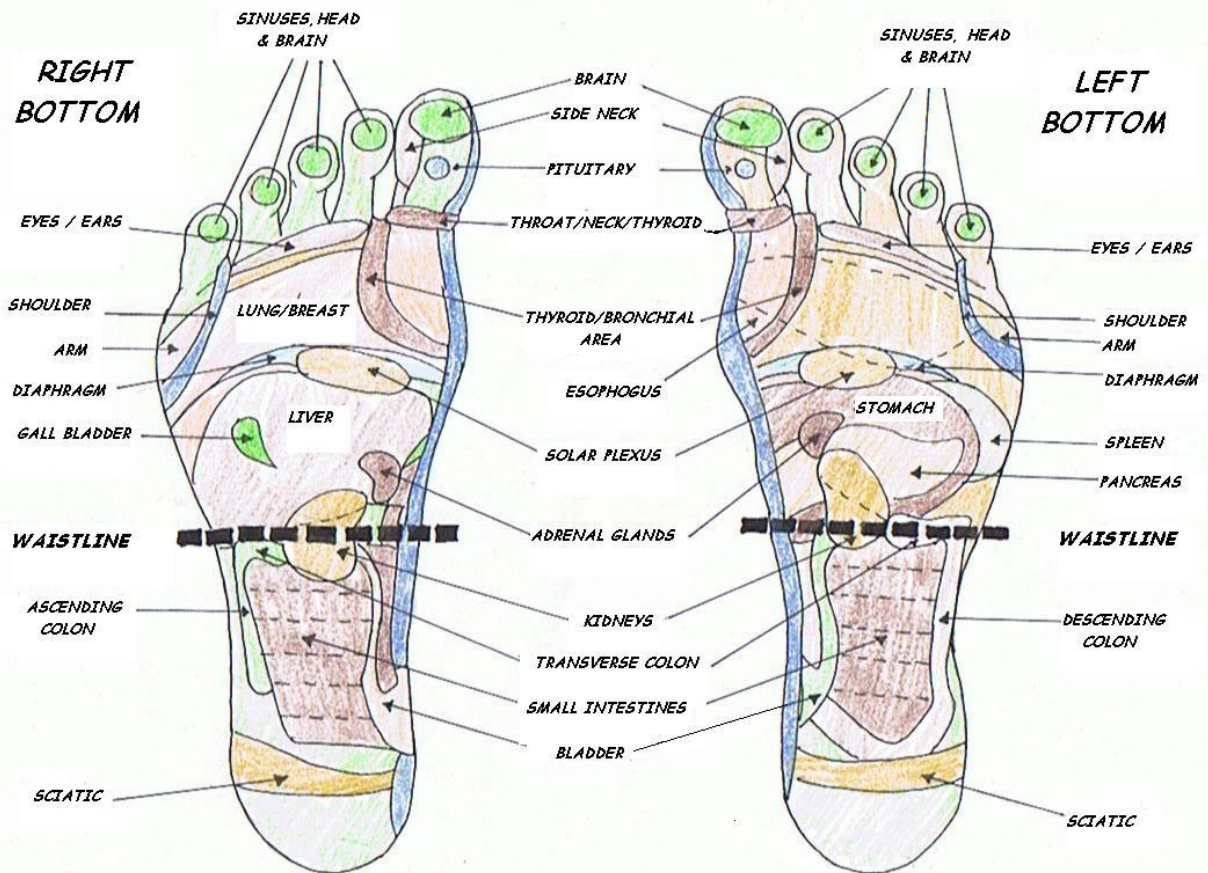


Governing Vessel Meridian (GV, Du)
The Governing Channel has 28 points

The Du channel starts midway between the tip of the coccyx bone and the anus with patient lying prone. It then flows upward inside the spinal column to the nape of the neck, and ascends to the vertex. Along the forehead, it descends to the nose bridge, then to the lips, ending at the labial frenulum inside the upper lip.



MUSCULOSKELETAL POINTS



Reflexology

Reflexology promotes healing by stimulating the nerves in the body and encouraging the flow of blood. In the process, reflexology not only quells the sensation of pain, but relieves the source of the pain as well. Anecdotally, reflexologists claim success in the treatment of a variety of conditions and injuries. One condition is fibromyalgia. People with this disease are encouraged to undergo reflexology therapy to alleviate any of a number of chronic bowel syndromes associated with the condition. Frequent brief sessions of reflexology therapy are also recommended as an alternative to drug therapy for controlling the muscle pain associated with fibromyalgia and for relieving difficult breathing caused by tightness in the muscles of the patient's neck and throat.

Reflexology applied properly can alleviate allergy symptoms, as well as stress, back pain, and chronic fatigue. The techniques of reflexology can be performed conveniently on the hand in situations where a session on the feet is not practical, although the effectiveness of limited hand therapy is less pronounced than with the foot pressure therapy.

How does reflexology work?

There are many theories but in our approach we look at the nervous system as the explanation of reflexology's working. Pressure sensors in the feet and hands are a part of the body's reflexive response that makes possible the "fight or flight" reaction to danger. Feet ready to flee and hands ready to fight communicate with the body's internal organs to make possible wither eventuality. The sudden adrenal surge that enables a person to lift a car is an example of this reaction.

Reflexology taps into this reflex network, providing an exercise of pressure sensors and thus the internal organs to which they are inextricably tied.

Preparations

In order to realize maximum benefit from a reflexology session, the therapist as well as the patient should be situated so as to afford optimal comfort for both. Patients in general receive treatment in a reclining position, with the therapist positioned as necessary—to work on the bare feet, or alternately on the bare hands. A reflexology patient removes both shoes and socks in order to receive treatment. No other preparation is involved. No prescription drugs, creams, oils, or lotions are used on the skin.

Precautions

Reflexology is extremely safe. It may even be self-administered in a limited form whenever desired. The qualified reflexologist offers a clear and open disclaimer that reflexology does not constitute medical treatment in any form, nor is reflexology given as a substitute for medical advice or treatment. The ultimate purpose of the therapy is to promote wellness; fundamentally it is a form of preventive therapy.

People with serious and long-term medical problems are urged to seek the advice of a physician. Diabetes patients in particular are urged to approach this therapy cautiously. Likewise pregnant women are cautioned emphatically to avoid reflexology during the early phases of pregnancy altogether, as accidentally induced labor and subsequent premature delivery can result from reflexology treatment.

A consultation with a reflexologist is recommended in order to determine the safety and appropriateness of reflexology therapy for a specific health problem or condition.

Side effects

Because reflexology is intended to normalize the body functions, the therapy does not cause a condition to worsen. Most patients find that pain diminishes over the course of the therapy. It has been noted, however, that some patients experience greater discomfort in the second session than in the first session, because a significant easing of pain and tension is generally associated with the initial therapy session. As a result, when pressure is reapplied to the tender points of the foot during the second session, the sensitivity has been heightened. This increase in sensitivity may cause minor additional discomfort for the patient.

Qigong

Qigong (氣功 - Pinyin: *qì gōng*, Wade-Giles: *ch'i kung*) is an increasingly popular aspect of Chinese medicine. Qigong is mostly taught for health maintenance purposes, but there are also some who teach it, especially in China, for therapeutic interventions. Various forms of traditional qigong are also widely taught in conjunction with Chinese martial arts.

There are many hundreds, if not thousands, of different styles and schools of qigong. In general, qigong schools teach their own variations of physical training routines based on coordinating different patterns of breathing with different physical motions of the body. Qigong relies on the traditional Chinese belief that the body has an energy field, known as Qi. *Qi* means breath or to breathe in Mandarin Chinese, and by extension the energy produced by breathing that keeps us alive; *gong* means work or technique. Qigong is then "breath work" or the art of managing the breath to achieve and maintain good health, and especially in the martial arts, to enhance the leverage and stamina of the body in coordination with the physical process of respiration.

Attitudes toward the basis of qigong vary markedly. One view which is one taken by most Western medical practitioners, many practitioners of traditional Chinese medicine, as well as the Chinese government views qigong simply as a set of breathing and movement exercises, with many possible benefits to health through stress reduction and exercise. Others see qigong in more metaphysical terms, claiming that breathing and movement exercises can influence the fundamental forces of the universe. An extreme form of the latter view was advocated by some participants in the Boxer Rebellion of the late 19th century who believed that breathing and movement exercises would allow them to ward off bullets.

More on Zang-Fu

Zang-Fu theory is a concept within traditional Chinese medicine, part of the TCM model of the body. There are five zang (臟 pinyin zang4 心、肝、脾、肺、腎) and six fu (腑 pinyin fu3 胃、小腸、大腸、膀胱、膽、三焦).

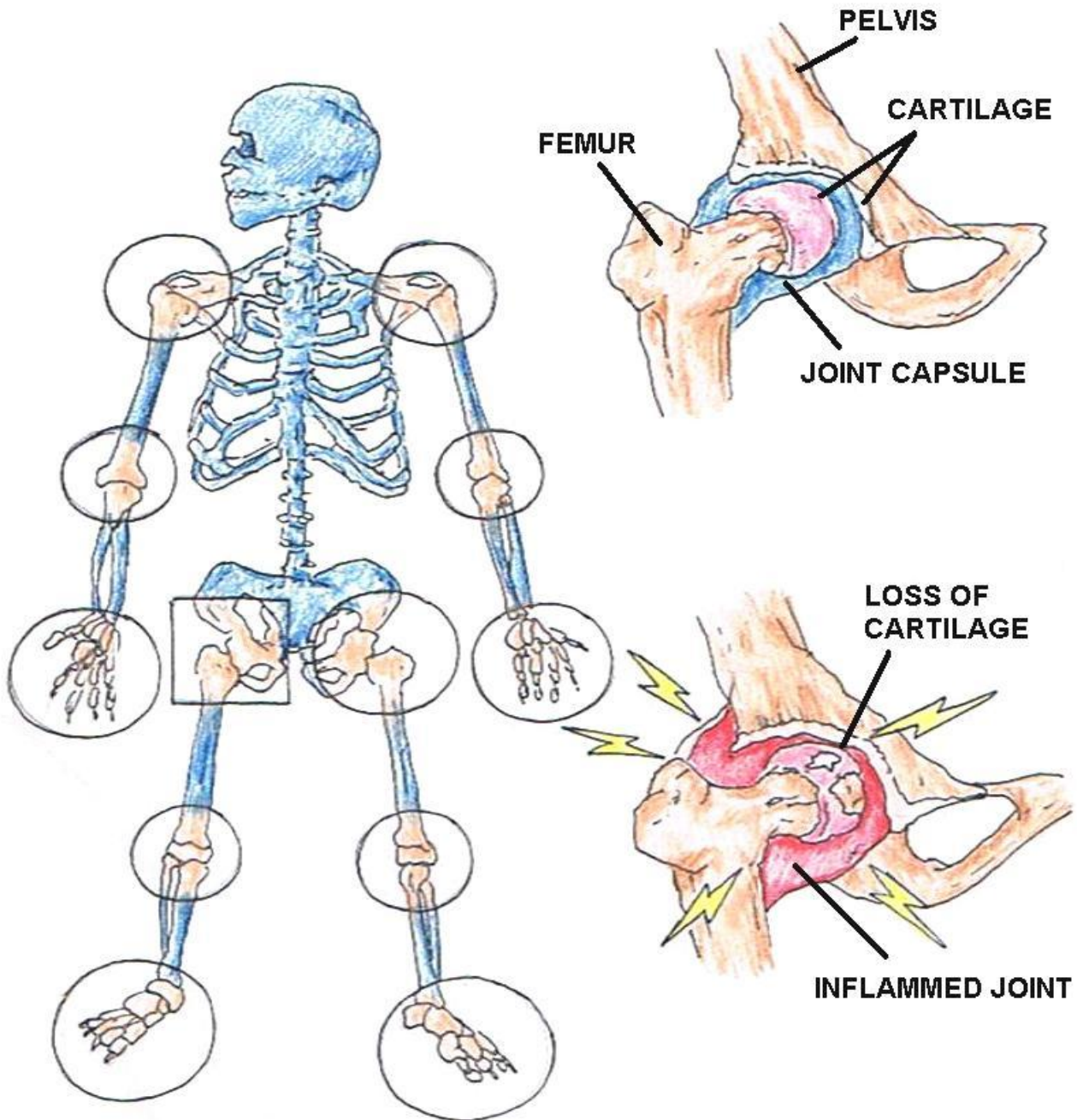
This theory treats each of the Zang organs as an energy center that runs an entire system, similar to the Hindu chakra concept. The Zang systems include organs, senses, emotions, and the musculoskeletal system--essentially, the entire person divided into five categorical systems. Zang organs are also known as yin organs, and each has a Fu partner, a yang organ (see Yin Yang). In addition to bodily functions, each Zang organ is the home of an aspect of the spirit.



With a thorough understanding of either of these schools of thought, therapeutic results are achieved accordingly. The theory is always in service of practical, therapeutic application, with the goal of an "elegant" treatment. An elegant treatment uses the least amount of force for the greatest therapeutic benefit, and requires true mastery of the art of traditional Chinese Medicine.

The *five elements* are associated energetically with the following *Zang-Fu* organs.

- *Wood*: *Liver*, home of the *Hun* (Ethereal Soul), paired with the *Gall Bladder*.
- *Fire*: *Heart*, home of the *Shen* (Aggregate Soul) paired with the *Small intestine*. (and secondarily, the *San Jiao* or *Triple burner* and *Pericardium*).
- *Earth*: *Spleen*, home of the *Yi* (Intellect), paired with the *Stomach*.
- *Water*: *Kidney*, home of the *Zhi* (Will), paired with the *Bladder*.
- *Metal*: *Lung*, home of the *Po* (Corporeal Soul), paired with the *Large Intestine*.



Yin and Yang in Acupuncture and in Traditional Chinese Medicine (TCM)

The idea of harmony and balance are also the basis of yin and yang. The principle that each person is governed by the opposing, but complementary forces of yin and yang, is central to all Chinese thought. It is believed to affect everything in the universe, including ourselves.



Yin-Yang Symbol (Tai Chi symbol)

Traditionally, yin is dark, passive, feminine, cold and negative; yang is light, active, male, warm and positive. Another simpler way of looking at yin and yang is that there are two sides to everything - happy and sad, tired and energetic, cold and hot. Yin and yang are the opposites that make the whole. They cannot exist without each other and nothing is ever completely one or the other.

There are varying degrees of each within everything and everybody. The tai chi symbol, shown above, illustrates how they flow into each other with a little yin always within yang and a little yang always within yin. In the world, sun and fire are yang, while earth and water are yin. Life is possible only because of the interplay between these forces. All of these forces are required for the life to exist. See the table below to understand the relationship between yin and yang.

The yin and yang is like a candle. Yin represents the wax in the candle. The flame represents the yang. Yin (wax) nourishes and supports the yang (flame). Flame needs the wax for its existence. Yang consumes yin and, in the process, burns brightly. When the wax (yin) is gone, the flame is gone too. Ying is also gone at that time. So, one can see how yin and yang depend on each other for their existence. You cannot have one without the other.

The body, mind and emotions are all subject to the influences of yin and yang. When the two opposing forces are in balance we feel good, but if one force dominates the other, it brings about an imbalance that can result in ill health.

One can compare the concept of yin and yang to the corresponding principle of tridoshas in Ayurveda, the ancient remedy from India. Ayurveda proposes that every person has vata, pitta and kapha. When these are balanced, there is the state of perfect health. When there are imbalances then there is disease.

One of the main aims of the acupuncturist is to maintain a balance of yin and yang within the whole person to prevent illness from occurring and to restore existing health. Acupuncture is a yang therapy because it moves from the exterior to the interior. Herbal and nutritional therapies, on the other hand, are yin therapies, as they move from the interior throughout the body. Many of the major organs of the body are classified as yin-yang pairs that exchange healthy and unhealthy influences.

Yin Forces/Aspects	Yang Forces/Aspects
Dark	Light
Moon	Sun
Water	Fire
Passive	Active
Descending	Ascending
Female	Male
Contracting	Expanding
Cold	Hot
Winter	Summer
Interior	Exterior
Heavy	Light
Bone	Skin
Front	Back
Interior of Body	Exterior of body

Yin and yang are also part of the eight principles of traditional Chinese medicine. The other six are: cold and heat, internal and external, deficiency and excess. These principles allow the practitioner to use yin and yang more precisely in order to bring more detail into his diagnosis.

Chinese Medical Theory

Chinese medical theory holds that acupuncture works by normalizing the free flow of *qi* (a difficult-to-translate concept that pervades Chinese philosophy and is commonly translated as "vital energy"), blood and body fluids (*jin ye*) throughout the body. Pain or illnesses are treated by attempting to remedy local or systemic accumulations or deficiencies. Pain is considered to indicate blockage or stagnation of the flow of *qi*, blood and/or fluids, and an axiom of the medical literature of acupuncture is "no pain, no blockage; no blockage, no pain". The delicate balance between *qi* and blood is of primary concern in Chinese medical theory, hence the axiom *blood is the mother of qi, and qi is the commander of blood*. Both *qi* and blood work together to move (*qi*) and to nourish (blood) the body fluids.

Arrival of the Qi

Many patients claim to experience the sensations of stimulus known in Chinese as "deqi" (得氣, "obtaining the *qi*" or "arrival of the *qi*"). This kind of sensation was historically considered to be evidence of effectively locating the desired point. There are some electronic devices now available which will make a noise when what they have been programmed to describe as the "correct" acupuncture point is pressed.

The acupuncturist decides which points to treat by observing and questioning the patient in order to make a diagnosis according to the tradition which he or she utilizes. In TCM, there are four diagnostic methods: inspection, auscultation and olfaction, inquiring, and palpation (Cheng, 1987, ch. 12). Inspection focuses on the face and particularly on the tongue, including analysis of the tongue size, shape, tension, color and coating, and the absence or presence of teeth marks around the edge.

The Five Elements in Chinese Philosophy

The **yin and yang philosophy** was further refined into the system of the five elements to gain a deeper understanding of how the body, mind and spirit work in acupuncture.

The microcosm of the body is linked to the universe and is affected by the daily and seasonal cycles of nature. (Think about the seasonal affective disorder which manifests itself in winter or when the light is not sufficient). The individual and the world are changing all the time. But the Chinese believe that these changes are occurring in certain order and in cycles. (We can think about these like our economic cycles or agricultural cycles. A period of growth is always followed by a period of stagnation or unemployment. In the stock market, a bull market is always followed by a bear market etc.)

In the same way, a seed planted in spring blooms in summer, seeds itself in late summer to autumn, dies in winter, and a new seed grows again in spring. It is part of a never-ending cycle and each phase has its role to play in maintaining the balance of nature.



The same process of change occurs within the body. Cells grow and die to make way for new cells, and body systems depend upon each other in a similar way to the seasons, working together to ensure the balanced functioning of the body, mind and spirit and the healthy flow of life through the whole person.



Representation of the Five Elements

Chinese philosophy recognizes five distinct elements of cyclical change called water, wood, fire, earth, and metal. These five elements can be related to our four seasons (with a fifth late summer season) as shown in the table below. The elements can also be related to different colors, emotion, taste, voice and various organs. These can also be related to the selection of food and herbs. Notice the correspondence between the Chinese philosophy and the underlying Indian philosophy, which also classifies everything in the universe under earth, water, fire, air, and ether.

The doctrine of five phases describes both a generating (生 *Sheng*) cycle and an overcoming (克 *Ke*) cycle of interactions between the phases. In the generating cycle, wood generates fire; fire generates earth; earth generates metal; metal generates water; water generates wood. In the overcoming cycle, wood overcomes earth; earth overcomes water; water overcomes fire; fire overcomes metal; metal overcomes wood. The doctrine of five phases was employed in many fields of early Chinese thought, including seemingly disparate fields such as music, medicine, and military strategy.

Season	Element	Yin-Yang Phase	Yin Organ	Yang Organ
Winter	Water	Full yin	Kidney	Urinary bladder
Spring	Wood	New yang	Liver	Gallbladder
Summer	Fire	Full yang	Heart	Small Intestine
Late Summer	Earth	yin-yang balance	Spleen	Stomach
Autumn	Metal	New yin	Lungs	Large Intestine

Energy Pattern	Color	Emotion	Taste	Voice
Conserved	Black	Fear	Salty	Groans
Expansive	Green	Anger	Sour	Shouts
Culmination, completion	Red	Joy	Bitter	Laughs
Balance	Yellow	Sympathy	Sweet	Sings
Contraction and accumulation	White	Grief sadness	Pungent	Weeps

How the Imbalance of the Elements Affect Us?

Imbalance	Meaning	Symptoms
Too low fire - not warming the earth	Heart (fire) unable to warm spleen (earth)	Dislike of cold, cold in extremities, early morning diarrhea, urinary symptoms, edema, distended abdomen, fatigue, weakness
Too low metal - metal not producing water	Lungs (metal) not sending water to kidney	Shortness of breath, thirst, weak knees, lower back pain, scanty dark urine.
Too much wood - Wood overpowers the earth	Liver (wood) qi dominates spleen (earth)	Headache, sore eyes, gas, poor appetite, weakness, pain in flanks, vertigo, chest distress
Too much metal - Fire cannot control metal	Heart (fire) yang cannot control lung (metal) fluids	Frequent urination, shortness of breath, palpitation, insomnia

Each person's physical and mental constitution can be described as a balance of the elements in which one or more may naturally dominate. The proportion of the elements in a person determines his or her temperament. Oriental medicine considers the ideal condition as one in which all the five elements are in balance or in harmony. Wood is said to be the mother of fire and the son of water. (Water allows wood to grow, wood provides fuel for the fire). Using these relationships one can describe all possible yin-yang imbalances within the body. The thrust of five element diagnosis is to isolate and treat the imbalanced element, because an imbalanced element is like a weak link in your energetic chain that can undermine the strength of your mind, body and spirit.

Correspondences				
	Element	Tastes	Smells	Viscera
1	Wood	sour	goatish	liver
2	Fire	bitter	burning	heart
3	Metal	acid	rank	lungs
4	Water	salty	rotten	kidney
5	Earth	sweet	fragrant	spleen

Correspondences

	Element	Heavenly Creature	Season	Host of The Direction
1	Wood	Ching-long (青龍), the Blue-green Dragon	Spring	East
2	Fire	Zhu-chue (朱雀), the Red Bird	Summer	South
3	Earth	Huang-long (黃龍), the Yellow Dragon	Late Summer	middle-earth
4	Metal	Bai-hu (白虎), the White Tiger	Autumn	West
5	Water	Hsuen-wu (玄武), the Dark Tortoise-Serpent	Winter	North

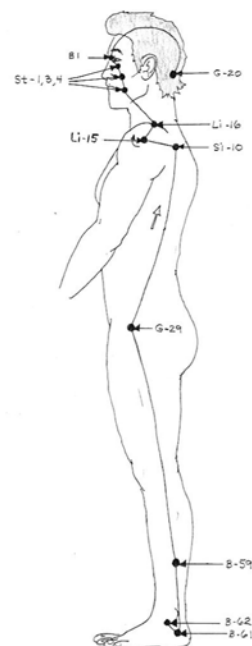
(corrected in 2004 Dec, not in accordance with Needham's book)
They also correlate to the 8 trigrams of the I Ching.

Correspondences

	Element	I Ching	trigrams
1	Wood	Wind, Thunder	: (☳ 巽 <i>x</i>) : (☳ 震 <i>zh</i>)
2	Fire	Fire	: (☲ 離 <i>l</i>)
3	Metal	Sky, Lake	(☰ 乾 <i>qi</i>) : (☱ 兌 <i>du</i>)
4	Water	Water	: : (☵ 坎 <i>kǎn</i>)
5	Earth	Earth, Mountain	::: (☷ 坤 <i>kūn</i>) :: (☶ 艮 <i>g</i>)


Note

Western parallels and contrasts, revolving instead around only four elements, called the "temperaments" or the four humours in Western physiology, psychology and pre-scientific medicine, from the time of the pre-Classical Greeks until the 18th century Enlightenment, also informed the historical study called alchemy that led to chemistry.



How the Five Elements are Manifested Internally and Externally

Element	Universe	Individual
Wood	Growing, flourishing, rooted yet pushing upward	Striving, controlling, flexible strength, self-assured
Earth	Productive, fertile	Solid, stable, reliable, tenacious, grounded
Metal	Hard, structured, symmetric	Organized, substantial, strong, durable
Fire	Dry, hot, ascending	Dynamic, sparkling, enthusiastic
Water	Wet, cool, descending	Flowing, adaptable, pliant



Indications According to Acupuncturists in the West

According to the American Academy of Medical Acupuncture (2004), acupuncture may be considered as a complementary therapy for the conditions in the list below. The conditions labeled with * are also included in the World Health Organization list of acupuncture indications. These cases, however, are based on clinical experience, and not necessarily on controlled clinical research: furthermore, the inclusion of specific diseases is not meant to indicate the extent of acupuncture's efficacy in treating them.

- Abdominal distention/flatulence*
- Acute and chronic pain control*
- Allergic sinusitis *
- Anesthesia for high-risk patients or patients with previous adverse responses to anesthetics
- Anorexia
- Anxiety, fright, panic*
- Arthritis/arthrosis *
- Atypical chest pain (negative workup)
- Bursitis, tendonitis, carpal tunnel syndrome*
- Certain functional gastrointestinal disorders (nausea and vomiting, esophageal spasm, hyperacidity, irritable bowel) *
- Cervical and lumbar spine syndromes*
- Constipation, diarrhea *
- Cough with contraindications for narcotics
- Drug detoxification *
- Dysmenorrhea, pelvic pain *
- Frozen shoulder *
- Headache (migraine and tension-type), vertigo (Meniere disease), tinnitus *
- Idiopathic palpitations, sinus tachycardia
- In fractures, assisting in pain control, edema, and enhancing healing process
- Muscle spasms, tremors, tics, contractures*
- Neuralgias (trigeminal, herpes zoster, postherpetic pain, other)
- Paresthesias *
- Persistent hiccups*
- Phantom pain
- Plantar fasciitis*
- Post-traumatic and post-operative ileus *
- Premenstrual syndrome
- Selected dermatoses (urticaria, pruritus, eczema, psoriasis)
- Sequelae of stroke syndrome (aphasia, hemiplegia) *
- Seventh nerve palsy
- Severe hyperthermia
- Sprains and contusions
- Temporomandibular joint derangement, bruxism *
- Urinary incontinence, retention (neurogenic, spastic, adverse drug effect) *

Additionally, other sources advocate the use of acupuncture for the following conditions:

- Infertility, regarding in vitro fertilization, see Expansions of in vitro fertilization – acupuncture.

Is Acupuncture Useful for Cancer?

According to American Cancer Society, there is no evidence that acupuncture is effective as a treatment for cancer. However, clinical studies have shown that acupuncture is helpful in treating nausea caused by chemotherapy drugs and surgical anesthesia. Another clinical trial found that acupuncture was effective in reducing the number of hot flashes experienced by men after prostate cancer hormonal therapy. Acupuncture may lessen the need for pain medicines. For example, headache sufferers treated with acupuncture used less pain medicines and missed fewer work days as compared with those taking standard treatment.

Acupuncture is often used as an adjunctive therapy in anesthesia, in post-operative pain control, and in aiding and hastening recovery from the side effects of the various therapies. Acupuncture is effective for control of pain, of local swelling post-operatively, for shortening the resolution of hematoma and tissue swelling and for minimizing use of medications and their attendant side effects. Energetic acupuncture, an approach consisting of the use of needles with electricity and moxibustion, imparts a sense of well being and accelerates patients' recovery. It is used routinely in cancer institutions along with nutritional support.

For many people undergoing chemotherapy, the dreaded side effect of nausea and vomiting is more sickening than the chemotherapy itself. A study conducted at the University of Los Angeles (UCLA) School of Medicine found significant reduction of nausea and vomiting when the patients were treated with acupuncture before undergoing chemotherapy. The American Cancer Society reports that acupuncture is now routinely administered before, after and in between chemotherapy treatment sessions for control of nausea and emesis. Use of acupuncture helps in minimizing the use of standard, expensive multi-drug anti-nausea regimens with their attendant side effects for chemotherapy patients.

Acupuncture is useful in managing cancer-related pain. The use of acupuncture can reduce the need for narcotic drugs. This also means that acupuncture will minimize side effects such as confusion, disturbed mentation, behavioral changes, nausea and severe constipation, the normal result of taking narcotics.

Needling a variety of trigger and painful points, percutaneous electrical nerve stimulation, and osteo-puncture, along with whole body energetic acupuncture support, are approaches available to the acupuncturists.

Traditional Chinese Medicine

According to Traditional Chinese Medicine (TCM), any such energy depletion can be ameliorated by a process known as tonification by imparting energy into the system. This is deemed necessary for more durable, successful pain control. It can also add to the patients' sense of well being and decrease the malaise associated with any chronic disease, especially cancer.

The chronic disease process depletes the energy level in the organism. Energetic acupuncture repletes energy level to the body and the diseased organs or part of the body. It also reestablishes homeostasis by re-balancing energy distribution and un-blocking energy flow. Acupuncture can provide a more durable, successful pain control and provide a sense of well being to cancer sufferers.

Energetic acupuncture is routinely used to provide healing energy to diseased organs such as liver, pancreas, kidney, and others that are ravaged by cancer. Researchers at UCLA found that

when nutrition and supplements are combined with energetic acupuncture, it boosts the immune response in cancer patients, along with minimizing the immune and white blood cell suppression.

In summary, acupuncture can help in the care of the cancer patient.

Source: American Cancer Society



Footnotes

1. ^ WHO Publications and documents -Standard acupuncture nomenclature. Second edition
2. ^ Lee A, Done ML (2004). "Stimulation of the wrist acupuncture point P6 for preventing postoperative nausea and vomiting". *Cochrane database of systematic reviews (Online)* (3): CD003281. DOI:10.1002/14651858.CD003281.pub2. PMID 15266478.
3. ^ <http://www.jr2.ox.ac.uk/bandolier/band59/b59-4.html>
4. ^ Furlan AD, van Tulder MW, Cherkin DC, *et al* (2005). "Acupuncture and dry-needling for low back pain". *Cochrane database of systematic reviews (Online)* (1): CD001351. DOI:10.1002/14651858.CD001351.pub2. PMID 15674876.
5. ^ Manheimer E, White A, Berman B, Forys K, Ernst E (2005). "Meta-analysis: acupuncture for low back pain" (PDF). *Ann. Intern. Med.* **142** (8): 651-63. PMID 15838072.
6. ^ ^{a b} Trinh K, Graham N, Gross A, Goldsmith C, Wang E, Cameron I, Kay T (2007). "Acupuncture for neck disorders". *Spine* **32** (2): 236-43. PMID 17224820. Cochrane review of Acupuncture for neck disorders
7. ^ The Cochrane Collaboration - Acupuncture for idiopathic headache. Melchart D, Linde K, Berman B, White A, Vickers A, Allais G, Brinkhaus B
8. ^ Okmedi.net: The Bonghan Theory by Kim, Bong-Han
9. ^ HS Shin, HM Johng, BC Lee, S Cho, KS Soh, KY Baik, JS Yoo, KS Soh, Feulgen reaction study of novel threadlike structures (Bonghan ducts) on the surfaces of mammalian organs, *Anatomical record. Part B New anatomist*, 284(1), pp. 35-40, 2005. (Feature article)
10. ^ Biomedical Physics Laboratory for Korean Medicine, School of Physics, Seoul National University, South Korea. This lab. studies on the Bonghan system.
11. ^ ^{a b} Lewith GT, White PJ, Pariente J (Sep 2005). "Investigating acupuncture using brain imaging techniques: the current state of play". *Evidence-based complementary and alternative medicine: eCAM* **2** (3): 315-9. DOI:10.1093/ecam/neh110. Retrieved on 2007-03-06.
12. ^ Felix Mann: "...acupuncture points are no more real than the black spots that a drunkard sees in front of his eyes." (Mann F. Reinventing Acupuncture: A New Concept of Ancient Medicine. Butterworth Heinemann, London, 1996,14.) Quoted by Matthew Bauer in *Chinese Medicine Times*, Vol 1 Issue 4 - Aug 2006, "The Final Days of Traditional Beliefs? - Part One"
13. ^ Kaptchuk, 1983, pp. 34-35
14. ^ "Despite considerable efforts to understand the anatomy and physiology of the "acupuncture points", the definition and characterization of these points remains controversial. Even more elusive is the basis of some of the key traditional Eastern medical concepts such as the circulation of Qi, the meridian system, and the five phases theory, which are difficult to reconcile with contemporary biomedical information but continue to play an important role in the evaluation of patients and the formulation of treatment in acupuncture." Acupuncture. National Institutes of Health: Consensus Development Conference Statement, November 3-5, 1997. Available online at consensus.nih.gov/1997/1997Acupuncture107html.htm. Retrieved 30 January 2007.
15. ^ Medical Acupuncture - Spring / Summer 2000- Volume 12 / Number 1

Dr. Rusty's Point Exercise Number 1

This is only an exercise to see your skills at naming acupuncture points. Answers are on the back of this page. Full listing is towards the rear of this section.

Example Shao Hai = HE3

- | | |
|-------------------------|---------------|
| A. Fu Bai _____ | Q. TB2 _____ |
| B. Fu Fen _____ | R. TB17 _____ |
| C. Fu Tu _____ | S. BL49 _____ |
| D. Yang Gu _____ | T. BL22 _____ |
| E. Yang Jiao _____ | U. TB8 _____ |
| F. San Yin Jiao _____ | V. CV17 _____ |
| G. Shan Guan _____ | W. GB3 _____ |
| H. Yang Lao _____ | X. SP14 _____ |
| I. Yang Ling Quan _____ | Y. KI7 _____ |
| J. Yang Xi _____ | Z. SP13 _____ |
| K. Yao Shu _____ | 1. ST37 _____ |
| L. Yao Yang Guan _____ | 2. LI9 _____ |
| M. Shang Liao _____ | 3. LI1 _____ |
| N. Shang Qu _____ | 4. LU11 _____ |
| O. Shang Qui _____ | 5. HE9 _____ |
| P. Shang Xing _____ | 6. HE8 _____ |

Answers to Exercise Number 1

- A. Fu Bai GB10
- B. Fu Fen BL41
- C. Fu Tu LI18
- D. Yang Gu SI5
- E. Yang Jiao GB35
- F. San Yin Jiao SP6
- G. Shan Guan CV13
- H. Yang Lao SI6
- I. Yang Ling Quan GB34
- J. Yang Xi LI5
- K. Yao Shu GV2
- L. Yao Yang Guan GV3
- M. Shang Liao BL31
- N. Shang Qu KI17
- O. Shang Qui SP5
- P. Shang Xing GV23
- Q. Ye Men TB2
- R. Yi Feng TB17
- S. Yi She BL49
- T. San Jiao Shu BL22
- U. San Yang Luo TB8
- V. Shan Zhong CV17
- W. Shang Guan GB3
- X. Fu Jie SP14
- Y. Fu Liu KI7
- Z. Fu She SP13

- 1. Shang Ju Xu ST37
- 2. Shang Lian LI9
- 3. Shang Yang LI1
- 4. Shao Shang LU11
- 5. Shao Chong HE9
- 6. Shao Fu HE8

Meridians and Acupuncture Point Identification Section

Alphabetical Order

Bladder Meridian

BL1 • Jing Ming

Bladder • 1

Bright Eyes. Meeting Point on Bladder Channel with Small Intestine, Stomach, Gall Bladder, Triple Energizer Channels Governing, Conception, and Yin and Yang Motility Vessels.

On the face, 0.1 cun superior to the inner canthus when the eye is closed.

Contraindication: Moxa.

BL2 • Zan Zhu

Bladder • 2

Bamboo Gathering.

On the face, at the medial end of the eyebrow, on the supraorbital notch.

BL3 • Mei Chong

Bladder • 3

Eyebrow Ascension

In the frontal region of the head, 0.5 cun within the anterior hairline and 0.5 cun lateral to GV 24 at the midline.

BL4 • Qu Chai

Bladder • 4

Deviating Turn.

In the frontal region of the head, 0.5 cun within the anterior hairline, 1.5 cun lateral to GV 24 at the midline.

BL5 • Wu Chu

Bladder • 5

Fifth Place. On the head, 1 cun posterior to anterior hairline, 1.5 cun lateral to GV 23 at the midline.

BL6 • Cheng Guang

Bladder • 6

Light Guard.

On the head, 2.5 cun posterior to anterior hairline, 1.5 cun lateral to the midline.

BL7 • Tong Tian

Bladder • 7

Celestial Connection.

On the head, 4 cun posterior to anterior hairline, 1.5 cun lateral to the midline.

BL8 • Luo Que

Bladder • 8

Declining Connection.

On the head, 5.5 cun posterior to anterior hairline, 1.5 cun lateral to the midline.

BL9 • Yu Zhen

Bladder • 9

Jade Pillow.

In the occipital region, in a depression 1.5 cun lateral to the superior aspect of the external occipital protuberance.

BL10 • Tian Zhu

Bladder • 10

Celestial Pillar. Major Window of the Sky Point.

In the nuchal region, on the lateral border of the trapezius muscle, 1.3 cun lateral to GV 15 at the level between cervical vertebrae C1 and C2. Caution **Do not needle upward toward medulla oblongata.**

BL11 • Da Zhu

Bladder • 11

Great Shuttle. Meeting Point on Bladder Channel with Small Intestine, Triple Energizer, Gall Bladder, Spleen and Lung Channels. Meeting Point of Bones.

On the upper back, 1.5 cun lateral to the lower border of the spinous process of the first thoracic vertebra (T1).

BL12 • Feng Men

Bladder • 12

Wind Gate. Meeting Point on the Bladder Channel with the Governing Vessel.

On the upper back, 1.5 cun lateral to the lower border of the spinous process of the second thoracic vertebra (T2).

BL13 • Fei Shu

Bladder • 13

Lung Shu. Back Shu of the Lung that connects with Front Mu LU1.

On the upper back, 1.5 cun lateral to the lower border of the spinous process of the third thoracic vertebra (T3).

BL14 • Jue Yin Shu

Bladder • 14

Pericardium Shu. Back Shu of the Pericardium that connects with Front Mu CV17. On the upper back, 1.5 cun lateral to the lower border of the spinous process of the fourth thoracic vertebra (T4).

BL15 • Xin Shu

Bladder • 15

Heart Shu. Back Shu of the Heart that connects with Front Mu CV14.

On the upper back, 1.5 cun lateral to the lower border of the spinous process of the fifth thoracic vertebra (T5).

BL16 • Du Shu

Bladder • 16

Governing Shu.

On the upper back, 1.5 cun lateral to the lower border of the spinous process of the sixth thoracic vertebra (T6).

BL17 • Ge Shu

Bladder • 17

Diaphragm Shu.

On the middle back, 1.5 cun lateral to the lower border of the spinous process of the seventh thoracic vertebra (T7).

BL18 • Gan Shu

Bladder • 18

Liver Shu. Back Shu of the Liver that connects with Front Mu LR14.

On the middle back, 1.5 cun lateral to the lower border of the spinous process of the ninth thoracic vertebra (T9).

BL19 • Dan Shu

Bladder • 19

Gall Bladder Shu. Back Shu of the Gall Bladder that connects with Front Mu GB24.

On the middle back, 1.5 cun lateral to the lower border of the spinous process of the tenth thoracic vertebra (T10).

BL20 • Pi Shu

Bladder • 20

Spleen Shu. Back Shu of the Spleen that connects with Front Mu LR13.

On the middle back, 1.5 cun lateral to the lower border of the spinous process of the eleventh thoracic vertebra (T11).

BL21 • Wei Shu

Bladder • 21

Stomach Shu. Back Shu of the Stomach that connects with Front Mu CV12.

On the middle back, 1.5 cun lateral to the lower border of the spinous process of the twelfth thoracic vertebra (T12).

BL22 • San Jiao Shu

Bladder • 22

Triple Burner Shu. Back Shu of the Triple Energizer that connects with Front Mu CV5.

On the lower back, 1.5 cun lateral to the lower border of the spinous process of the first lumbar vertebra (L1). Caution Avoid the Kidneys

BL23 • Shen Shu

Bladder • 23

Kidney Shu. Back Shu of the Kidney that connects with Front Mu GB25.

On the lower back, 1.5 cun lateral to the lower border of the spinous process of the second lumbar vertebra (L2). Caution Avoid the Kidneys.

BL24 • Qi Hai Shu

Bladder • 24

Sea of Qi Shu. Back Shu for Sea of Qi that connects with Front Mu CV6.

On the lower back, 1.5 cun lateral to the lower border of the spinous process of the third lumbar vertebra (L3).

BL25 • Da Chang Shu

Bladder • 25

Large Intestine Shu. Back Shu of the Large Intestine that connects with Front Mu ST25.

On the lower back, 1.5 cun lateral to the lower border of the spinous process of the fourth lumbar vertebra (L4).

BL26 • Guan Yuan Shu

Bladder • 26

Origin Pass Shu. Back Shu Point for Energy and Blood that connects with CV4.

On the lower back, 1.5 cun lateral to the lower border of the spinous process of the fifth lumbar vertebra (L5).

BL27 • Xiao Chang Shu

Bladder • 27

Small Intestine Shu. Back Shu of the Small Intestine that connects with Front Mu CV4.

In the sacral region, 1.5 cun lateral to the posterior midline, at the level of the first posterior sacral foramen.

BL28 • Pang Guang Shu

Bladder • 28

Bladder Shu. Back Shu of the Bladder that connects with Front Mu CV3.

In the sacral region, 1.5 cun lateral to the posterior midline, at the level of the second posterior sacral foramen.

BL29 • Zhong Lu Shu

Bladder • 29

Central Backbone Shu.

In the sacral region, 1.5 cun lateral to the posterior midline, at the level of the third posterior sacral foramen.

BL30 • Bai Huan Shu

Bladder • 30

White Ring Shu

In the sacral region, 1.5 cun lateral to the posterior midline, at the level of the fourth posterior sacral foramen.

BL31 • Shang Liao

Bladder • 31

Upper Bone Hole.

In the sacral region, in the first posterior sacral foramen.

BL32 • Ci Liao

Bladder • 32

Second Bone Hole.

In the sacral region, in the second posterior sacral foramen.

BL33 • Zhong Liao

Bladder • 33

Central Bone Hole.

In the sacral region, in the third posterior sacral foramen.

BL34 • Xia Liao

Bladder • 34

Lower Bone Hole.

In the sacral region, in the fourth posterior sacral foramen.

BL35 • Hui Yang

Bladder • 35

Meeting of the Yang.

On either side of the tip of the coccyx, 0.5 cun lateral to the posterior midline.

BL36 • Cheng Fu

Bladder • 36

Support.

In the gluteal region, In the middle of the transverse gluteal fold.

BL37 • Yin Men

Bladder • 37

Gate of Abundance.

On the posterior thigh, 6 cun inferior to BL 36 at the transverse gluteal fold, on a line joining BL 36 and BL 40 at the popliteal fossa.

BL38 • Fu Xi

Bladder • 38

Superficial Cleft.

In the popliteal fossa, with the knee in slight flexion, 1 cun superior to BL 39, on the medial side of biceps femoris tendon.

BL39 • Wei Yang

Bladder • 39

Bend Yang. Lower He Sea Point on the Triple Energizer Channel.

In the popliteal fossa, at the lateral crease, medial to the biceps femoris tendon.

BL40 • Wei Zhong

Bladder • 40

Bend Middle. He Sea Point on the Bladder Channel. Command Point for the Upper and Lower Back. Earth Point on Water Meridian.

At the midpoint of the popliteal fossa.

BL41 • Fu Fen

Bladder • 41

Attached Branch. Meeting Point on the Bladder Channel with the Small Intestine Channel.

On the upper back, 3 cun lateral to the lower border of the spinous process of the second thoracic vertebra (T2), at the level of BL 12.

BL42 • Po Hu

Bladder • 42

Door of the Corporeal Soul.

On the upper back, 3 cun lateral to the lower border of the spinous process of the third thoracic vertebra (T3), at the level of BL 13.

BL43 • Gao Huan Shu

Bladder • 43

Vital Center Shu.

On the upper back, 3 cun lateral to the lower border of the spinous process of the fourth thoracic vertebra (T4), at the level of BL 14.

BL44 • Shen Tang

Bladder • 44

Spirit Hall.

On the upper back, 3 cun lateral to the lower border of the spinous process of the fifth thoracic vertebra (T5), at the level of BL 15.

BL45 • Yi Xi

Bladder • 45

Yi Xi. On the upper back, 3 cun lateral to the lower border of the spinous process of the sixth thoracic vertebra (T6), at the level of BL 16.

BL46 • Ge Guan

Bladder • 46

Diaphragm Pass.

On the middle back, 3 cun lateral to the lower border of the spinous process of the seventh thoracic vertebra (T7), at the level of BL 17.

BL47 • Hun Men

Bladder • 47

Hun Gate. On the middle back, 3 cun lateral to the lower border of the spinous process of the ninth thoracic vertebra (T9), at the level of BL 18.

BL48 • Yang Gang

Bladder • 48

Yang Headrope.

On the middle back, 3 cun lateral to the lower border of the spinous process of the tenth thoracic vertebra (T10), at the level of BL 19.

BL49 • Yi She

Bladder • 49

Reflexion Abode.

On the middle back, 3 cun lateral to the lower border of the spinous process of the eleventh thoracic vertebra (T11), at the level of BL 20.

BL50 • Wei Cang

Bladder • 50

Stomach Granary.

On the middle back, 3 cun lateral to the lower border of the spinous process of the twelfth thoracic vertebra (T12), at the level of BL 21.

BL51 • Huang Men

Bladder • 51

Huang Gate.

On the lower back, 3 cun lateral to the lower border of the spinous process of the first lumbar vertebra (L1), at the level of BL 22.

BL52 • Zhi Shi

Bladder • 52

Will Chamber. On the lower back, 3 cun lateral to the lower border of the spinous process of the second lumbar vertebra (L2), at the level of BL 23.

BL53 • Bao Huang

Bladder • 53

Bladder Huang. In the sacral region, 3 cun lateral to the posterior midline, at the level of the second sacral foramen.

BL54 • Zhi Bian
Bladder • 54

Sequential Limit.

In the sacral region, 3 cun lateral to the posterior midline, at the level of the fourth sacral foramen.

BL55 • Hey Yng
Bladder • 55

Yang Union.

On the posterior leg, 2 cun inferior to BL 40 at the popliteal crease, between the medial and lateral heads of the gastrocnemius muscle.

BL56 • Cheng Jin
Bladder • 56

Sinew Support.

On the posterior leg, 5 cun inferior to BL 40, in the center of the gastrocnemius muscle.

BL57 • Cheng Shan
Bladder • 57

Mountain Support.

On the posterior leg, 8 cun inferior to BL 40, along the line connecting BL 40 at the popliteal crease and BL 60 posterior to the lateral malleolus.

BL58 • Fei Yang
Bladder • 58

Taking Flight. Luo Connecting Point on the Bladder Channel to KI3.

On the posterior leg, 7 cun superior to BL 60 posterior to the lateral malleolus, and 1 cun inferior to BL 57, 8 cun inferior to BL 40 at the popliteal crease.

BL59 • Fu Yang
Bladder • 59

Instep Yang. Xi Cleft Point on Yang Motility Vessel.

On the posterior surface of the leg, 3 cun superior to BL 60 posterior to the lateral malleolus.

BL60 • Kun Lun
Bladder • 60

Kun Lun Mountains. Jing River Point on the Bladder Channel. Fire Point on Water Meridian. On the lateral ankle, in the depression midway between the external malleolus and the tendon calcaneus.

Contraindication: Do Not Needle If Pregnancy is known or suspected

BL61 • Pu Can
Bladder • 61

Subservient Visitor. Meeting Point on the Bladder Channel with the Yang Motility Vessel.

On the lateral foot, in a depression on the lateral calcaneus, 1.5 cun inferior and posterior to the lateral malleolus, directly below BL60 which is posterior to the lateral malleolus.

BL62 • Shen Mai
Bladder • 62

Extending Vessel. On the lateral foot, in the depression directly inferior to the lateral malleolus, at the dorsal-plantar skin junction.

BL63 • Jin Men
Bladder • 63

Metal Gate. Xi Cleft Point on the Bladder Channel. Meeting Point of the Bladder Channel with the Yang Linking Vessel.

On the lateral foot, in the depression posterior to the fifth metatarsal bone and lateral to the cuboid bone.

BL64 • Jing Gu

Bladder • 64

Capital Bone. Yuan Source Point on the Bladder Channel.

On the lateral foot, in the depression anterior and inferior to the tuberosity of the fifth metatarsal bone.

BL65 • Shu Gu

Bladder • 65

Bundle Bone. Shu Stream Point on the Bladder Channel. Wood Point on Water Meridian.

On the lateral foot, in the depression posterior and inferior to the fifth metatarsophalangeal joint.

BL66 • Tong Gu

Bladder • 66

Valley Passage. Ying Spring Point on the Bladder Channel. Water Point on Water Meridian.

On the lateral foot, in the depression anterior and inferior to the fifth metatarsophalangeal joint.

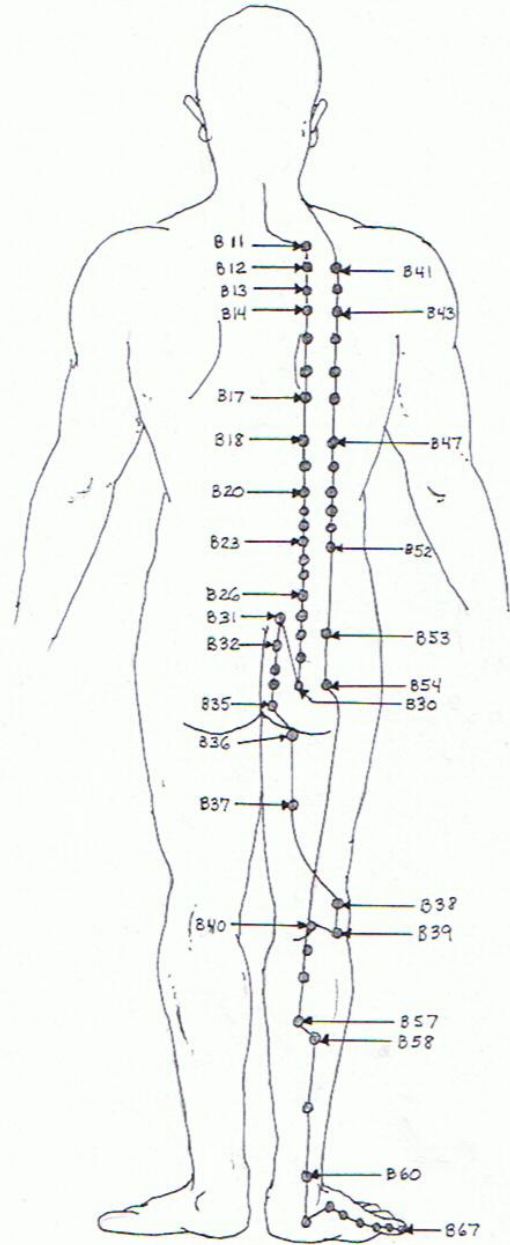
BL67 • Zhi Yin

Bladder • 67

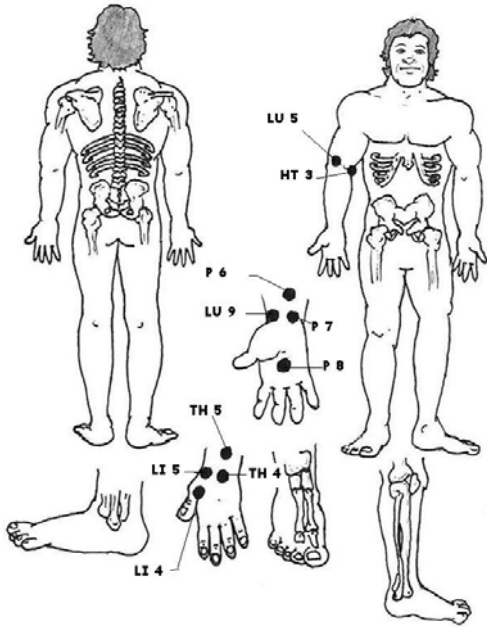
Reaching Yin. Jing Well Point on the Bladder Channel. Metal Point on Water Meridian.

On the lateral foot, at the lateral fifth digit, 0.1 cun from the corner of the nailbed.

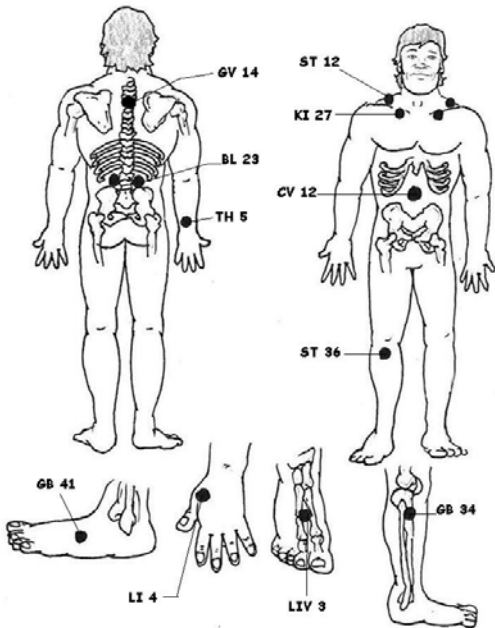
Contraindication: Do Not Needle If Pregnancy is known or suspected.



CARPAL TUNNEL



ARTHRITIS (GENERAL)



Conception Vessel Meridian

CV1 • Hui Yin

Conception Vessel • 1

Meeting of Yin. Meeting Point on the Conception Vessel with the Governing and Penetrating Vessels.

In the perineal region, at the midpoint between the anus and the posterior border of the scrotum in males and the posterior labial commissure in females.

Contraindication: Do Not Needle If Pregnancy is known or suspected.

CV2 • Qu Gu

Conception Vessel • 2

Curved Bone. Meeting Point on the Conception Vessel with the Liver Channel.

In the pubic region, on the anterior midline, at the superior border of the symphysis pubis.

CV3 • Zhong Ji

Conception Vessel • 3

Central Pole. Front Mu Point of the Bladder that connects with Back Shu BL28. Meeting Point on the Conception Vessel with the Spleen, Liver and Kidney Channels.

In the pubic region, on the anterior midline, 1 cun superior to the upper border of the symphysis pubis.

CV4 • Guan Yuan

Conception Vessel • 4

Origin Pass. Front Mu Point of the Small Intestine that connects with Back Shu BL27. Meeting Point on the Conception Vessel with the Spleen, Liver and Kidney Channels.

In the pubic region, on the anterior midline, 2 cun superior to the upper border of the symphysis pubis.

CV5 • Shi Men

Conception Vessel • 5

Stone Gate. Front Mu Point of the Triple Energizer that connects with Back Shu BL22.

On the lower abdomen, on the anterior midline, 2 cun inferior to the umbilicus.

CV6 • Qi Hai

Conception Vessel • 6

Sea of Qi. Front Mu Point for Sea of Qi that connects with Back Shu BL24.

On the lower abdomen, on the anterior midline, 1.5 cun inferior to the umbilicus.

CV7 • Yin Jiao

Conception Vessel • 7

Yin Intersection. Meeting Point on the Conception Vessel with the Penetrating Vessel. Command Point for the Lower Burner.

In the umbilical region, on the anterior midline, 1 cun inferior to the umbilicus.

CV8 • Shen Que

Conception Vessel • 8

Spirit Gate. Needling is Contraindicated. Moxa is applicable. At the umbilicus.

CV9 • Shui Fen

Conception Vessel • 9

Water Divide. In the umbilical region, on the anterior midline, 1 cun superior to the umbilicus.

CV10 • Xia Guan

Conception Vessel • 10

Lower Stomach Cavity. Meeting Point on the Conception Vessel with the Spleen Channel.

In the umbilical region, on the anterior midline, 2 cun superior to the umbilicus.

CV11 • Jian Li
Conception Vessel • 11

Interior Strengthening.

In the upper umbilical region, on the anterior
midline, 3 cun superior to the umbilicus.

CV12 • Zhon Guan
Conception Vessel • 12

Central Venter. Front Mu Point of the
Stomach that connects with Back Shu BL21.
Meeting Point on the Conception Vessel with
the Lung, Spleen, Stomach, and Triple
Energizer Channels.

In the upper umbilical region, on the anterior
midline, 4 cun superior to the umbilicus.

CV13 • Shan Guan
Conception Vessel • 13

Upper Venter. Meeting Point on the
Conception Vessel with the Stomach and
Small Intestine Channels.

In the upper umbilical region, on the anterior
midline, 5 cun superior to the umbilicus.

CV14 • Ju Que
Conception Vessel • 14

Great Tower Gate. Front Mu of the Heart that
connects with Back Shu BL15.

In the epigastric region, on the anterior
midline, 2 cun inferior to the xiphoid process
and 6 cun superior to the umbilicus.

CV15 • Jiu Wei
Conception Vessel • 15

Turtledove Tail. Luo Connecting Point on the
Conception Vessel to the internal abdominal
viscera.

In the epigastric region, on the anterior
midline, 1 cun inferior to the xiphoid process
and 7 cun superior to the umbilicus.

CV16 • Zhong Ting
Conception Vessel • 16

Central Palace.

In the epigastric region, on the anterior
midline, on the xiphoid process.

CV17 • Shan Zhong
Conception Vessel • 17

Chest Center. Front Mu of the Pericardium
that connects with Back Shu BL14. Meeting
Point on Conception Vessel with
Pericardium, Spleen, Kidney, Small Intestine
and Triple Energizer Channels.

On the sternal midline, level with the fourth
intercostal space, between the nipples.

CV18 • Yu Tang
Conception Vessel • 18

Jade Hall.

On the sternal midline, level with the third
intercostal space.

CV19 • Zi Gong
Conception Vessel • 19

Purple Palace.

On the sternal midline, level with the second
intercostal space.

CV20 • Hua Gai
Conception Vessel • 20

Florid Canopy.

On the sternal midline, level with the first
intercostal space.

CV21 • Xuan Ji
Conception Vessel • 21

Jade Pivot.

On the manubrium midline, midway between
CV 20 and CV 22.

CV22 • Tian Tu

Conception Vessel • 22

Celestial Chimney. Meeting Point on the Conception Vessel with the Yin Linking Vessel. Minor Window of the Sky Point.

In the suprasternal fossa, on the anterior midline, just above the jugular notch.

CV23 • Lian Quan

Conception Vessel • 23

Ridge Spring. Meeting Point on the Conception Vessel with the Yin Linking Vessel.

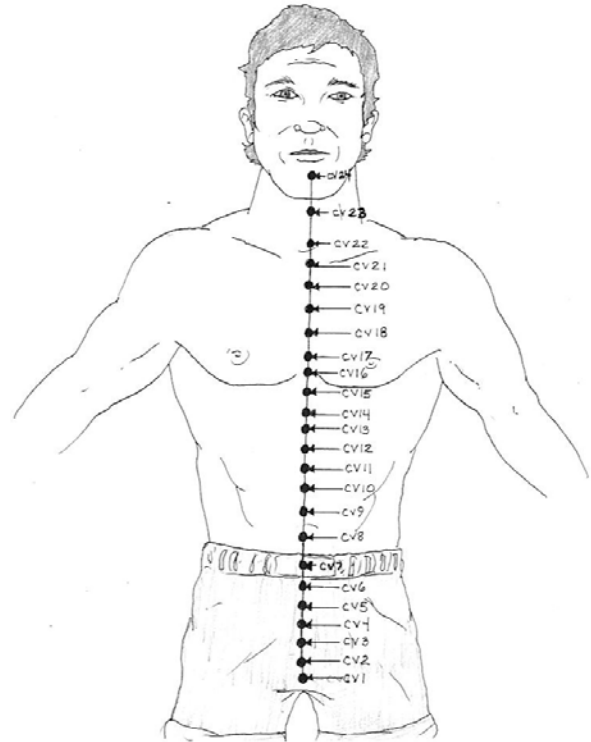
On the neck, on the anterior midline, in the depression superior to the hyoid bone.

CV24 • Cheng Jiang

Conception Vessel • 24

Sauce Receptacle. Meeting Point on the Conception Vessel with the Governing Vessel, Large Intestine and Stomach Channels.

On the chin, in the depression in the center of the mentolabial groove, below the middle of the lower lip.





Gall Bladder Meridian

GB1 • Tong Zi Liao

Gall Bladder • 1

Pupil Bone Hole. Meeting Point on the Gall Bladder Channel with the Small Intestine and Triple Energizer Channels.

On the lateral face, 0.5 cun lateral to the outer canthus of the eye.

GB2 • Ting Hui

Gall Bladder • 2

Auditory Convergence.

With the mouth open, in the depression anterior to the auricular intertragic notch.

GB3 • Shang Guan

Gall Bladder • 3

Upper Gate. Meeting Point on the Gall Bladder Channel with the Triple Energizer and Stomach Channels. On the lateral face, anterior to the ear, on the upper border of the zygomatic arch.

GB4 • Han Yan

Gall Bladder • 4

Suspended Fullness. Meeting Point on the Gall Bladder Channel with the Triple Energizer, Large Intestine and Stomach Channels. In the temporal region, posterior to the hairline, at the junction of the upper quarter and lower three-quarters of the distance between ST 8 and GB 7.

GB5 • Xuan Lu

Gall Bladder • 5

Suspended Skull. Meeting Point on the Gall Bladder Channel with the Triple Energizer, Large Intestine and Stomach Channels.

In the temporal region, posterior to the hairline, midway between ST 8 and GB 7.

GB6 • Xuan Li

Gall Bladder • 6

Suspended Tuft. Meeting Point on the Gall Bladder Channel with the Triple Energizer, Large Intestine and Stomach Channels.

In the temporal region, posterior to the hairline, 2 cun inferior to GB4 on the curved line connecting ST 8 and GB 7.

GB7 • Qu Bin

Gall Bladder • 7

Temporal Hairline Curve. Meeting Point on the Gall Bladder Channel with the Bladder Channel.

Within the hairline, anterior and superior to the auricle, about 1 cun anterior to TE 20.

GB8 • Shuai Gu

Gall Bladder • 8

Valley Lead. Meeting Point on the Gall Bladder Channel with the Bladder Channel.

1.5 cun superior to the auricular apex and directly above TE 20.

GB9 • Tian Chong

Gall Bladder • 9

Celestial Hub. Meeting Point on the Gall Bladder Channel with the Bladder Channel.

Posterior and superior to the auricular border and 0.5 cun posterior to GB 8.

GB10 • Fu Bai

Gall Bladder • 10

Floating White. Meeting Point on the Gall Bladder Channel with the Bladder Channel.

In the temporal region, posterior to the auricle and superior to the mastoid process, at the junction of the upper and middle thirds of a curved line connecting GB 9 and GB 12.

GB11 • Tou Qiao Yin

Gall Bladder • 11

Head Portal Yin. Meeting Point on the Gall Bladder Channel with the Bladder Channel.

In the temporal region, posterior to the auricle and superior to the mastoid process, at the junction of the middle and lower thirds of a curved line connecting GB 9 and GB 12.

GB12 • Wan Gu

Gall Bladder • 12

Completion Bone. Meeting Point on the Gall Bladder Channel with the Bladder Channel.

In the temporal region, in the depression posterior and inferior to the mastoid process, at the level of the inferior ridge of the auricle.

GB13 • Ben Shen

Gall Bladder • 13

Root Spirit. Meeting point on the Gall Bladder Channel with the Yang Linking Vessel.

In the frontal region, 0.5 cun within the anterior hairline, on a sagittal line ascending from the lateral canthus of the eye.

GB14 • Yang Bai

Gall Bladder • 14

Yang White. Meeting Point on the Gall Bladder Channel with the Stomach and Large Intestine Channels and Yang Linking Vessel.

In the frontal region, 1 cun superior to the eyebrow, aligned with the pupil when the eyes are focused forward.

GB15 • Tou Lin Qi

Gall Bladder • 15

Head Overlooking Tears. Meeting point on the Gall Bladder Channel with the Bladder Channel and Yang Linking Vessel. In the frontal region, 0.5 cun within the hairline, aligned with the pupil when the eyes are focused forward.

GB16 • Mu Chuang

Gall Bladder • 16

Eye Window. Meeting Point on the Gall Bladder Channel with the Yang Linking Vessel.

In the frontal region, 1.5 cun posterior to GB 15 and 3 cun lateral to the mid-sagittal line.

GB17 • Zheng Ying

Gall Bladder • 17

Upright Construction. Meeting Point on the Gall Bladder Channel with the Yang Linking Vessel.

In the frontal region, 1.5 cun posterior to GB 16, on the line connecting GB15 and GB20.

GB18 • Cheng Ling

Gall Bladder • 18

Spirit Container. Meeting Point on the Gall Bladder Channel with the Yang Linking Vessel.

In the parietal region, 1.5 cun posterior to GB 17 and 3 cun lateral to GV 20.

GB19 • Nao Kong

Gall Bladder • 19

Brain Hollow. Meeting Point on the Gall Bladder Channel with the Yang Linking Vessel. In the occipital region, 2.25 cun lateral to the posterior midline, at the level of the upper border of the external occipital protuberance.

GB20 • Feng Chi

Gall Bladder • 20

Wind Pool. Meeting Point on Gall Bladder Channel with the Triple Energizer Channel, Yang Linking and Yang Motility Vessels.

At the posterior head, at the junction of the occipital and nuchal regions, in the depression between the origins of Sternocleidomastoid and Trapezius muscles.

GB21 • Jian Jing

Gall Bladder • 21

Shoulder Well. Meeting Point on the Gall Bladder Channel with the Triple Energizer and Stomach Channels.

In the suprascapular region, midway between the tip of the acromion process and below the spinous process of the seventh cervical vertebra (C7). **Contraindication: Do Not Needle If Pregnancy or Heart Disease is known or suspected.**

GB22 • Yuan Ye

Gall Bladder • 22

Armpit Abyss.

On the lateral chest wall, on the midaxillary line, 3 cun inferior to the axillary fold.

GB23 • Zhe Jin

Gall Bladder • 23

Sinew Seat. Meeting Point on the Gall Bladder Channel with the Bladder Channel. Secondary Front Mu Point for the Gall Bladder.

On the lateral chest wall, on the 4th intercostal space, 1 cun anterior to GB22.

GB24 • Ri Yue

Gall Bladder • 24

Sun and Moon. Front Mu Point of the Gall Bladder that connects with Back Shu BL19.

On the anterior chest midclavicular line at the level of the seventh intercostal space.

GB25 • Jing Men

Gall Bladder • 25

Capital Gate. Front Mu Point of the Kidneys that connects with Back Shu BL23.

On the lateral abdomen at the lower border of the free end of the twelfth rib.

GB26 • Dai Mai

Gall Bladder • 26

Girdling Vessel. Meeting Point on the Gall Bladder Channel with the Girdling Vessel.

On the midaxillary line, superior to the iliac crest, at the level of the umbilicus.

GB27 • Wu Shu

Gall Bladder • 27

Fifth Pivot. Meeting Point on the Gall Bladder Channel with the Girdling Vessel.

In the inguinal region, medial to the anterior superior iliac spine, 3 cun inferior to the level of the umbilicus.

GB28 • Wei Dao

Gall Bladder • 28

Linking Path. Meeting Point on the Gall Bladder Channel with the Girdling Vessel.

In the inguinal region, 0.5 cun inferior to the anterior superior iliac spine, at the anterior margin of the ileum.

GB29 • Ju Liao

Gall Bladder • 29

Squatting Bone Hole. Meeting Point on the Gall Bladder Channel with the Yang Motility Vessel. At the hip, midway between the anterior superior iliac spine and the greater trochanter. GB29 is located with patient in the lateral recumbent position with the thigh flexed slightly.

GB30 • Huan Tiao

Gall Bladder • 30

Jumping Round. Meeting Point on the Gall Bladder Channel with the Bladder Channel.

In the gluteal region, one third the distance from the greater trochanter to the sacral hiatus. Locate GB30 with the patient in the lateral recumbent position with the thigh flexed slightly.

GB31 • Feng Shi

Gall Bladder • 31

Wind Market.

On the midline of the lateral thigh, 7 cun superior to the popliteal crease. GB 31 can also be located directly inferior to the tip of the middle finger when patient is standing and the arm is extended along the thigh.

GB32 • Zhong Du

Gall Bladder • 32

Central River.

On the midline of the lateral thigh, 5 cun superior to the popliteal crease.

GB33 • Xi Yang Guan

Gall Bladder • 33

Knee Yang Gate.

On the lateral side of the knee, superior to the jointline, in a depression between biceps femoris tendon and the lateral condyle of the femur.

GB34 • Yang Ling Quan

Gall Bladder • 34

Yang Mound Spring. Hui Point for Tendons and Muscles. He Sea Point on Gall Bladder Channel. Earth Point on Wood Meridian.

On the lateral side of the leg, in the depression anterior and inferior to the head of the fibula.

GB35 • Yang Jiao

Gall Bladder • 35

Yang Intersection. Xi Cleft Point of the Yang Linking Vessel.

On the lateral side of the leg, on the posterior border of the fibula, 7 cun superior to the prominence of the lateral malleolus.

GB36 • Wai Qui

Gall Bladder • 36

Outer Hill. Xi Cleft Point on the Gall Bladder Channel.

On the lateral side of the leg, 7 cun superior to the prominence of the lateral malleolus.

GB37 • Guang Ming

Gall Bladder • 37

Bright Light. Luo Connecting Point on the Gall Bladder Channel to LR3.

On the lateral side of the leg, 5 cun superior to the prominence of the lateral malleolus.

GB38 • Yang Fu

Gall Bladder • 38

Yang Assistance. Jing River on the Gall Bladder Channel. Fire Point on Wood Meridian.

On the lateral side of the leg, 4 cun superior to the prominence of the lateral malleolus.

GB39 • Xuan Zhong

Gall Bladder • 39

Suspended Bell. Hui Meeting Point for Marrow. Intersection Point of the three Yang channels of the leg.

On the lateral side of the leg, 3 cun superior to the prominence of the lateral malleolus.

GB40 • Qiu Xu

Gall Bladder • 40

Hill Ruins. Yuan Source point on the Gall Bladder Channel.

At the lateral ankle, In the depression anterior and inferior to the lateral malleolus.

GB41 • Zu Lin Qi

Gall Bladder • 41

Foot Overlooking Tears. Shu Stream Point on the Gall Bladder Channel. Wood Point on Wood Meridian.

On the dorsum of the foot, in the depression between the fourth and fifth metatarsals.

GB42 • Di Wu Hui

Gall Bladder • 42

Earth Fivefold Convergence.

On the dorsum of the foot, in a depression proximal to the heads of the fourth and fifth metatarsal bones.

GB43 • Jia Xi

Gall Bladder • 43

Pinched Ravine. Ying Spring Point on the Gall Bladder Channel. Water Point on Wood Meridian.

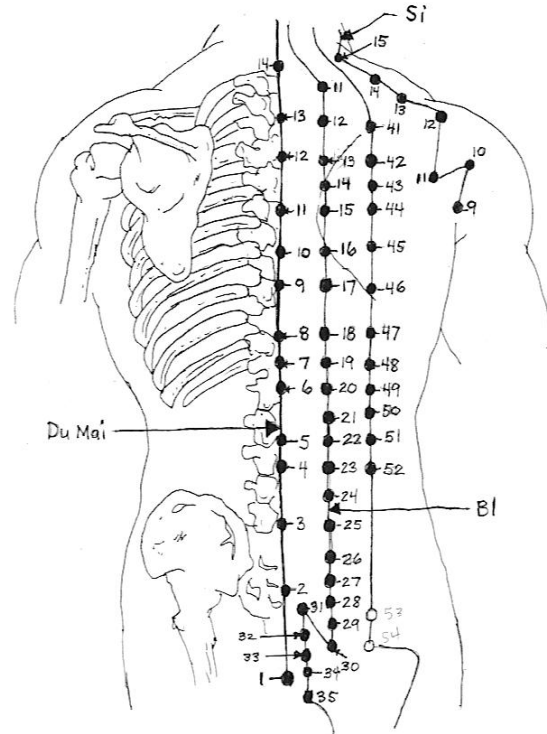
On the dorsum of the foot, distal to the fourth and fifth metatarsophalangeal joints, 0.5 cun proximal to the web margin.

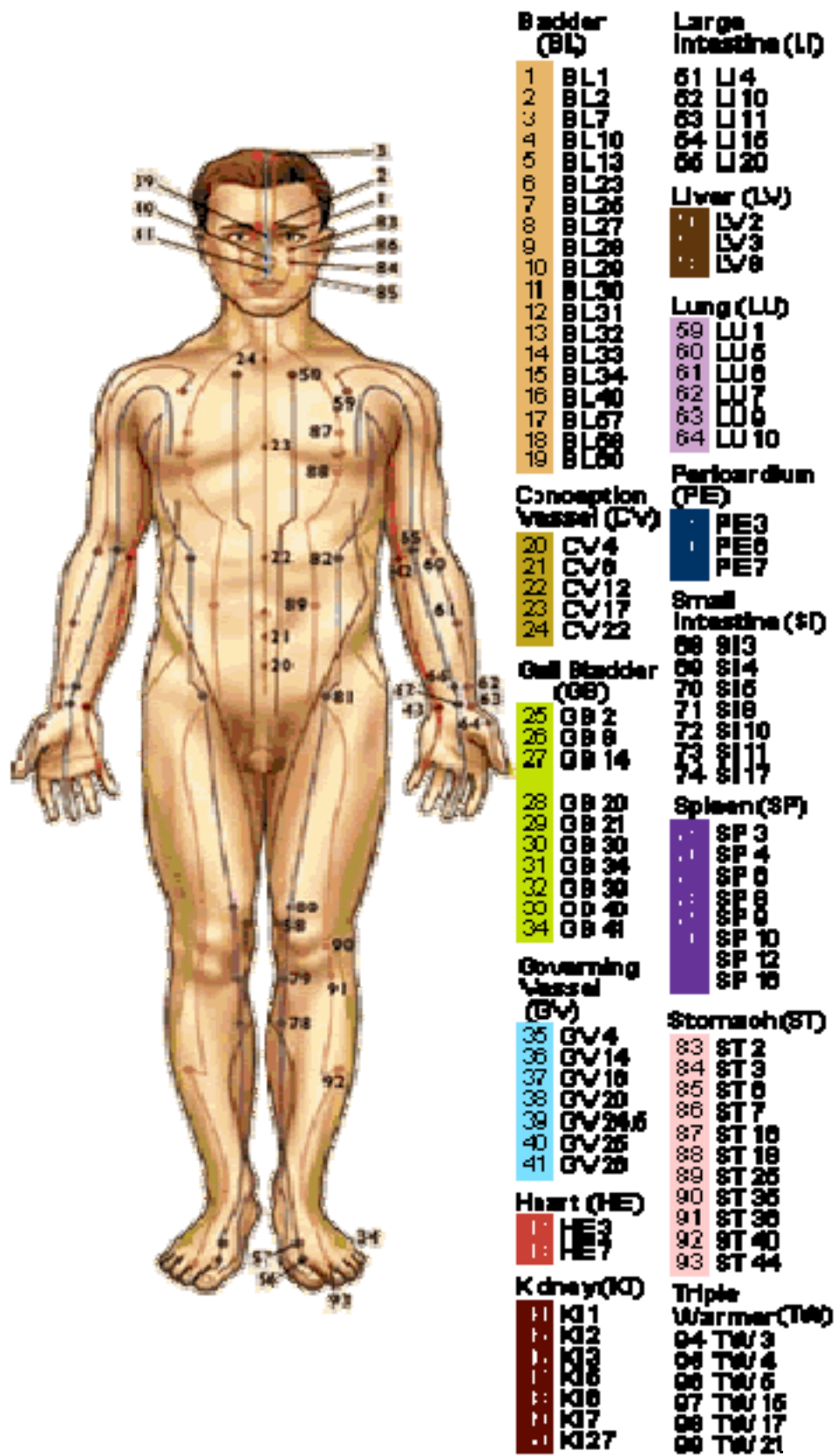
GB44 • Zu Qiao Yin

Gall Bladder • 44

Foot Portal Yin. Jing Well Point on the Gall Bladder Channel. Metal Point on Wood Meridian.

On the lateral side of the fourth toe, 0.1 cun from the nail bed.





Governing Vessel Meridian

GV1 • Chang Qiang

Governing Vessel • 1

Long Strong. Luo Connecting Point of the Governing Vessel to CV1. Meeting Point on the Governing Vessel with the Conception Vessel.

Midway between the anus and the tip of the coccyx.

GV2 • Yao Shu

Governing Vessel • 2

Lumbar Shu.

On the posterior midline at the sacral hiatus.

GV3 • Yao Yang Guan

Governing Vessel • 3

Lumbar Yang Pass.

On the lower back, below the spinous process of the fourth lumbar vertebra (L4).

GV4 • Ming Men

Governing Vessel • 4

Life Gate. Reunion point on Curious Meridian Dai Mo.

On the lower back, below the spinous process of the second lumbar vertebra (L2).

GV5 • Xuan Shu

Governing Vessel • 5

Suspended Pivot. On the lower back, below the spinous process of the first lumbar vertebra (L1).

GV6 • Ji Zhong

Governing Vessel • 6

Spinal Center. On the middle back, below the spinous process of the eleventh thoracic vertebra (T11).

GV7 • Zhong Shu

Governing Vessel • 7

Central Pivot.

On the middle back, below the spinous process of the tenth thoracic vertebra (T10).

GV8 • Jin Suo

Governing Vessel • 8

Sinew Contraction.

On the middle back, below the spinous process of the ninth thoracic vertebra (T9).

GV9 • Zhi Yang

Governing Vessel • 9

Extremity of Yang.

On the middle back, below the spinous process of the seventh thoracic vertebra (T7), approximately level with the inferior angle of the scapula.

GV10 • Ling Tai

Governing Vessel • 10

Spirit Tower.

Below the spinous process of the sixth thoracic vertebra (T6).

GV11 • Shen Dao

Governing Vessel • 11

Spirit Path.

Below the spinous process of the fifth thoracic vertebra (T5).

GV12 • Shen Zhu

Governing Vessel • 12

Body Pillar.

Below the spinous process of the third thoracic vertebra (T3).

GV13 • Tao Dao
Governing Vessel • 13

Kiln Path. Meeting Point on the Governing Vessel with the Bladder Channel.

Below the spinous process of the first thoracic vertebra (T1).

GV14 • Daz Hui
Governing Vessel • 14

Great Hammer. Meeting Point on the Governing Vessel with the six yang channels. Sea of Qi Point.

Below the spinous process of the seventh cervical vertebra (C7).

GV15 • Ya Men
Governing Vessel • 15

Mute's Gate. Meeting Point on the Governing Vessel with the Yang Linking Vessel.

Below the spinous process of the first cervical vertebra (C1).

GV16 • Feng Fu
Governing Vessel • 16

Wind Mansion. Meeting Point on the Governing Vessel with the Yang Linking Vessel. Sea of Marrow Point. On the posterior head, 0.5 cun directly below the external occipital protuberance.

GV17 • Nao Hu
Governing Vessel • 17

Brain's Door. Meeting Point on the Governing Vessel with the Bladder Channel. On the posterior head, 1.5 cun directly above the external occipital protuberance.

GV18 • Qiang Jian
Governing Vessel • 18

Unyielding Space. On the posterior head, 2.5 cun directly above the external occipital protuberance.

GV19 • Hou Ding
Governing Vessel • 19

Behind the Vertex.

On the posterior head, 4 cun directly above the external occipital protuberance.

GV20 • Bai Hui
Governing Vessel • 20

Hundred Meetings. Meeting Point on the Governing Vessel with the six yang channels.

On the midsagittal line, at the intersection of a line connecting the right and left ear apices.

GV21 • Qian Ding
Governing Vessel • 21

Before the Vertex.

On the midsagittal line, 1.5 cun anterior to the intersection of the line connecting the right and left ear apices.

GV22 • Xin Hui
Governing Vessel • 22

Fontanelle Meeting.

On the midline, 2 cun posterior to the anterior hairline.

GV23 • Shang Xing
Governing Vessel • 23

Upper Star.

On the midline, 1 cun posterior to the anterior hairline.

GV24 • Shen Ting
Governing Vessel • 24

Spirit Court. Meeting point on the Governing Vessel with the Bladder and Stomach Channels.

On the midline, 0.5 cun posterior to the anterior hairline.

GV25 • Su Liao

Governing Vessel • 25

White Bone Hole.

At the tip of the nose.

GV26 • Shui Gou

Governing Vessel • 26

Water Trough. Meeting Point on the Governing Vessel with the Large Intestine and Stomach Channels.

In the philtrum, 1/3 the distance from the nose and the top of the lip.

GV27 • Dui Duan

Governing Vessel • 27

Extremity of the Mouth. Reunion Point on the Governing with the Conception Vessels.

At the junction of the philtrum with the upper lip.

GV28 • Yin Jiao

Governing Vessel • 28

Gum Intersection. Meeting Point on the Governing Vessel with the Conception Vessel.

In the mouth, at the junction of the frenulum of the upper lip with the upper gum.



Heart Meridian

HE1 • Ji Quan

Heart • 1

Highest Spring.

In the axillary fossa when the arm is abducted, medial to the axillary artery.

Caution Avoid the axillary artery.

HE2 • Qing Ling

Heart • 2

Cyan Spirit.

On the medial arm when the elbow is flexed, 3 cun proximal to the transverse cubital crease.

HE3 • Shao Hai

Heart • 3

Lesser Sea. He Sea Point on the Heart Channel. Water Point on Fire Meridian.

With the elbow flexed, at the medial end of the transverse cubital crease.

HE4 • Ling Dao

Heart • 4

Spirit Pathway. Jing River Point on the Heart Channel. Metal Point on Fire Meridian.

On the palmar surface of the forearm, 1.5 cun proximal to the transverse wrist crease, on the radial side of flexor carpi ulnaris tendon.

HE5 • Tong Li

Heart • 5

Connecting Li. Luo Connecting Point on the Heart Channel to SI4.

On the palmar surface of the forearm, 1 cun proximal to the transverse wrist crease, on the radial side of flexor carpi ulnaris tendon.

HE6 • Yin Xi

Heart • 6

Yin Cleft. Xi Cleft Point on the Heart Channel.

On the palmar surface of the forearm, 0.5 cun proximal to the transverse wrist crease, on the radial side of flexor carpi ulnaris tendon.

HE7 • Shen Men

Heart • 7

Spirit Gate. Shu Stream Point on the Heart Channel. Yuan Source Point on the Heart Channel. Earth Point on Fire Meridian.

On the transverse wrist crease, in the small depression between the pisiform and ulna bones.

HE8 • Shao Fu

Heart • 8

Lesser Mansion. Ying Spring Point on the Heart Channel. Fire Point on Fire Meridian.

On the palmar surface of the hand, between the fourth and fifth metacarpal bones. When a tight fist is made, HE 8 is where the fifth digit rests.

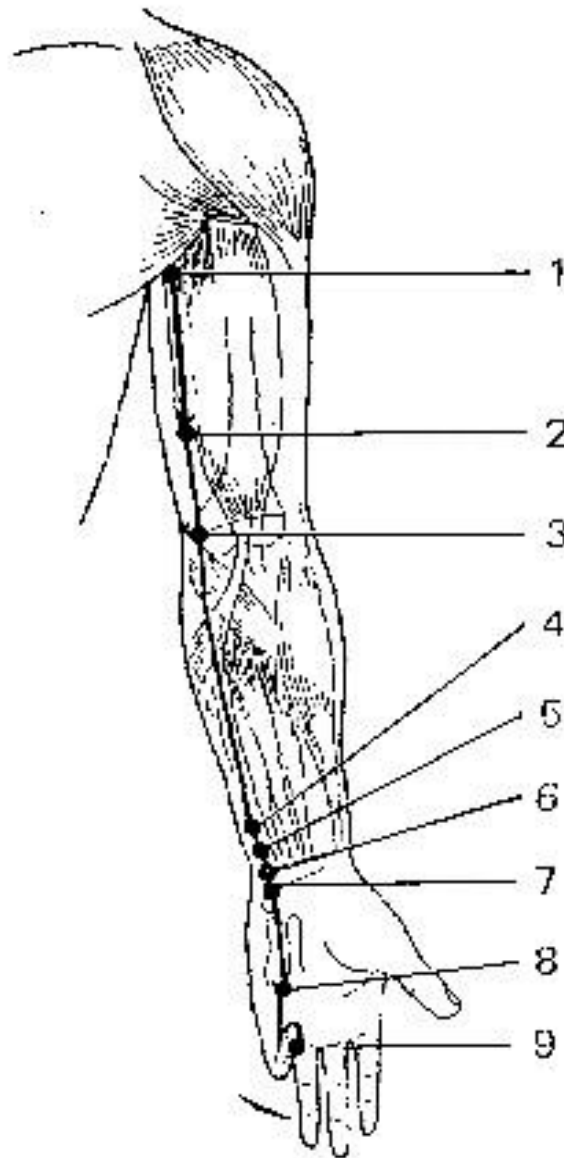
HE9 • Shao Chong

Heart • 9

Lesser Surge. Jing Well Point on the Heart Channel. Wood Point on Fire Meridian.

On the radial side of the fifth digit, 0.1 cun from the corner of the nail bed.

Caution Reserve HE 9 for Unconsciousness or Shock.



HEART MERIDIANS

Kidney Meridian

KI1 • Yong Quan

Kidney • 1

Gushing Spring. Jing Well Point on the Kidney Channel. Wood Point on Water Meridian.

On the sole of the foot, between the second and third metatarsal bones, one-third the distance from the webs of the toes to the heel.

KI2 • Ran Gu

Kidney • 2

Blazing Valley. Ying Spring Point on the Kidney Channel. Fire Point on Water Meridian.

On the medial surface of the foot, in the depression inferior to the lower border of the tuberosity of the navicular bone.

KI3 • Tai Xi

Kidney • 3

Great Ravine. Shu Stream Point on the Kidney Channel. Yuan Source on the Kidney Channel. Earth Point on Water Meridian.

On the medial ankle, at the midpoint between the prominence of the medial malleolus and Achilles' Tendon.

KI4 • Da Zhong

Kidney • 4

Large Goblet. Luo Connecting point on the Kidney Channel to BL64.

On the medial ankle, posterior and inferior to the medial malleolus, in the depression anterior to the medial side of the attachment of Achilles' tendon.

KI5 • Shui quan

Kidney • 5

Water Spring. Xi Cleft Point on the Kidney Channel.

On the medial ankle, 1 cun below KI 3, in the depression anterior and superior to the medial side of the tuberosity of the calcaneus.

KI6 • Zhao Hai

Kidney • 6

Shining Sea. Intersecting Point on Kidney Channel with the Yin Motility Vessel.

On the medial ankle, in the depression 1 cun inferior to the medial malleolus.

KI7 • Fu Liu

Kidney • 7

Recover Flow. Jing River Point on the Kidney Channel. Metal Point on Water Meridian.

On the medial leg, 2 cun superior to KI 3 on the anterior border of the Achilles' tendon.

KI8 • Jiao Xin

Kidney • 8

Intersecting Reach. Xi Cleft Point on the Yin Motility Vessel.

On the medial leg, 2 cun superior to KI 3 and 0.5 cun anterior to KI 7.

KI9 • Zhu Bin

Kidney • 9

Guest House. Xi Cleft Point on the Yin Linking Vessel.

On the medial leg, 5 cun superior to KI 3, at the lower end of the gastrocnemius muscle.

KI10 • Yin Gu

Kidney • 10

Yin Valley. He Sea Point on the Kidney Channel. Water Point on Water Meridian.

On the medial side of the popliteal fossa, in the depression between tendons of semitendinosus and semimembranosus muscles when the knee is flexed.

KI11 • Heng Gu

Kidney • 11

Pubic Bone. Meeting Point on the Kidney Channel with the Penetrating Vessel.

In the pubic region, immediately superior to the symphysis pubis, 0.5 cun lateral to the anterior midline, at the level of CV 2.

KI12 • Da He

Kidney • 12

Great Manifestation. Meeting Point on the Kidney Channel with the Penetrating Vessel.

In the pubic region, 1 cun superior to the symphysis pubis, 0.5 cun lateral to the anterior midline, at the level of CV 3.

KI13 • Qi Xue

Kidney • 13

Qi Hole. Meeting Point on the Kidney Channel with the Penetrating Vessel.

In the pubic region, 2 cun superior to the symphysis pubis, 0.5 cun lateral to the anterior midline, at the level of CV 4.

KI14 • Si Man

Kidney • 14

Fourfold Fullness. Meeting Point on the Kidney Channel with the Penetrating Vessel.

In the pubic region, 3 cun superior to the symphysis pubis, 0.5 cun lateral to the anterior midline, at the level of CV 5.

KI15 • Zhong Zhu

Kidney • 15

Central Flow. Meeting Point on the Kidney Channel with the Penetrating Vessel.

In the umbilical region, 1 cun inferior to the level of the umbilicus, 0.5 cun lateral to the midline, at the level of CV 7.

KI16 • Huan Shu

Kidney • 16

Shu of Abdominal Fu. Meeting Point on the Kidney Channel with the Penetrating Vessel.

At the umbilicus, 0.5 cun lateral to the midline, at the level of CV 8.

KI17 • Shang Qu

Kidney • 17

Shang Bend. Meeting Point on the Kidney Channel with the Penetrating Vessel.

In the umbilical region, 2 cun superior to the umbilicus and 0.5 cun lateral to the midline at the level of CV 10.

KI18 • Shi Guan

Kidney • 18

Stone Pass. Meeting Point on the Kidney Channel with the Penetrating Vessel.

In the umbilical region, 3 cun superior to the umbilicus and 0.5 cun lateral to the midline at the level of CV 11.

KI19 • Yin Du

Kidney • 19

Yin Metropolis. Meeting Point on the Kidney Channel with the Penetrating Vessel.

In the epigastric region, 4 cun superior to the umbilicus and 0.5 cun lateral to the midline at the level of CV 12.

KI20 • Tong Gu

Kidney • 20

Open Valley. Meeting Point on the Kidney Channel with the Penetrating Vessel.

In the epigastric region, 5 cun superior to the umbilicus and 0.5 cun lateral to the midline at the level of CV 13.

KI21 • You Men

Kidney • 21

Dark Gate. Meeting Point on the Kidney Channel with the Penetrating Vessel.

In the epigastric region, 6 cun superior to the umbilicus and 0.5 cun lateral to the midline at the level of CV 14. **Caution Avoid the Liver.**

KI22 • Bu Lang

Kidney • 22

Corridor Walk.

In the pectoral region, in the fifth intercostal space, 2 cun lateral to the anterior midline at the level of CV 16.

KI23 • Shen Feng

Kidney • 23

Spirit Seal.

In the pectoral region, in the fourth intercostal space, 2 cun lateral to the anterior midline at the level of CV 17.

KI24 • Ling Xu

Kidney • 24

Spirit Ruins.

In the pectoral region, in the third intercostal space, 2 cun lateral to the anterior midline at the level of CV 18.

KI25 • Shen Cang

Kidney • 25

Spirit Storehouse.

In the pectoral region, in the second intercostal space, 2 cun lateral to the anterior midline at the level of CV 19.

KI26 • Yu Zhong

Kidney • 26

Lively Center.

In the pectoral region, in the first intercostal space, 2 cun lateral to the anterior midline at the level of CV 20.

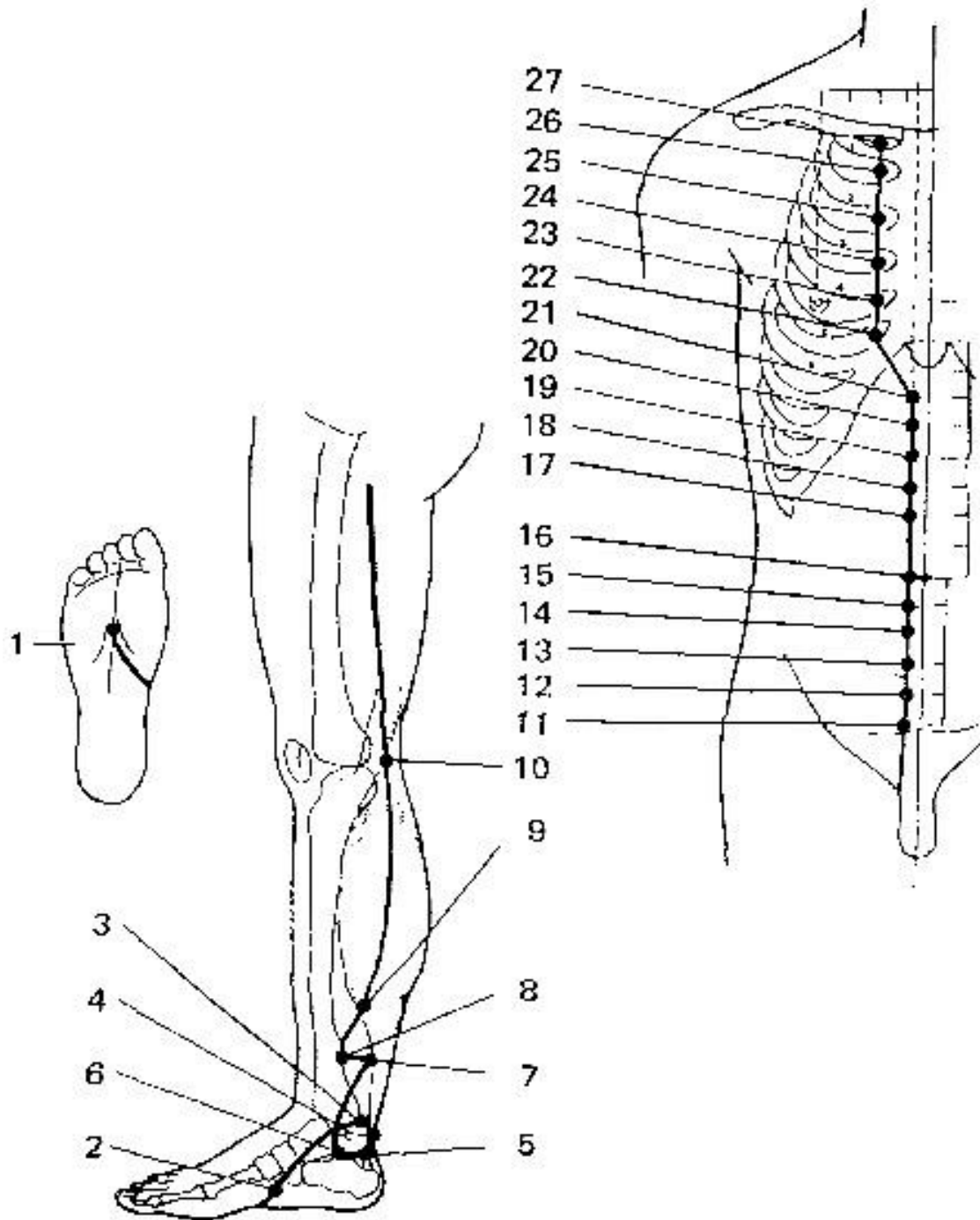
KI27 • Shu Fu

Kidney • 27

Shu Mansion.

On the lower border of the clavicle, 2 cun lateral to the anterior midline.





KIDNEY MERIDIANS

Large Intestine Meridian

LI1 • Shang Yang

Large Intestine • 1

Metal Yang. Jing Well Point on the Large Intestine Channel. Metal Point on Metal Meridian.

On the radial side of the second digit, 0.1 cun from the corner of the nail bed.

LI2 • Er Jian

Large Intestine • 2

Second Space. Ying Spring Point on the Large Intestine Channel. Water Point on Metal Meridian.

On the radial side of the second digit in slight flexion, in the depression anterior to the metacarpophalangeal joint.

LI3 • San Jian

Large Intestine • 3

Third Space. Shu Stream Point on the Large Intestine Channel. Wood Point on Metal Meridian.

On the dorsum of the hand, on the radial side of the second metacarpal bone, proximal to the metacarpophalangeal joint, at the dorsal-palmar skin junction.

LI4 • He Gu

Large Intestine • 4

Union Valley. Yuan Source Point on the Large Intestine Channel. Command Point of the Face and Mouth.

On the dorsum of the hand, approximately at the midpoint of the second metacarpal bone, in the belly of the first interosseus dorsalis muscle. **Contraindication: Do Not Needle If Pregnancy is known or suspected.**

LI5 • Yang Xi

Large Intestine • 5

Yang Ravine. Jing River Point on the Large Intestine Channel. Fire Point on Metal Meridian.

On the radial side of the wrist, distal to the tip of the radial styloid process, in the depression between the tendons of extensor pollicis longus and brevis, in the "anatomical snuff box".

LI6 • Pian Li

Large Intestine • 6

Veering Passageway. Luo Connecting Point on the Large Intestine Channel to LU9.

On the radial side of the posterior antebrachial region, 3 cun proximal to the dorsal wrist crease, on the line connecting LI 5 at the wrist and LI 11 at the lateral cubital crease.

LI7 • Wen Liu

Large Intestine • 7

Warm Flow. Xi Cleft Point on the Large Intestine Channel.

On the radial side of the posterior antebrachial region, 5 cun proximal to the dorsal wrist crease, on the line connecting LI 5 at the wrist and LI 11 at the lateral cubital crease.

LI8 • Xia Lian

Large Intestine • 8

Lower Ridge.

On the radial side of the posterior antebrachial region, 4 cun distal cubital crease, on the line connecting LI 5 at the wrist and LI 11 at the lateral cubital crease.

LI9 • Shang Lian
Large Intestine • 9

Upper Ridge.

On the radial side of the posterior antebrachial region, 3 cun distal cubital crease, on the line connecting LI 5 at the wrist and LI 11 at the lateral cubital crease.

LI10 • Shou San Li
Large Intestine • 10

Arm Three Li.

On the radial side of the posterior antebrachial region, 2 cun distal cubital crease, on the line connecting LI 5 at the wrist and LI 11 at the lateral cubital crease.

LI11 • Qu Chi
Large Intestine • 11

Pool at the Bend. He Sea Point on the Large Intestine Channel. Earth Point on Metal Meridian.

On the lateral side of the cubital crease when the elbow is close to full flexion.

LI12 • Zhou Liao
Large Intestine • 12

Elbow Bone Hole.

On the lateral side of the cubital crease, 1 cun superior to LI 11, at the junction of the lateral supracondylar ridge of the humerus with the epicondyle. Locate LI 12 with the elbow flexed.

LI13 • Shou Wu Li
Large Intestine • 13

Arm Five Li.

On the lateral brachial region, 3 cun superior to LI 11, on the line connecting LI 11 at the cubital crease and LI15 inferior to the acromion.

LI14 • Bi Nao
Large Intestine • 14

Upper Arm. Meeting Point on the Large Intestine Channel with the Small Intestine and Bladder Channels.

On the lateral brachial region, on the anterior margin of the insertion of the deltoid muscle, on the line connecting LI 11 at the cubital crease and LI15 inferior to the acromion.

LI15 • Jian Yu
Large Intestine • 15

Shoulder Bone. Meeting Point on the Large Intestine Channel with the Small Intestine and Triple Energizer Channels.

On the shoulder in the depression on the anterior border of the acromial part of the deltoid muscle when the arm is abducted.

LI16 • Ju Gu
Large Intestine • 16

Great Bone. Meeting Point on the Large Intestine Channel with the Yang Motility Vessel.

On the superior aspect of the scapular region, in the depression posterior to the acromial extremity of the clavicle and anterior to the scapular spine.

LI17 • Tian Ding
Large Intestine • 17

Celestial Tripod.

At the anterior margin of the posterior triangle of the neck, on the posterior border of the sternocleidomastoid muscle, 1 cun inferior to LI 18 at the level of the laryngeal prominence.

LI18 • Fu Tu

Large Intestine • 18

Protuberance Assistant. Major Window of Sky Point.

On the neck, on the sternocleidomastoid muscle, 3 cun lateral to the laryngeal prominence.

LI19 • He Liao

Large Intestine • 19

Grain Bone Hole.

In the oral region, directly inferior to the lateral margin of the nostril, level with GV 26.

LI20 • Ying Xiang

Large Intestine • 20

Welcome Fragrance. Meeting Point on the Large Intestine Channel with the Stomach Channel.

In the nasolabial groove, 0.5 cun lateral to the nostril.

Liver Meridian**LR1 • Da Dun**

Liver • 1

Large Pile. Jing Well Point on the Liver Channel. Wood Point on Wood Meridian.

On the lateral side of the first digit, the great toe, 0.1 cun from the corner of the nail bed.

LR2 • Xing Jian

Liver • 2

Moving Between. Ying Spring Point on the Liver Channel. Fire Point on Wood Meridian.

On the dorsum of the foot, between the first and second metatarsophalangeal joints, 0.5 cun proximal to the web margin.

LR3 • Tai Chong

Liver • 3

Great Surge. Shu Stream Point on the Liver Channel. Yuan Source Point on the Liver Channel. Earth Point on Wood Meridian.

On the dorsum of the foot, between the first and second metatarsal bones, approximately 2 cun superior to the web margin.

LR4 • Zhong Feng

Liver • 4

Mound Center. Jing River Point on the Liver Channel. Metal Point on Wood Meridian.

On the dorsum of the foot, 1 cun anterior to the medial malleolus, in the depression medial to the tibialis anterior tendon.

LR5 • Li Gou

Liver • 5

Woodworm Canal. Luo Connecting Point on the Liver Channel to GB40.

On the medial side of the leg, posterior to the tibial medial margin, 5 cun superior to the medial malleolus.

LR6 • Zhong Du

Liver • 6

Central Metropolis. Xi Cleft Point on the Liver Channel.

On the medial side of the leg, posterior to the tibial medial margin, 7 cun superior to the medial malleolus.

LR7 • Xi Guan

Liver • 7

Knee Joint.

On the medial side of the leg, inferior to the medial condyle of the tibia, in the upper portion of the medial head of the gastrocnemius muscle, 1 cun posterior to SP 9.

LR8 • Qu Quan

Liver • 8

Spring at the Bend. He Sea Point on the Liver Channel. Water Point on Wood Meridian.

One the medial side of the knee, in the depression of the transverse popliteal crease between the upper border of the medial epicondyle of the femur and semitendinosus and semimembranosus tendons.

LR9 • Yin Bao

Liver • 9

Yin Bladder.

On the medial thigh, 4 cun superior to the medial epicondyle of the femur, between sartorius muscle anteriorly and vastus medialis posteriorly.

LR10 • Zu Wu Li

Liver • 10

Foot Five Li.

On the medial thigh, on the lateral border of abductor longus muscle, 2 cun along the tendon/muscle from its attachment near the pubic symphysis and 3 cun inferior to ST 30.

LR11 • Yin Lian

Liver • 11

Yin Corner.

On the superior, medial thigh, on the lateral border of abductor longus muscle, 1 cun along the tendon/muscle from its attachment near the pubic symphysis and 2 cun inferior to ST 30.

LR12 • Ji Mai

Liver • 12

Urgent Pulse. At the base of the femoral triangle, medial to the femoral artery, 2.5 cun lateral to the anterior midline. **Beware the Femoral Vein!**

LR13 • Zhang Men

Liver • 13

Camphorwood Gate. Front Mu Point of the Spleen that connects with Back Shu BL20. Meeting Point on the Liver Channel with the Gall Bladder, Kidney, Heart, Spleen and Lung Channels.

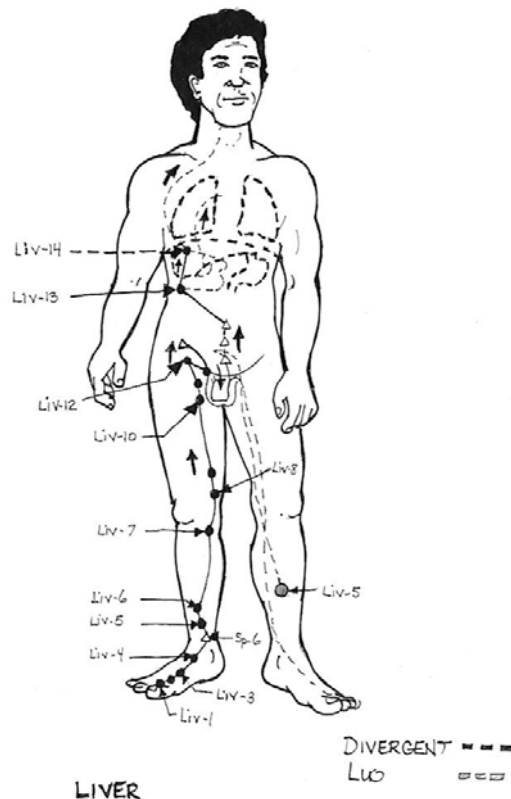
On the lateral abdomen, slightly inferior and anterior to the tip of the free end of the eleventh rib.

LR14 • Qi Men

Liver • 14

Cycle Gate. Front Mu Point of the Liver that connects with Back Shu BL18. Meeting Point on the Liver Channel with the Spleen Channel.

On the chest, on the midclavicular line, in the sixth intercostal space, at the level of CV 14.



Lung Meridian

LU1 • Zhong Fu

Lung • 1

Central Treasury. Front Mu Point of the Lung that connects with Back Shu BL13. Meeting Point on the Lung Channel with the Spleen Channel.

On the lateral chest, inferior to the acromial end of the clavicle, 6 cun lateral to the Conception Vessel. **Caution Avoid the Lungs!**

LU2 • Yun Men

Lung • 2

Cloud Gate.

On the lateral chest, In the depression formed by the deltoid muscle, pectoralis major muscle and the clavicle.

LU3 • Tian Fu

Lung • 3

Celestial Storehouse. Major Window of the Sky Point.

On the upper arm, on the lateral border of muscle biceps brachia, 3 cun inferior to the anterior axillary fold.

LU4 • Xia Bai

Lung • 4

Guarding White. On the upper arm, on the lateral border of muscle biceps brachia, 4 cun inferior to the anterior axillary fold.

LU5 • Chi Ze

Lung • 5

Cubit Marsh. He Sea Point on the Lung Channel. Water Point on Metal Meridian.

At the elbow, in the cubital crease, in the depression lateral to biceps brachia tendon.

LU6 • Kong Zui

Lung • 6

Collection Hole. Xi Cleft Point on the Lung Channel.

On the radial side of the forearm, 5 cun inferior to LU 5, on a line from LU 5 at the cubital crease and LU 9 at the lateral side of the wrist crease.

LU7 • Lie Que

Lung • 7

Broken Sequence. Luo Connecting Point on the Lung Channel to LI4. On the radial side of the forearm, 1.5 cun superior to the tip of the radial styloid process.

LU8 • Jing Qu

Lung • 8

Channel Ditch. Jing River Point on the Lung Channel. Metal Point on Metal Meridian.

On the radial side of the forearm, 1 cun superior to the transverse wrist crease and in the depression between the radial artery and styloid process. **Contraindication: Moxa is forbidden!**

LU9 • Tai Yuan

Lung • 9

Great Abyss. Shu Stream Point on the Lung Channel. Yaun Source Point on the Lung Channel. Earth Point on Metal Meridian.

On the lateral side of the anterior wrist crease, in the depression on the radial side of the radial artery.

LU10 • Yu Ji

Lung • 10

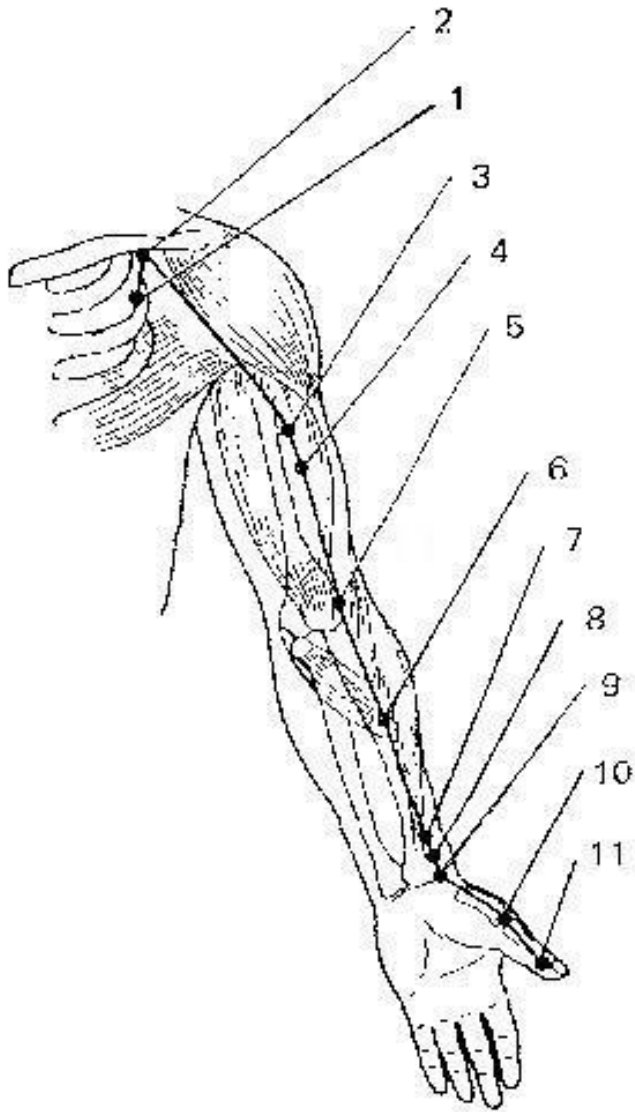
Fish Border. Ying Spring Point on the Lung Channel. Fire Point on Metal Meridian.

Midpoint on the thenar eminence, on the dorsal-palmar surface.

LU11 • Shao Shang
Lung • 11

Lesser Merchant. Jing Well Point on the Lung Channel. Wood Point on Metal Meridian.

On the radial side of the thenar eminence, 0.1 cun posterior to the nailbed.



Pericardium Meridian

PC1 • Tian Chi

Pericardium • 1

Celestial Pool. Meeting Point on the Pericardium Channel with the Gall Bladder, Liver and Triple Energizer Channels. Minor Window of the Sky Point.

On the lateral chest, in the fourth intercostal space, 5 cun lateral to the anterior midline, approximately 1 cun lateral to the nipple.

PC2 • Tian Quan

Pericardium • 2

Celestial Spring. On the upper arm, 2 cun inferior to the axillary fold, between the two heads of muscle biceps brachii.

PC3 • Qu Ze

Pericardium • 3

Marsh at the Bend. He Sea Point on the Pericardium Channel. Water Point on Fire Meridian. At the elbow, on the ulnar side of the biceps brachii tendon, medial to the brachial artery.

PC4 • Xi Men

Pericardium • 4

Xi Gate. Xi Cleft Point on the Pericardium Channel.

On the anterior forearm, 5 cun superior to the transverse wrist crease, between the tendons of palmaris longus and flexor carpi radialis muscles.

PC5 • Jian Shi

Pericardium • 5

Intermediary Courier. Jing River Point on the Pericardium Channel. Metal Point on Fire Meridian. On the anterior forearm, 3 cun superior to the transverse wrist crease, between the tendons of palmaris longus and flexor carpi radialis muscles.

PC6 • Nei Guan

Pericardium • 6

Inner Pass. Luo Connecting Point on the Pericardium Channel to TE4. Special Command Point for the Thorax.

On the anterior forearm, 2 cun superior to the transverse wrist crease, between the tendons of palmaris longus and flexor carpi radialis muscles.

PC7 • Da Ling

Pericardium • 7

Great Mound. Shu Stream Point on the Pericardium Channel. Yuan Source Point on the Pericardium Channel. Earth Point on Fire Meridian.

At the transverse wrist crease, between the tendons of palmaris longus and flexor carpi radialis muscles.

PC8 • Lao Gong

Pericardium • 8

Palace of Toil. Ying Spring Point on the Pericardium Channel. Fire Point on Fire Meridian.

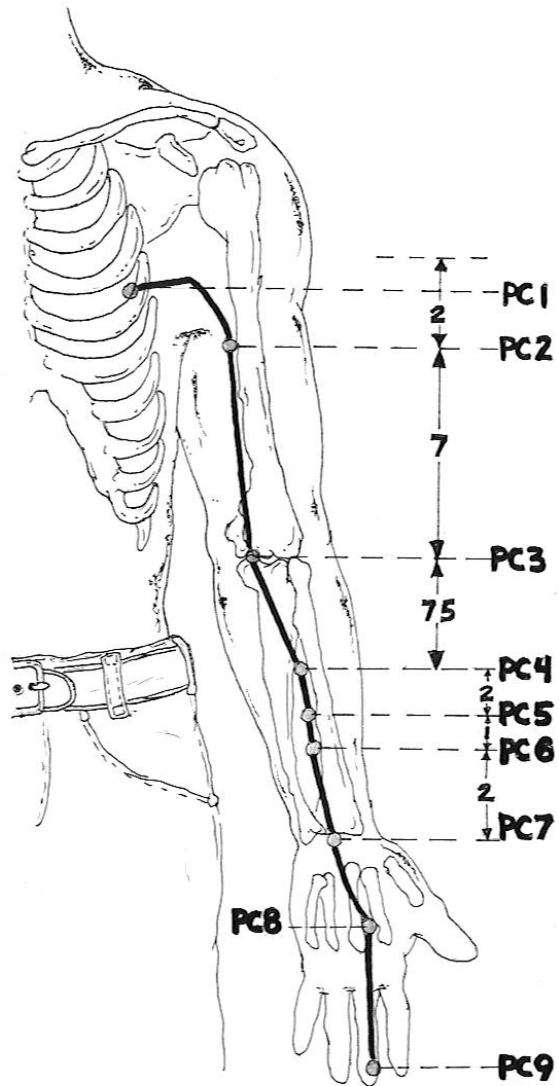
On the palmar surface, between the second and third metacarpal bones, proximal to the metacarpophalangeal joint.

PC9 • Zhong Chong

Pericardium • 9

Central Hub. Jing Well Point on the Pericardium Channel. Wood Point on Fire Meridian.

On the center of the tip of the third digit.



Small Intestine Meridian

SI1 • Shao Ze

Small Intestine • 1

Lesser Marsh. Jing Well Point on the Small Intestine Channel. Metal Point on Fire Meridian.

On the ulnar side of the fifth digit, 0.1 cun from the corner of the nail bed.

SI2 • Qian Gu

Small Intestine • 2

Front Valley. Ying Spring Point on the Small Intestine channel. Water Point on Fire Meridian.

On the ulnar side of the fifth digit, in the depression distal to the metacarpophalangeal joint, at the junction of the dorsal and palmar surfaces.

SI3 • Hou Xi

Small Intestine • 3

Back Ravine. Shu Stream Point on the Small Intestine Channel. Wood Point on Fire Meridian.

In the depression proximal to the head of the fifth metacarpal bone, at the junction of the dorsal and palmar surfaces.

SI4 • Wan Gu

Small Intestine • 4

Wrist Bone. Yuan Source Point on the Small Intestine Channel.

On the ulna side of the wrist, in the depression between the fifth metacarpal bone and the hamate and pisiform bones, at the junction of the dorsal and palmar surfaces.

SI5 • Yang Gu

Small Intestine • 5

Yang Valley. Jing River Point on the Small Intestine Channel. Fire Point on Fire Meridian.

On the ulna side of the wrist, in a depression between the styloid process of the ulna and the triquetral and pisiform bones.

SI6 • Yang Lao

Small Intestine • 6

Nursing the Aged. Xi Cleft Point on the Small Intestine Channel.

On the ulnar side of the wrist, in the depression between the ulnar styloid process and the triquetrum and pisiform bones. SI 6 can be located when patient's wrist is in flexion with the index finger pointing to the sternum.

SI7 • Zhi Zheng

Small Intestine • 7

Branch to the Correct. Luo Connecting Point on the Small Intestine Channel to HE7.

On the ulnar side of the forearm, between the anterior border of the ulna and flexor carpi ulnaris muscle, 5 cun superior to the wrist crease, on the line connecting SI 5 at the wrist and SI 8 at the medial epicondyle of the humerus at the elbow.

SI8 • Xiao Hai

Small Intestine • 8

Small Sea. He Sea Point on the Small Intestine Channel. Earth Point on Fire Meridian.

With the elbow in flexion, in the depression between the olecranon and the medial epicondyle of the humerus.

SI9 • Jian Zhen
Small Intestine • 9

True Shoulder.

On the upper back, with the arm in abduction, 1 cun superior to the posterior end of the axillary fold.

SI10 • Nao Shu
Small Intestine • 10

Upper Arm Shu. Meeting Point on the Small Intestine Channel with the Bladder Channel.

On the posterior shoulder, with the arm in abduction, in the depression inferior and lateral to the scapular spine, 1 cun superior to SI 9 .

SI11 • Tian Zong
Small Intestine • 11

Celestial Gathering.

On the scapula, in the depression of the infrascapular fossa, one-third the distance between the lower border of the scapular spine and the inferior angle of the scapula.

SI12 • Bing Feng
Small Intestine • 12

Grasping the Wind. Meeting Point on the Small Intestine Channel with the Large Intestine, Triple Energizer and Gall Bladder Channels.

On the upper back, with the arm in slight abduction, in the middle of the supraspinous fossa.

SI13 • Qu Yaun
Small Intestine • 13

Crooked Wall.

On the upper back, in the depression on the medial end of the supraspinous fossa.

SI14 • Jian Wai Shu
Small Intestine • 14

Outer Shoulder Shu.

On the upper back, 3 cun lateral to the lower border of the spinous process of the first thoracic vertebra (T1).

SI15 • Jian Zhong Zhu
Small Intestine • 15

Central Shoulder Shu.

On the upper back, 2 cun lateral to the lower border of the spinous process of the seventh cervical vertebra (C7).

SI16 • Tian Chuang
Small Intestine • 16

Celestial Window.

On the neck, on the posterior margin of the sternocleidomastoid muscle, at the level of the laryngeal prominence and the transverse process of the fourth cervical transverse process (C4).

SI17 • Tian Rong
Small Intestine • 17

Celestial Countenance. Minor Window of the Sky Point.

On the neck, In the depression between the angle of the mandible and the anterior margin of the sternocleidomastoid muscle.

SI18 • Quan Liao
Small Intestine • 18

Cheek Bone Hole. Meeting Point on the Small Intestine Channel with the Triple Energizer Channel.

On the face, on the lower border of the zygomatic bone, inferior to the outer canthus of the eye.

SI19 • Ting Gong
Small Intestine • 19

Auditory Palace. Meeting Point on the Small Intestine Channel with the Triple Energizer and Gall Bladder Channels.

Anterior to the tragus of the ear, in the depression between the tragus and the mandibular joint when the mouth is open slightly.

Spleen Meridian

SP1 • Yin Bai
Spleen • 1

Hidden White. Jing Well Point on the Spleen Channel. Wood Point on Earth Meridian.

On the medial great toe, .01 cun from the corner of the nail bed.

SP2 • Da Du
Spleen • 2

Great Metropolis. Ying Spring Point on the Spleen Channel. Fire Point on Earth Meridian.

On the great toe, in the depression distal to the metatarsophalangeal joint, at dorsal - plantar junction.

SP3 • Tai Bai
Spleen • 3

Supreme White. Shu Stream Point on the Spleen Channel. Yuan Source Point on the Spleen Channel. Earth Point on Earth Meridian.

On the medial foot, in the depression proximal to the first metatarsophalangeal joint, at the dorsal - plantar junction.

SP4 • Gong Sun
Spleen • 4

Yellow Emperor. Luo Connecting Point on the Spleen Channel ST42. Confluent point of the Penetrating Vessel.

On the medial foot, in the depression distal to the base of the first metatarsal bone.

SP5 • Shang Qui
Spleen • 5

Shang Hill. Jing River Point on the Spleen Channel. Metal Point on Earth Meridian.

On the medial foot, in the depression midway between the navicular bone and the vertex of the medial malleolus.

SP6 • San Yin Jiao
Spleen • 6

Three Yin Intersection. Meeting Point on the Spleen Channel with the Liver and Kidney Channels.

On the medial leg, 3 cun superior to the medial malleolus, on the posterior border of the tibia. **Contraindication: Do Not Needle If Pregnancy is known or suspected.**

SP7 • Lou Gu
Spleen • 7

Leaking Valley.

On the medial leg, 6 cun superior to the medial malleolus, posterior to the medial margin of the tibia.

SP8 • Di Ji
Spleen • 8

Earth's Crux. Xi Cleft Point on the Spleen Channel. On the medial leg, 3 cun inferior to the medial condyle of the tibia on the line connecting the medial malleolus at the ankle and SP 9 at the lower border of the medial condyle of the tibia.

SP9 • Yin Ling Quan

Spleen • 9

Yin Mound Spring. He Sea Point on the Spleen Channel. Water Point on Earth Meridian.

On the medial leg, on the inferior border of the medial condyle of the tibia, in the depression between the posterior border of the tibia and gastrocnemius muscle.

SP10 • Xue Hai

Spleen • 10

Sea of Blood.

On the medial thigh, with the knee in flexion, 2 cun superior to the superomedial angle of the patella, on vastus medialis muscle.

SP11 • Ji Men

Spleen • 11

Winnower Gate.

On the medial thigh, 6 cun superior to SP 10, on the line connecting SP 10 above the superomedial angle of the patella and SP 12, 3.5 cun lateral to the upper border of pubic symphysis.

SP12 • Chong Men

Spleen • 12

Surging Gate. In the inguinal region, on the lateral side of the femoral artery, 3.5 cun lateral to the anterior midline. **Avoid the Femoral Artery!**

SP13 • Fu She

Spleen • 13

Bowel Abode. Meeting Point on the Spleen Channel with the Liver Channel and Yin Linking Vessel.

On the lower abdomen, 4 cun lateral to the anterior midline, at the level of CV 3, 1 cun above the superior border of the pubic symphysis.

SP14 • Fu Jie

Spleen • 14

Abdominal Bind.

On the lower abdomen, 4 cun lateral to the anterior midline and 1 cun below the umbilicus at the level of CV 7.

SP15 • Da Heng

Spleen • 15

Great Horizontal. Meeting Point on the Spleen Channel with the Yin Linking Vessel.

On the abdomen, at the level of the umbilicus, 4 cun lateral to the anterior midline.

SP16 • Fu Ai

Spleen • 16

Abdominal Lament. Meeting Point on the Spleen Channel with the Yin Linking Vessel.

On the upper abdomen, 4 cun lateral to the anterior midline, 3 cun above the umbilicus at the level of CV 11.

SP17 • Shi Dou

Spleen • 17

Food Hole.

On the lateral chest, in the fifth intercostal space, 6 cun lateral to anterior midline.

SP18 • Tian Xi

Spleen • 18

Celestial Ravine.

On the lateral chest, in the fourth intercostal space, 6 cun lateral to the anterior midline, at the level of CV 17.

SP19 • Xiong Xiang

Spleen • 19

Chest Village.

On the lateral chest, in the third intercostal space, 6 cun lateral to the anterior midline.

SP20 • Zhou Rong

Spleen • 20

All Round Flourishing.

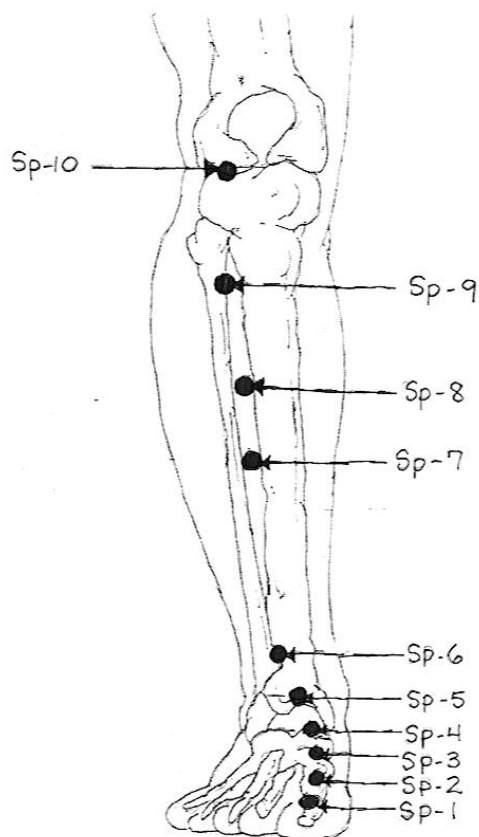
On the lateral chest, in the second intercostal space, 6 cun lateral to the anterior midline.

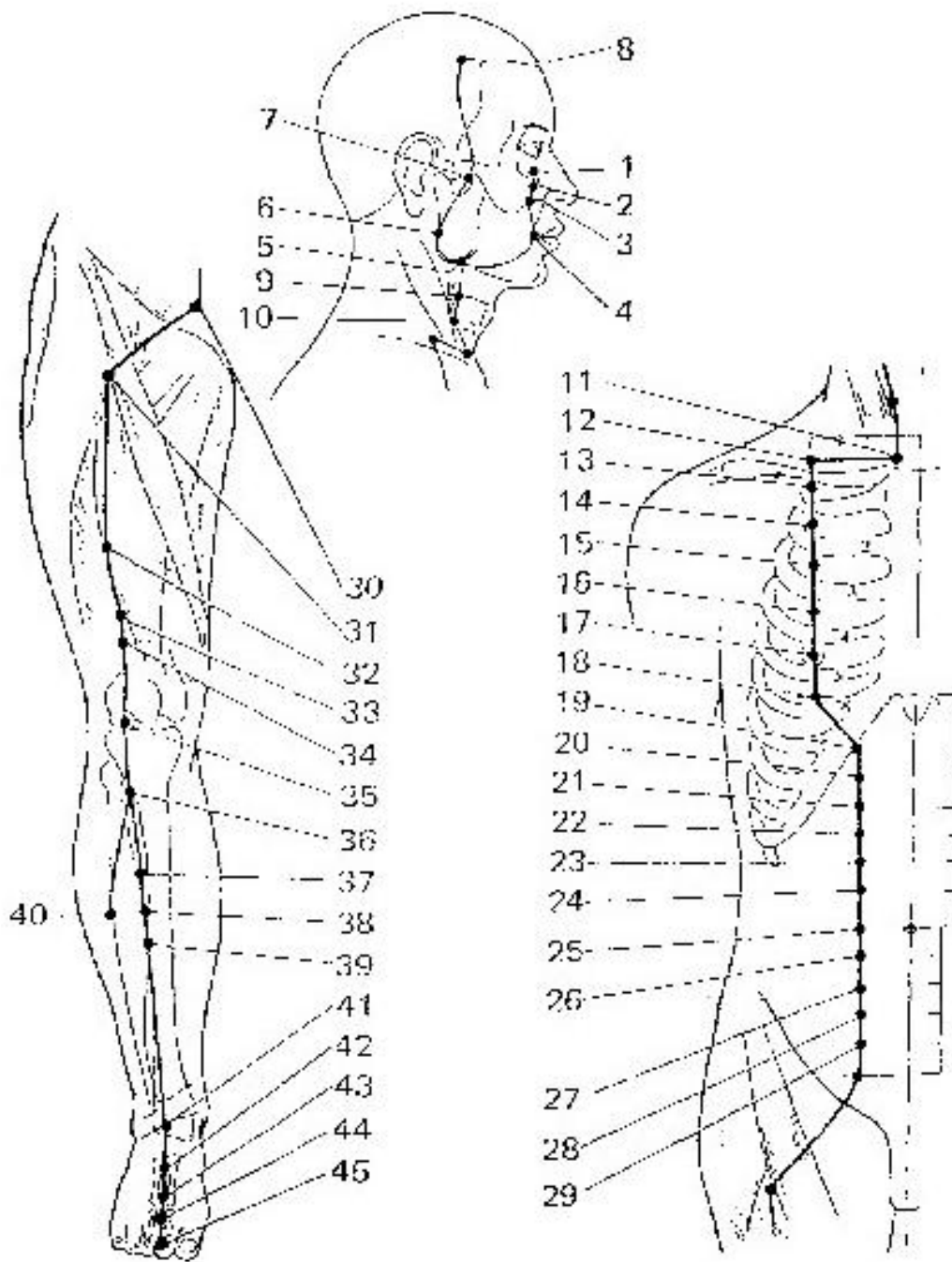
SP21 • Da Bao

Spleen • 21

Great Embrace. Great Luo Connecting Point on the Spleen Channel.

On the lateral chest wall, on the midaxillary line, 6 cun inferior to the anterior axillary crease.





STOMACH MERIDIAN

Stomach Meridian

ST1 • Cheng Qi

Stomach • 1

Tear Container. Meeting Point on the Stomach Channel with the Yang Motility and Conception Vessels.

One the face, on the inferior border of the orbit, in the orbicularis oculi muscle, directly below the pupil when eyes are focused forward. **Caution Do not manipulate the needle as bleeding occurs very easily.**

ST2 • Si Bai

Stomach • 2

Four Whites. On the face, on the infraorbital foramen, 0.5 cun inferior to ST 1 when eyes are focused forward. **Caution Do not needle deeply as to puncture the eyeball.**

ST3 • Ju Liao

Stomach • 3

Great Bone Hole. Meeting Point on the Stomach Channel with the Yang Motility Vessel.

On the face, level with the border of the ala nasi, in line with the pupil when the eyes are focused forward.

ST4 • Di Cang

Stomach • 4

Earth Granary. Meeting Point on the Stomach Channel with the Large Intestine Channel and Yang Motility and Conception Vessels.

On the face, in the oral region, 0.5 cun lateral to the corner of the mouth, in line with the pupil when the eyes are focused forward.

ST5 • Da Ying

Stomach • 5

Great Reception.

On the cheek, anterior to the angle of the mandible, on the anterior border of masseter muscle. **Caution Avoid the Artery!**

ST6 • Jia Che

Stomach • 6

Jaw Bone. On the cheek, 1 cun anterior and superior to the angle of the mandible, in the belly of masseter muscle.

ST7 • Xia Guan

Stomach • 7

Below the Joint. Meeting Point on the Stomach Channel with the Gall Bladder Channel.

On the lateral face, in the depression at the lower border of the zygomatic arch, anterior to the condyloid process of the mandible. ST 7 is located with the mouth closed.

ST8 • Tou Wei

Stomach • 8

Head Corner. Meeting Point on the Stomach Channel with the Gall Bladder Channel and Yang Linking Vessel.

At the corner of the forehead, 0.5 cun posterior to the anterior hairline, 4.5 cun lateral to the anterior midline.

ST9 • Ren Ying

Stomach • 9

Man's Prognosis. Meeting Point on the Stomach Channel with the Gall Bladder Channel. Major Window of Sky Point.

On the neck, on the anterior border of sternocleidomastoid muscle, at the level of the laryngeal prominence. **Caution Avoid the Vasculature!**

ST10 • Shui Tu

Stomach • 10

Water Prominence.

On the neck, on the anterior border of sternocleidomastoid muscle, midway between ST 9 at the level of the laryngeal prominence and ST 11 at the upper clavicle border. **Caution Avoid the Artery!**

ST11 • Qi She

Stomach • 11

Qi Abode.

At the root of the neck, at the superior border of the sternal end of the clavicle, between the sternal and clavicular heads of sternocleidomastoid muscle.

ST12 • Que Pen

Stomach • 12

Empty Basin. Meeting Point on the Stomach Channel with the Large Intestine, Small Intestine, Triple Energizer, Lung and Gall Bladder Channels.

At the midpoint of the supraclavicular fossa, posterior to the clavicle, on the midclavicular line, 4 cun lateral to the anterior midline.

Contraindication: Do not use if pregnancy is known or suspected.

ST13 • Qi Hu

Stomach • 13

Qi Door. Meeting Point on the Stomach Channel with the Kidney, Gall Bladder, Large Intestine, Triple Energizer, Pericardium and Lung Channels.

In the infraclavicular fossa, on the midclavicular line, 4 cun lateral to the anterior midline.

ST14 • Ku Fang

Stomach • 14

Storeroom.

On the chest, on the midclavicular line, in the first intercostal space, 4 cun lateral to the anterior midline.

ST15 • Wu Yi

Stomach • 15

Roof. On the chest, on the midclavicular line, in the second intercostal space, 4 cun lateral to the anterior midline.

ST16 • Ying Chuang

Stomach • 16

Breast Window.

On the chest, on the midclavicular line, in the third intercostal space, 4 cun lateral to the anterior midline.

ST17 • Ru Zhong

Stomach • 17

Breast Center.

At the center of the nipple.

Contraindication: DO NOT NEEDLE OR MOXA - ST 17 SERVES AS A LANDMARK ONLY!

ST18 • Ru Gen

Stomach • 18

Breast Root.

On the chest, on the midclavicular line, in the fifth intercostal space, 4 cun lateral to the anterior midline.

ST19 • Bu Rong

Stomach • 19

Not Contained. On the upper abdomen, 2 cun lateral to the anterior midline and 6 cun superior to the umbilicus, at the level of CV 14.

ST20 • Cheng Man

Stomach • 20

Assuming Fullness.

On the abdomen, 2 cun lateral to the anterior midline and 5 cun superior to the umbilicus, at the level of CV 13.

ST21 • Liang Men

Stomach • 21

Beam Gate. On the abdomen, 2 cun lateral to the anterior midline, 4 cun superior to the umbilicus, at the level of CV 12.

ST22 • Guan Men

Stomach • 22

Pass Gate. On the abdomen, 2 cun lateral to the anterior midline, 3 cun superior to the umbilicus, at the level of CV 11.

ST23 • Tai Yi

Stomach • 23

Supreme Unity.

On the abdomen, 2 cun lateral to the anterior midline, 2 cun superior to the umbilicus, at the level of CV 10.

ST24 • Hua Rou Men

Stomach • 24

Slippery Flesh Gate.

On the abdomen, 2 cun lateral to the anterior midline, 1 cun superior to the umbilicus, at the level of CV 9.

ST25 • Tian Shu

Stomach • 25

Celestial Pivot. Front Mu Point of the Large Intestine that connects with Back Shu BL25.

On the abdomen, 2 cun lateral to the umbilicus. **Contraindication: Do Not Needle If Pregnancy is known or suspected**

ST26 • Wai Ling

Stomach • 26

Outer Mound.

On the lower abdomen, 1 cun inferior to the umbilicus and 2 cun lateral to the anterior midline, at the level of CV 7.

ST27 • Da Ju

Stomach • 27

Great Gigantic.

On the lower abdomen, 2 cun inferior to the umbilicus and 2 cun lateral to the anterior midline, at the level of CV 5.

ST28 • Shui Dao

Stomach • 28

Waterway.

On the lower abdomen, 3 cun inferior to the umbilicus and 2 cun lateral to the anterior midline, at the level of CV 4.

ST29 • Gui Lai

Stomach • 29

Return.

On the lower abdomen, 1 cun above the pubic symphysis and 2 cun lateral to the anterior midline, at the level of CV 3.

ST30 • Qi Chong

Stomach • 30

Surging Qi. Meeting Point on the Stomach Channel with the Penetrating Vessel.

At the superior border of the pubic symphysis, 2 cun lateral to the anterior midline, at the level of CV 2. **Caution Avoid the Femoral Vein, spermatic cord in men and round ligament in women.**

ST31 • Bi Guan

Stomach • 31

Thigh Joint.

On the anterior thigh, directly inferior to the anterior superior iliac spine, in the depression lateral to the sartorius muscle.

ST32 • Fu Tu

Stomach • 32

Crouching Rabbit.

On the anterior thigh, on a line between the anterior superior iliac spine and the superolatero patella, 6 cun superior to lateral patella.

ST33 • Yin Shi

Stomach • 33

Yin Market.

On the anterior thigh, on a line between the anterior superior iliac spine and the superolatero patella, 3 cun superior to lateral patella.

ST34 • Liang Qiu

Stomach • 34

Beam Hill. Xi Cleft Point on the Stomach Channel.

On the anterior thigh, on a line between the anterior superior iliac spine and the superolatero patella, 2 cun superior to lateral patella. **Contraindication: Do Not Needle If Pregnancy is known/suspect.**

ST35 • Du Bi

Stomach • 35

Calf's Nose

At the knee region, in the depression below the lateral side of the patella when the knee is flexed slightly.

ST36 • Zu San Li

Stomach • 36

Leg Three Li. He Sea Point on the Stomach Channel. Special Command Point for the Abdomen. Earth Point on the Earth Meridian.

On the leg, one finger breadth lateral to the tibia's anterior crest, 3 cun inferior to ST 35 in the depression to the lateral side of the patella.

ST37 • Shang Ju Xu

Stomach • 37

Upper Great Hollow. Lower He Sea Point of the Large Intestine. Lower Body Sea of Blood Point with ST39.

On the leg, one finger breadth lateral to the tibia's anterior crest, 6 cun inferior to ST 35 in the depression to the lateral side of the patella.

ST38 • Tiao Kou

Stomach • 38

Ribbon Opening.

On the leg, one cun lateral to the tibia's anterior crest, at the midpoint of a line between ST 35 at the lateral patella and the lateral malleolus.

ST39 • Xia Ju Xu

Stomach • 39

Lower Great Hollow. Lower He Sea Point of the Small Intestine. Lower Body Sea of Blood Point with ST37.

On the leg, one cun inferior to ST 38 at the midpoint of a line between ST 35 at the lateral patella and the lateral malleolus.

ST40 • Feng Long

Stomach • 40

Bountiful Bulge. Luo Connecting Point on the Stomach Channel to SP3. On the leg, one cun lateral to ST 38 at the midpoint of a line between ST 35 at the lateral patella and the lateral malleolus.

ST41 • Jie Xi

Stomach • 41

Ravine Divide. Jing River Point on the Stomach Channel. Fire Point on Earth Meridian. On the dorsum of the foot, between tendons of muscles extensor digitorum longus and extensor hallucis longus, level with the tip of the lateral malleolus.

ST42 • Chong Yang

Stomach • 42

Surging Yang. Yuan Source Point on the Stomach Channel.

On the dorsum of the foot, 1.5 cun inferior to ST 41, in the depression between the second and third metatarsals and cuneiform bones.

Caution Avoid the Dorsal Artery.

ST43 • Xian Gu

Stomach • 43

Sunken Valley. Shu Stream Point on the Stomach Channel. Wood Point on Earth Meridian.

On the dorsum of the foot, between the second and third metatarsal bones, 1.5 cun superior to the web margin, in line with the lateral side of the second digit.

ST44 • Nei Ting

Stomach • 44

Inner Court. Ying Spring Point on the Stomach Channel. Water Point on Earth Meridian.

On the dorsum of the foot, at the proximal end of the web between the second and third toes.

ST45 • Li Dui

Stomach • 45

Severe Mouth. Jing Well Point on the Stomach Channel. Metal Point on Earth Meridian.

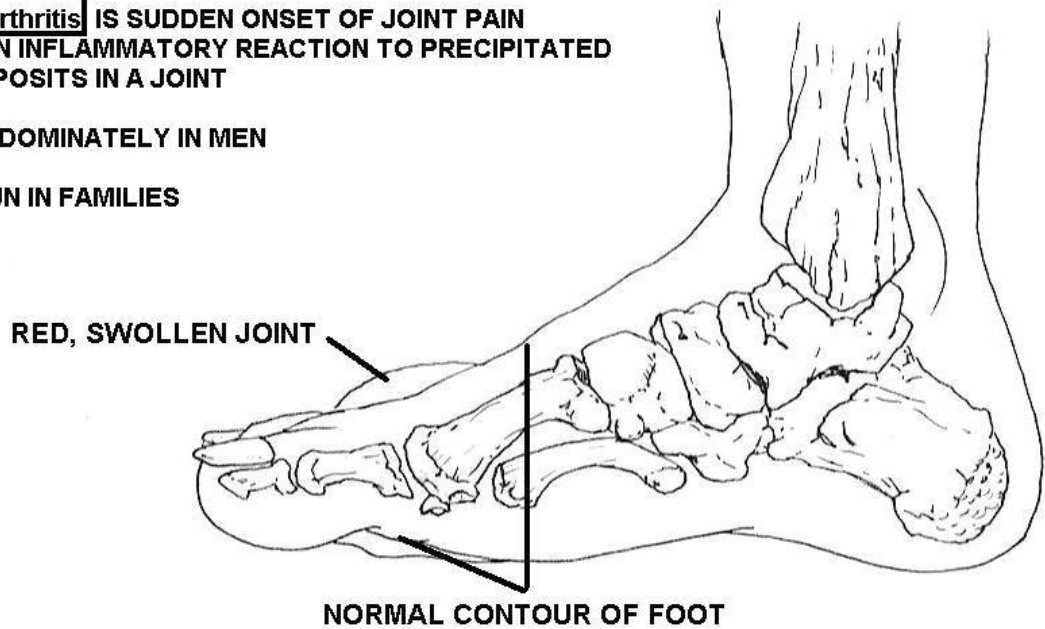
On the lateral side of the second toe, 0.1 cun from the corner of the nail bed.

GOUT

- PRESENTS AS A PAINFUL FORM OF ARTHRITIS
- CAUSED BY EXCESS URIC ACID IN THE BLOOD TISSUES
- FREQUENTLY AFFECTS LARGE JOINT OF THE BIG TOE, ALTHOUGH ANY JOINT CAN BE AFFECTED

- **Acute Gouty Arthritis** IS SUDDEN ONSET OF JOINT PAIN CAUSED BY AN INFLAMMATORY REACTION TO PRECIPITATED URIC ACID DEPOSITS IN A JOINT

- OCCURS PREDOMINATELY IN MEN
- TENDS TO RUN IN FAMILIES



Triple Burner Meridian

TB1 • Guan Chong

Triple Burner • 1

Passage Hub. Jing Well Point on the Triple Energizer Channel. Metal Point on Fire Meridian. On the ulnar side of the fourth digit, 0.1 cun from the corner of the nailbed.

TB2 • Ye Men

Triple Burner • 2

Humor Gate. Ying Spring Point on the Triple Energizer Channel. Water Point on Fire Meridian.

On the dorsum of the hand, 0.5 cun from the web margin between the fourth and fifth digits.

TB3 • Zhong Zhu

Triple Burner • 3

Central Islet. Shu Stream Point on the Triple Energizer Channel. Wood Point on Fire Meridian. On the dorsum of the hand, in the depression proximal to the fourth and fifth metacarpophalangeal joints.

TB4 • Yang Chi

Triple Burner • 4

Yang Pool. Yuan Source Point on the Triple Energizer Channel.

On the dorsal transverse wrist crease, between the tendons of muscles extensor digitorum and extensor digiti minimi.

TB5 • Wai Guan

Triple Burner • 5

Outer Pass. Luo Connecting Point on Triple Energizer Channel to PC7. Confluent Point of the Yang Linking Vessel.

On the dorsal forearm, between the radius and ulna, 2 cun superior to TE 4 at the dorsal transverse wrist crease.

TB6 • Zhi Gou

Triple Burner • 6

Branch Ditch. Jing River Point on Triple Energizer Channel. Fire Point on Fire Meridian.

On the dorsal forearm, between the radius and ulna, 3 cun superior to TE 4 at the dorsal transverse wrist crease.

TB7 • Hui Zong

Triple Burner • 7

Convergence and Gathering. Xi Cleft Point on Triple Energizer Channel.

On the dorsal forearm, 3 cun superior to the dorsal transverse wrist crease, on the radial border of the ulna, at the level of TE 6.

TB8 • San Yang Luo

Triple Burner • 8

Three Yang Connection. Intersection Point for the three Yang Channels of the arm.

On the dorsal forearm, between the radius and ulna, 4 cun superior to TE 4 at the dorsal transverse wrist crease.

TB9 • Si Du

Triple Burner • 9

Four Rivers.

On the dorsal forearm, between the radius and ulna, 7 cun superior to TE 4 at the dorsal transverse wrist crease.

TB10 • Tian Jing

Triple Burner • 10

Celestial Well. He Sea Point on the Triple Energizer Channel. Earth Point on Fire Meridian.

In the posterior cubital region, in the depression 1 cun superior to the olecranon when the elbow is flexed.

TB11 • Qing Leng Yuan

Triple Burner • 11

Clear Cold Abyss.

In the posterior cubital region, 2 cun superior to the olecranon when the elbow is flexed.

TB12 • Xiao Luo

Triple Burner • 12

Dispersing Riverbed

On the posterior upper arm, 5 cun superior to the olecranon, on a line joining TE 10 at the posterior elbow and TE 14 posterior and inferior to the acromion.

TB13 • Nao Hui

Triple Burner • 13

Upper Arm Convergence. Meeting Point on the Triple Energizer Channel with the Yang Linking Vessel.

On the posterior border of the deltoid muscle, 2 cun inferior to TE 14 at the posterior and inferior to the acromion.

TB14 • Jian Liao

Triple Burner • 14

Shoulder Bone Hole. Meeting Point on the Triple Energizer Channel with the Yang Linking Vessel.

On the posterior deltoid region, in the posterior depression on the lateral border of the acromion when the arm is abducted 90 degrees.

TB15 • Tian Liao

Triple Burner • 15

Celestial Bone Hole. Meeting Point on the Triple Energizer Channel with the Gall Bladder Channel and Yang Linking Vessel.

In the scapular region, on the superior angle of the scapula, at the insertion of latissimus scapulae muscle.

TB16 • Tian You

Triple Burner • 16

Celestial Oriole. Major Window of the Sky Point.

On the lateral neck, posterior and inferior to the mastoid process on the posterior border of sternocleidomastoid muscle.

TB17 • Yi Feng

Triple Burner • 17

Wind Screen. Meeting Point on the Triple Energizer Channel with the Gall Bladder Channel.

At the ear, in the depression between the mastoid process and the mandible, behind the earlobe.

TB18 • Qi Mai

Triple Burner • 18

Spasm Vessel.

On the mastoid bone, posterior to the ear, at the junction of the lower and middle third of the curve that connects TE 17 at the earlobe and TE 20 at the apex of the ear.

TB19 • Lu Xi

Triple Burner • 19

Skull's Rest.

On the mastoid bone, posterior to the ear, at the junction of the middle and upper third of the curve that connects TE 17 at the earlobe and TE 20 at the apex of the ear.

TB20 • Jiao Sun

Triple Burner • 20

Angle Vertex. Meeting Point on the Triple Energizer Channel with the Small Intestine and Gall Bladder Channels.

In the temporal region, within the hairline, superior to the apex of the ear.

TB21 • Er Men
Triple Burner • 21

Ear Gate.

Anterior to the ear, in the depression anterior to the suprtragic notch and posterior to the mandibular condyloid process when the mouth is open.

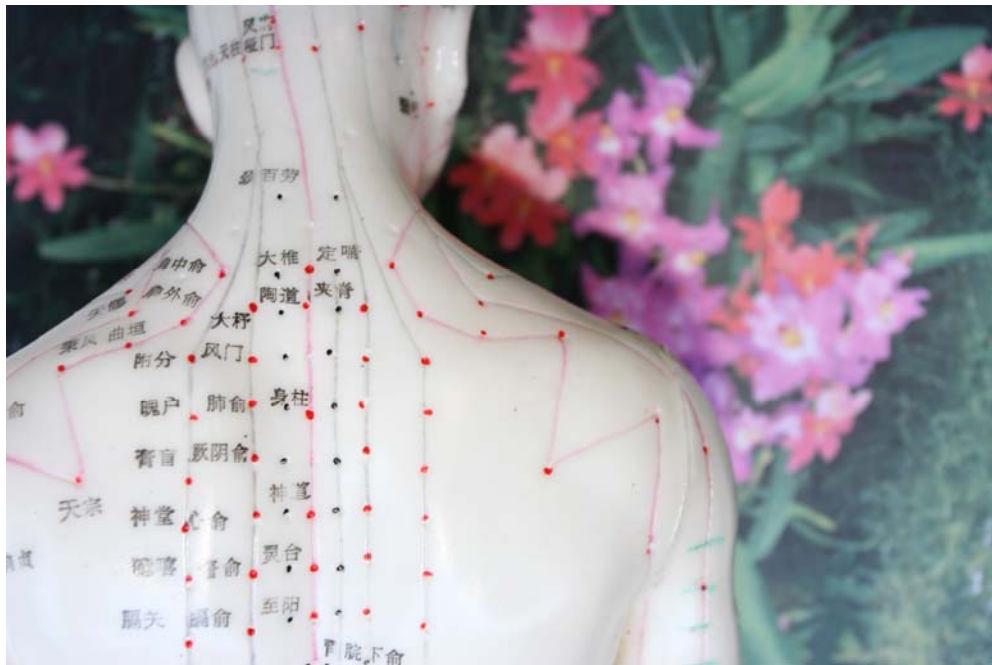
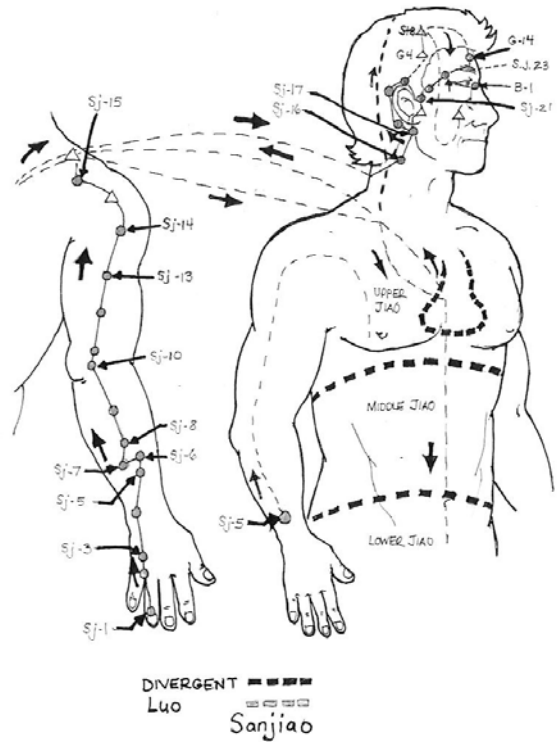
TB22 • He Liao
Triple Burner • 22

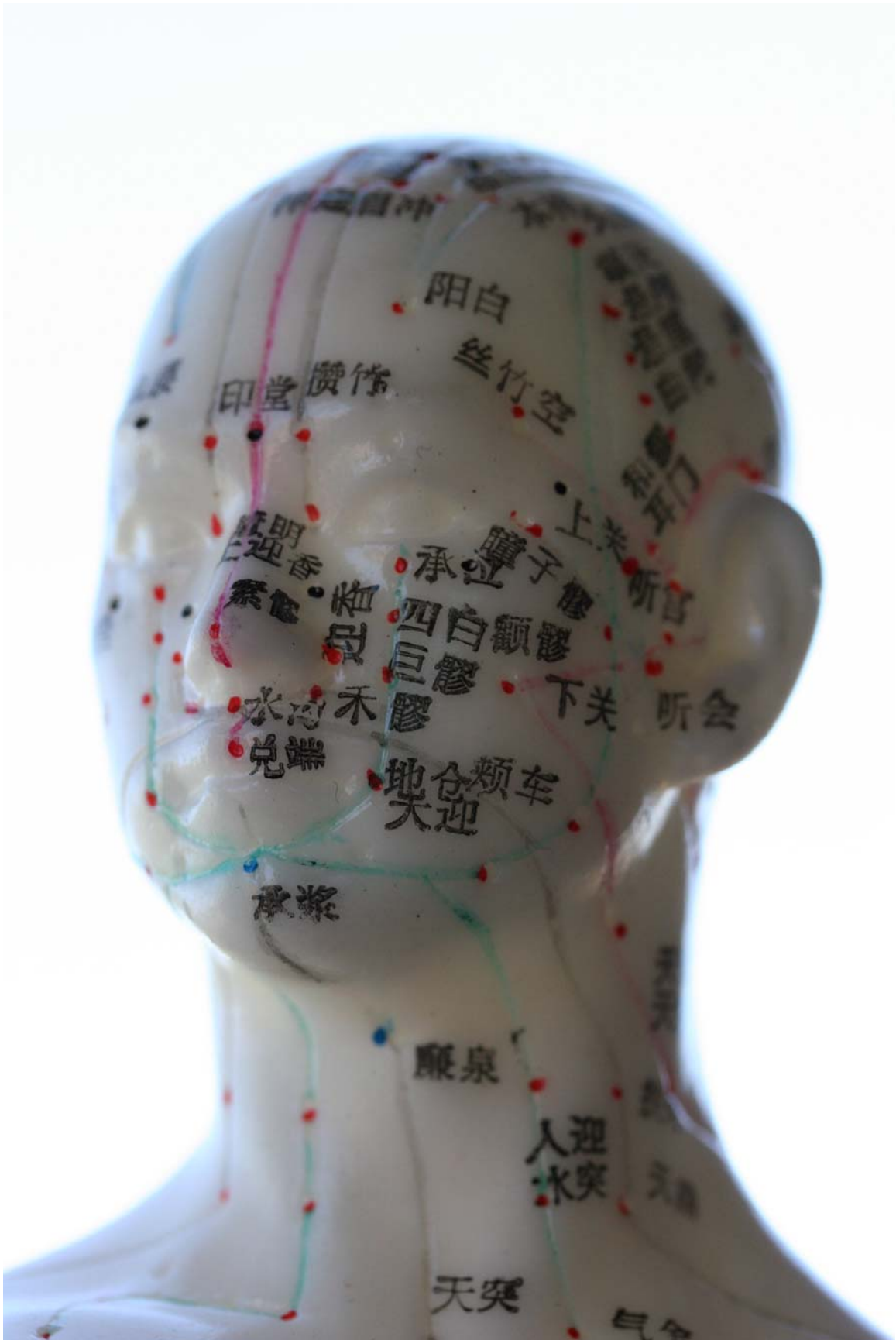
Harmony Bone Hole. Meeting Point on the Triple Energizer Channel with the Small Intestine and Gall Bladder Channels.

Anterior to the ear, on the hairline, level with the lateral canthus of the eye.

TB23 • Si Zhu Kong
Triple Burner • 23

Silk Bamboo Hole. In the depression at the lateral end of the eyebrow.





Chinese Name and Acupuncture Point Location

Alphabetical Order

Bai Huan Shu BL30	Er Jian LI2	Huang Men BL51
Bai Hui GV20	Er Men TB21	Hui Yang BL35
Bao Huang BL53	Fei Shu BL13	Hui Yin CV1
Ben Shen GB13	Fei Yang BL58	Hui Zong TB7
Bi Guan ST31	Feng Chi GB20	Hun Men BL47
Bi Nao LI14	Feng Fu GV16	Ji Mai LR12
Bing Feng SI12	Feng Long ST40	Ji Men SP11
Bu Lang KI22	Feng Men BL12	Ji Quan HE1
Bu Rong ST19	Feng Shi GB31	Ji Zhong GV6
Chang Qiang GV1	Fu Ai SP16	Jia Che ST6
Cheng Fu BL36	Fu Bai GB10	Jia Xi GB43
Cheng Guang BL6	Fu Fen BL41	Jian Jing GB21
Cheng Jiang CV24	Fu Jie SP14	Jian Li CV11
Cheng Jin BL56	Fu Liu KI7	Jian Liao TB14
Cheng Ling GB18	Fu She SP13	Jian Shi PC5
Cheng Man ST20	Fu Tu LI18	Jian Wai Shu SI14
Cheng Qi ST1	Fu Tu ST32	Jian Yu LI15
Cheng Shan BL57	Fu Xi BL38	Jian Zhen SI9
Chi Ze LU5	Fu Yang BL59	Jian Zhong Zhu SI15
Chong Men SP12	Gan Shu BL18	Jiao Sun TB20
Chong Yang ST42	Gao Huan Shu BL43	Jiao Xin KI8
Ci Liao BL32	Ge Guan BL46	Jie Xi ST41
Da Bao SP21	Ge Shu BL17	Jin Men BL63
Da Chang Shu BL25	Gong Sun SP4	Jin Suo GV8
Da Du SP2	Guan Chong TB1	Jing Gu BL64
Da Dun LR1	Guan Men ST22	Jing Men GB25
Da He KI12	Guan Yuan CV4	Jing Ming BL1
Da Heng SP15	Guan Yuan Shu BL26	Jing Qu LU8
Da Ju ST27	Guang Ming GB37	Jiu Wei CV15
Da Ling PC7	Gui Lai ST29	Ju Gu LI16
Da Ying ST5	Han Yan GB4	Ju Liao GB29
Da Zhong KI4	He Gu LI4	Ju Liao ST3
Da Zhu BL11	He Liao LI19	Ju Que CV14
Dai Mai GB26	He Liao TB22	Jue Yin Shu BL14
Dan Shu BL19	Heng Gu KI11	Kong Zui LU6
Daz Hui GV14	Hey Yng BL55	Ku Fang ST14
Di Cang ST4	Hou Ding GV19	Kun Lun BL60
Di Ji SP8	Hou Xi SI3	Lao Gong PC8
Di Wu Hui GB42	Hua Gai CV20	Li Dui ST45
Du Bi ST35	Hua Rou Men ST24	Li Gou LR5
Du Shu BL16	Huan Shu KI16	Lian Quan CV23
Dui Duan GV27	Huan Tiao GB30	Liang Men ST21

Liang Qiu ST34
Lie Que LU7
Ling Dao HE4
Ling Tai GV10
Ling Xu KI24
Lou Gu SP7
Lu Xi TB19
Luo Que BL8
Mei Chong BL3
Ming Men GV4
Mu Chuang GB16
Nao Hu GV17
Nao Hui TB13
Nao Kong GB19
Nao Shu SI10
Nei Guan PC6
Nei Ting ST44
Pang Guang Shu BL28
Pi Shu BL20
Pian Li LI6
Po Hu BL42
Pu Can BL61
Qi Chong ST30
Qi Hai CV6
Qi Hai Shu BL24
Qi Hu ST13
Qi Mai TB18
Qi Men LR14
Qi She ST11
Qi Xue KI13
Qian Ding GV21
Qian Gu SI2
Qiang Jian GV18
Qing Leng Yuan TB11
Qing Ling HE2
Qiu Xu GB40
Qu Bin GB7
Qu Chai BL4
Qu Chi LI11
Qu Gu CV2
Qu Quan LR8
Qu Yaun SI13
Qu Ze PC3
Quan Liao SI18
Que Pen ST12
Ran Gu KI2

Ren Ying ST9
Ri Yue GB24
Ru Gen ST18
Ru Zhong ST17
San Jian LI3
San Jiao Shu BL22
San Yang Luo TB8
San Yin Jiao SP6
Shan Guan CV13
Shan Zhong CV17
Shang Guan GB3
Shang Ju Xu ST37
Shang Lian LI9
Shang Liao BL31
Shang Qu KI17
Shang Qui SP5
Shang Xing GV23
Shang Yang LI1
Shao Chong HE9
Shao Fu HE8
Shao Hai HE3
Shao Shang LU11
Shao Ze SI1
Shen Cang KI25
Shen Dao GV11
Shen Feng KI23
Shen Mai BL62
Shen Men HE7
Shen Que CV8
Shen Shu BL23
Shen Tang BL44
Shen Ting GV24
Shen Zhu GV12
Shi Dou SP17
Shi Guan KI18
Shi Men CV5
Shou San Li LI10
Shou Wu Li LI13
Shu Fu KI27
Shu Gu BL65
Shuai Gu GB8
Shui Dao ST28
Shui Fen CV9
Shui Gou GV26
Shui quan KI5
Shui Tu ST10

Si Bai ST2
Si Du TB9
Si Man KI14
Si Zhu Kong TB23
Su Liao GV25
Tai Bai SP3
Tai Chong LR3
Tai Xi KI3
Tai Yi ST23
Tai Yuan LU9
Tao Dao GV13
Tian Chi PC1
Tian Chong GB9
Tian Chuang SI16
Tian Ding LI17
Tian Fu LU3
Tian Jing TB10
Tian Liao TB15
Tian Quan PC2
Tian Rong SI17
Tian Shu ST25
Tian Tu CV22
Tian Xi SP18
Tian You TB16
Tian Zhu BL10
Tian Zong SI11
Tiao Kou ST38
Ting Gong SI19
Ting Hui GB2
Tong Gu BL66
Tong Gu KI20
Tong Li HE5
Tong Tian BL7
Tong Zi Liao GB1
Tou Lin Qi GB15
Tou Qiao Yin GB11
Tou Wei ST8
Wai Guan TB5
Wai Ling ST26
Wai Qui GB36
Wan Gu GB12
Wan Gu SI4
Wei Cang BL50
Wei Dao GB28
Wei Shu BL21
Wei Yang BL39

Wei Zhong BL40
Wen Liu LI7
Wu Chu BL5
Wu Shu GB27
Wu Yi ST15
Xi Guan LR7
Xi Men PC4
Xi Yang Guan GB33
Xia Bai LU4
Xia Guan CV10
Xia Guan ST7
Xia Ju Xu ST39
Xia Lian LI8
Xia Liao BL34
Xian Gu ST43
Xiao Chang Shu BL27
Xiao Hai SI8
Xiao Luo TB12
Xin Hui GV22
Xin Shu BL15
Xing Jian LR2
Xiong Xiang SP19
Xuan Ji CV21
Xuan Li GB6
Xuan Lu GB5
Xuan Shu GV5
Xuan Zhong GB39
Xue Hai SP10
Ya Men GV15
Yang Bai GB14
Yang Chi TB4
Yang Fu GB38
Yang Gang BL48

Yang Gu SI5
Yang Jiao GB35
Yang Lao SI6
Yang Ling Quan GB34
Yang Xi LI5
Yao Shu GV2
Yao Yang Guan GV3
Ye Men TB2
Yi Feng TB17
Yi She BL49
Yi Xi BL45
Yin Bai SP1
Yin Bao LR9
Yin Du KI19
Yin Gu KI10
Yin Jiao CV7
Yin Jiao GV28
Yin Lian LR11
Yin Ling Quan SP9
Yin Men BL37
Yin Shi ST33
Yin Xi HE6
Ying Chuang ST16
Ying Xiang LI20
Yong Quan KI1
You Men KI21
Yu Ji LU10
Yu Tang CV18
Yu Zhen BL9
Yu Zhong KI26
Yuan Ye GB22
Yun Men LU2
Zan Zhu BL2

Zhang Men LR13
Zhao Hai KI6
Zhe Jin GB23
Zheng Ying GB17
Zhi Bian BL54
Zhi Gou TB6
Zhi Shi BL52
Zhi Yang GV9
Zhi Yin BL67
Zhi Zheng SI7
Zhon Guan CV12
Zhong Chong PC9
Zhong Du GB32
Zhong Du LR6
Zhong Feng LR4
Zhong Fu LU1
Zhong Ji CV3
Zhong Liao BL33
Zhong Lu Shu BL29
Zhong Shu GV7
Zhong Ting CV16
Zhong Zhu KI15
Zhong Zhu TB3
Zhou Liao LI12
Zhou Rong SP20
Zhu Bin KI9
Zi Gong CV19
Zu Lin Qi GB41
Zu Qiao Yin GB44
Zu San Li ST36
Zu Wu Li LR10



Dr. Rusty's Exercise Number 2 Chinese Symbols

Example 手少陰心經 = (心) Heart

Place the correct organ with the correct Chinese Meridian. Answers are on the back of this page.

安置正確器官以正確中國子午線。答復是在這頁後面。

1. 手太陰肺經
2. 足太陽膀胱經
3. 足少陰腎經
4. 足太陰脾經
5. 足陽明胃經
6. 足少陽膽經
7. 足厥陰肝經
8. 手太陽小腸經
9. 手少陽三焦經
10. 手陽明大腸經
11. 手厥陰心包經

Here are the organs. Try to match these up to the correct meridian.

這器官。設法匹配這些由正確子午線決定。

(三焦) Triple Warmer (肝) Liver (脾) Spleen

(膽) Gall Bladder (大腸) Large Intestine (肺) Lung (腎) Kidney

(膀胱) Bladder (心包) Pericardium (小腸) Small Intestine

(胃) Stomach

Answers to Exercise Number 2

- | | |
|----------------------|---------------|
| 1. 手太陰肺經 | 1. (肺) Lung |
| 2. 足太陽膀胱經
Bladder | 2. (膀胱) |
| 3. 足少陰腎經 | 3. (腎) Kidney |
| 4. 足太陰脾經 | 4. (脾) Spleen |
| 5. 足陽明胃經
Stomach | 5. (胃) |
| 6. 足少陽膽經
Bladder | 6. (膽) Gall |

- | | |
|-------------------------------|--------------|
| 7. 足厥陰肝經 | 7. (肝) Liver |
| 8. 手太陽小腸經
Small Intestine | 8. (小腸) |
| 9. 手少陽三焦經
Triple Warmer | 9. (三焦) |
| 10. 手陽明大腸經
Large Intestine | 10. (大腸) |
| 11. 手厥陰心包經
Pericardium | 11. (心包) |



Miscellaneous Causes of Disease

Excessive Sexual Activity: Excessive sexual activity depletes one's vital energy. The body draws on Essence at ejaculation and orgasm. Excessive sexual activity depends on the strength of one's Essence which reaches a peak during the twenties and then declines slowly. If the constitution is strong, more activity is possible. Men's ejaculation is more depleting than women's orgasm, but a woman loses Essence through the process of childbirth. Sexual activity not leading to ejaculation in men is thought to be non-detrimental to health. Excessive sexual activity is one that leads to marked fatigue, especially if accompanied by other symptoms such as dizziness, blurred vision, lower backache, weak knees and frequent urination. Sexual activity should be seriously curtailed if there is Qi or Blood deficiency, or especially in the presence of a weakness of the Kidneys. Men are more affected than women by a Kidney weakness (women's sexual energy is more related to Blood than men's which is more related to Essence). Lack of sexual activities is also considered a disease.

Kidney-Essence: Kidney-Essence and Kidney-Yin are important for the nourishment of the Uterus, and their deficiency may cause infertility in women.

Kidney-Yang Deficiency: Kidney-Yang deficiency may lead to a lack of sexual desire or to an inability to enjoy sex or reach orgasm. In men, it can lead to impotence and premature ejaculation.

Kidney-Yin deficiency may lead to excessive sexual desire that can never be satisfied. The person may also have vivid sexual dreams resulting in nocturnal emissions in men and orgasms in women.

Latrogenesis: This includes the side effects of any medical treatment, and illnesses caused by medical treatment. In acupuncture or Asian bodywork therapy, this is a minor problem only, as the body can readjust itself after a few days, but with herbal therapy there is a potential risk.



Over-Exertion: This is a frequent problem in the West. Insufficient rest over a period of months or years means that the body has to draw on Jing (Original Essence) for additional strength. There are three types of overwork: mental overwork; physical overwork; excessive physical exercise. Physical work depletes the Spleen-Qi. Repetitive use of muscles may cause localized Qi or Blood stagnation. Irregular and exhausting exercise depletes the Qi. Excessive lifting can deplete the Kidneys and the lower back, and so does excessive standing. Mental overwork includes working long hours in conditions of extreme stress, eating irregular meals, being always in a hurry, over a long period. Overthinking depletes the Spleen, while the irregular diet depletes the Stomach-Qi or Stomach-Yin which can lead to a Kidney-Yin deficiency. Exercise is good for the health, but not when done to the point of exhaustion. However, lack of exercise also leads to stagnation of Qi, and this can lead to Dampness. Yoga and Tai Chi Chuan are good for those deficient in Qi who do not have enough energy for more rigorous exercise.

Parasites and Poisons: Treated with herbal prescriptions.

Poor Constitution: The person's constitutional strength depends on the health and age of their parents, particularly at the time of conception, because the child's Pre-Heaven Essence is formed by the fusion of the parental Essences. It also depends especially on the mother's health and age during the pregnancy. A severe shock during pregnancy is also detrimental to the health of the child. Many childhood diseases, particularly whooping cough, indicate a weak constitution. Pre-Heaven Essence can be prematurely drained through overwork, inadequate rest, alcohol, excessive sexual activity or can be preserved and enhanced by Tai Qi Quan, meditation, breathing exercise, and Qi Gung. The constitution determines how much Qi you have in reserve to combat any stress factors that might undermine your health. Small ears with short ear lobes, according to the Chinese, show constitutional weaknesses.

Poor Dietary Habit: From a Chinese point of view, diet can be unbalanced from a quantitative and a qualitative point of view. Malnutrition is such a problem, found all over the world. It seriously weakens the Qi and the Blood and results in Spleen Deficiency. It is caused by eating food with no calorific or nutritive value, or by adhering too strictly to fixed diets. Trying to loose weight by not eating enough is also detrimental. Over-eating also weakens the Spleen and Stomach, and leads to retention of Food characterized by a bloated feeling in the Stomach, belching, nausea and gastric reflux (heartburn). Excessive consumption of food that is Hot or Cold in energy can also be detrimental. Large quantities of cooling food (fruits, fruit juice and ice cream, salads) can injure the Yang of the Spleen. Excessive consumption of sweet foods and sugar also blocks the Spleen function and leads to Dampness. Oily, fried and greasy food, including deep-fried food, milk, cheese, butter, cream, ice-cream, bananas, peanuts, fatty meats, should be reduced in amount, as it may cause Dampness. Excessive consumption of hot food (alcohol and spicy food) should be reduced by those who are Yin deficient, especially of the Liver and Stomach. It is not only what one eats, it is also the way one eats it. Eating in a hurry, going straight back to work after eating, eating late in the evening, eating in a state of emotional tension can lead to Stomach Yin deficiency. The main problem is a lifestyle one, and that is what has to be changed.

Rest: Too little rest, and a person cannot transform food into Blood and Body Fluids; too much rest, on the other hand, leads to Dampness and Stagnation.

Trauma: Trauma includes physical accidents such as broken bones and bruising. A slight trauma causes Stagnation of Qi, a more serious one, stasis of Blood. In all cases, it causes pain, bruising and swelling. It may cause long-term stagnation of Qi if combined with other factors such as External Dampness. Shiatsu can help with old injuries by increasing Qi and blood circulation that is often blocked where there is scar tissue.

不同原因引发的疾病

(Miscellaneous Causes of Disease)

过度性行为:

性行为过度损耗一个人的生命能。人体在高潮和射精时吸收精髓。性行为是否过度取决于一个人的精髓力，当人在二十几岁时精髓力达到一个顶峰，然后缓慢下降。如果一个人的体质强壮，更多的性行为是可能的。男人们的射精比女人们的性高潮更耗力，但是一个女人可以通过生育过程丧失精髓力。男人们不射精的性行为被认为对健康无害。过度性行为引起明显的疲劳，特别是可能会伴随其他症状，诸如，晕眩，视力模糊，腰后背疼痛，膝软和经常性排尿。如果一个人气虚或血虚，特别是肾虚，他需要严肃的减少性行为。肾虚对男人们的影响比对女人们更大(比起男人们更依赖于精髓力，女人们的性能量更依赖于血液)。过少性行为也被认为是一种疾病。

肾精:

肾精和肾阴对子宫健康很重要，两者的短缺可能会引起女子不育。

肾阳短缺:

肾阳短缺可能会引起性冷淡，亦或达到高潮能力的丧失。对于男人们，肾阳短缺可以引起阳萎和射精过早。

肾阴短缺可能会引起无法满足的性欲望过度。一个人也可以有逼真的性梦，这导致男人们夜间遗精和女人们在梦中达到性高潮。

不良反应:

它包括药物治疗的副作用，和由于药物治疗引起的疾病。对于针灸或亚洲人体疗法，人体自身在几天后能够重新调整，药物副作用仅仅是一个微不足道的问题，但是草药疗法还是有潜在的危险的。

过劳:

在西方这是一个经常性问题:超过一定时期的休息不足导致人体为了获得额外的机能不得不吸收自身精髓。如今的三种过劳类型是:脑过劳，体过劳，过度体质锻炼。体力工作消耗脾气。肌肉的持续使用会导致局限的气或血停滞。非经常性的过度锻炼消耗“气”。过度举重可以导致肾衰竭和损害腰背部。脑力工作包括长期性的在高压下长时间的工作，不规则进餐，经常性匆忙的行动。当不规则的进食损耗脾气或胃阴而导致肾阴不足，过度思考也会消化脾脏。锻炼有利于健康，但不是过度锻炼。然而，缺少锻炼也会导致气停滞，并且也会导致湿气。瑜伽和太极拳帮助对气不足和缺乏精力的人得到更多的锻炼。

寄生物和毒物: 用草药治疗。

体质差:

一个人的体质能力取决于他们的健康程度和他们父母的年龄，特别是在母亲的妊娠期，因为儿童的先天精髓是通过父母精髓的融合而形成的。先天精髓也特别取决于母亲的健康和怀孕年龄。母亲在怀孕期经历剧烈的情绪激动也对孩子的健康有害。很多儿童期疾病，特别是百日咳，显示了儿童的体弱。过劳，缺乏休息，酗酒，过度性行为使先天精髓过早的被消耗完。但是通过太极拳，沉思，呼吸锻炼和气功，先天精髓可以被保藏和增强。体质决定一个人拥有多少气以帮助减少压力等暗中损害健康因素的影响。根据中国老话，小耳朵和短耳垂显示一个人的体质偏弱。

不良饮食习惯:

在中国人的观念中，饮食也会是质和量上的不平衡。营养不良是一个全球化的问题。它严重的削弱气和血并导致脾虚。营养不良是由于进食无热量或无营养价值的食品，或太固执和严格的进食固定食品。尝试通过饥饿疗法来减肥也是有害的。然后过食也会削弱脾和胃，并且导致胃胀气而产生分泌闭止，打嗝，恶心和胃气回流(胃痛)等症状。过度进食热性或凉性的食品也对精力有害。大量的冷冻食品(水果，果汁和冰激凌，沙拉)会伤害脾阳。过量进食甜食和糖会阻塞脾功能并导致湿气。油炸，油腻的食品，包括油煎食品，牛奶，奶酪，黄油，奶油，冰激凌，香蕉，花生，肥肉等，这些食品由于能导致湿气从而应该减少此类食品的进食量。对于阴虚，特别是肝虚和胃虚的人，应避免过度进食热性食品(酒精和辣食)。健康饮食习惯不仅取决于吃什么，也取决于进食方式。进食过快，进食完立刻继续工作，晚餐用餐太晚，进食时情绪紧张都可以导致胃阴虚。最终问题还是需要改变一个人的生活方式。

休息:

太少的休息导致人的身体不能将食物转换成血液和体液；而另一方面，太多的休息会导致湿气和瘀阻。

创伤:

创伤包括身体意外事故，诸如骨折和淤青。微小的创伤可以导致气停滞，更严重的会导致血液淤积。在所有的病例中，体格创伤导致疼痛，瘀伤和肿胀。如果和其他诸如皮肤湿气等因素结合，体格创伤也可能引起长期气停滞。指压按摩疗法可以通过增加气和血流动来愈合旧伤，因为气血经常会被疤痕组织阻塞住。

编辑: 姚斐 (FEI YAO)

中国学生顾问

External Causes of Disease: The Evil Pernicious Influences

External causes of diseases are of a physical nature and are due to climatic factors. They encroach upon the body from the outside environment. They are also called *External Pathogenic Factors*, *Evils*, or *Excesses*. Evils can penetrate the body when the weather is unseasonably excessive or when the Defensive Qi is weak and they cause an imbalance. If our defensive system is strong, it simply repels the invasion or adjusts to the sudden changes; if the defensive system is weak or the Evil unusually strong, an illness develops and may go progressively deeper in the body. Usually there is an aversion to the Evil one is affected by. Evils can appear in combination or alone.

An Evil describes both the cause of the condition and the condition. When a patient is described as suffering from Wind Heat, it does not necessarily mean that it was caused by Wind or Heat. It is the way the body reacts and a description of symptoms. However, Evils tend to be a predominant cause or aggravation of a disease in their related seasons. An Evil can penetrate either via the mouth, the nose or the skin. Heat invades more readily by the nose and mouth.

Cold: External cold can penetrate the body of those who live or work in cold conditions or cannot dress properly. It causes Qi stagnation and results in contraction of muscles and joints, cramping pain and watery discharge.

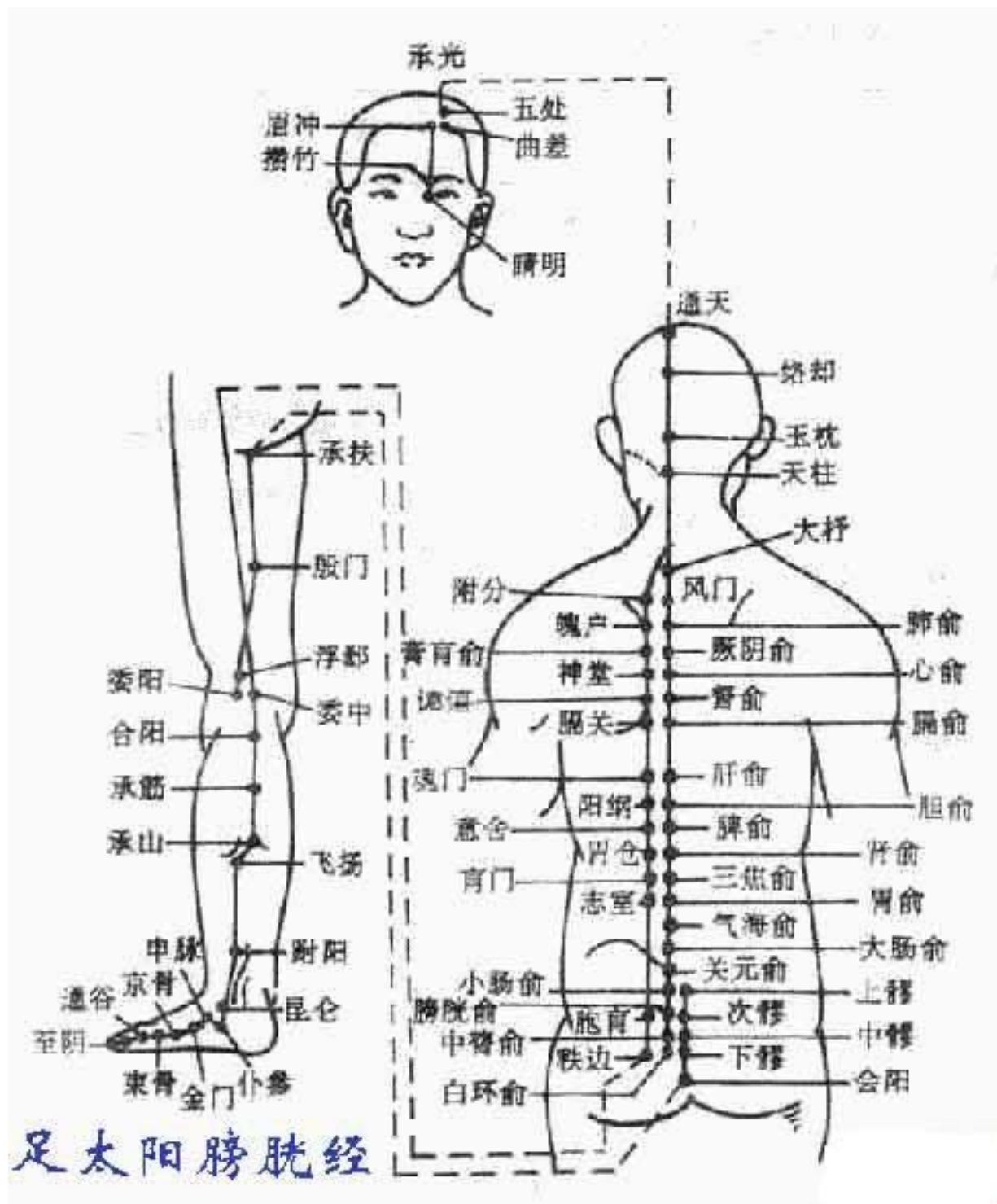
Dampness: Exposure to damp weather, wearing wet clothes, a humid environment can cause External Dampness to invade. It often combines with Heat and Cold.

Dryness: Dryness attacks are usually limited to the respiratory tract or the skin.

Fire/Summer Heat: External Heat can penetrate the body of those who live or work in hot conditions, and it may combine with external pathogenic factors such as Wind or Damp.

Wind: This term usually suggests a pattern of disharmony rather than a climatic factor. It can appear in any season and it can combine with any other evil. Some people get neck problems from exposure to Wind, and the presence of Wind can worsen the impact of the other climatic factors.





The Formula Flow Chart below is to help the students determine the right way of diagnosis proper remedy. You can also call it Point Indications.

Formula Flow Chart

Secondary Problem Alphabetized

Circulation Problems

Secondary: Arrhythmia

Circulation Problems
 Secondary: Arrhythmia
 Final: Abdominal Distention
 BL19 . Dan Shu, CV13 . Shan Guan,
 LR2 . Xing Jian, SP6 . San Yin Jiao, ST36 .
 Zu San Li

Circulation Problems
 Secondary: Arrhythmia
 Final: Abdominal Fullness
 PC6 . Nei Guan

Circulation Problems
 Secondary: Arrhythmia
 Final Abdominal Pain
 PC6 . Nei Guan

Circulation Problems
 Secondary: Arrhythmia
 Final Agitation
 GV20 . Bai Hui, PC3 . Qu Ze,
 PC5 . Jian Shi

Circulation Problems
 Secondary: Arrhythmia
 Final Ankle Conditions
 BL62 . Shen Mai

Circulation Problems
 Secondary: Arrhythmia
 Final Anxiety HE1 . Ji Quan

Circulation Problems
 Secondary: Arrhythmia
 Final Arm Contraction
 PC6 . Nei Guan

Circulation Problems
 Secondary: Arrhythmia

Final Arm Pain
 HE5 . Tong Li, PC2 . Tian Quan, PC3 . Qu
 Ze, PC6 . Nei Guan, TB10 . Tian Jing, TB2 .
 Ye Men

Circulation Problems
 Secondary: Arrhythmia
 Final Cardiac Arrhythmia
 BL15 . Xin Shu, HE5 . Tong Li

Circulation Problems
 Secondary: Arrhythmia
 Final Cardiac Conditions
 BL15 . Xin Shu, HE8 . Shao Fu, PC7 . Da
 Ling

Circulation Problems
 Secondary: Arrhythmia
 Final Cardiac Pain
 CV14 . Ju Que, HE7 . Shen Men, HE8 . Shao
 Fu, PC7 . Da Ling

Circulation Problems
 Secondary: Arrhythmia
 Final Cough
 HE5 . Tong Li

Circulation Problems
 Secondary: Arrhythmia
 Final Depression
 HE7 . Shen Men, LR5 . Li Gou

Circulation Problems
 Secondary: Arrhythmia
 Final Dream Disturbed Sleep
 HE7 . Shen Men

Circulation Problems
 Secondary: Arrhythmia
 Final Eye Disorders
 BL64 . Jing Gu

Circulation Problems
 Secondary: Arrhythmia
 Final Fright Palpitations
 GV11 . Shen Dao, GV24 . Shen Ting

Circulation Problems
Secondary: Arrhythmia
Final Nausea
KI26 . Yu Zhong

Circulation Problems
Secondary: Arrhythmia
Final Palpitations
BL14 . Jue Yin Shu, CV15 . Jiu Wei,
HE6 . Yin Xi, HE9 . Shao Chong

Circulation Problems
Secondary: Arrhythmia
Final Posterior Shoulder Pain
PC2 . Tian Quan

Circulation Problems
Secondary: Arrhythmia
Final Pounding Of The Heart
HE9 . Shao Chong

Circulation Problems
Secondary: Blood Pressure

Circulation Problems
Secondary: Blood Pressure
Final: Abdominal Pain
GV26 . Shui Gou, LI11 . Qu Chi, LI4 . He Gu,
LR3 . Tai Chong, SP6 . San Yin Jiao, ST36 .
Zu San Li, TB5 . Wai Guan

Circulation Problems
Secondary: Blood Pressure
Final: Agitation
LR2 . Xing Jian

Circulation Problems
Secondary: Blood Pressure
Final: Amenorrhea
ST40 . Feng Long

Circulation Problems
Secondary: Blood Pressure
Final: Anal Prolapse
GV20 . Bai Hui

Circulation Problems
Secondary: Blood Pressure
Final: Anger
PC8 . Lao Gong

Circulation Problems
Secondary: Blood Pressure
Final: Arm Motor Impairment
LI15 . Jian Yu

Circulation Problems
Secondary: Blood Pressure
Final: Asthma
GV14 . Daz Hui, LI18 . Fu Tu, PC6 . Nei
Guan, ST9 . Ren Ying

Circulation Problems
Secondary: Blood Pressure
Final: Back Pain
GB20 . Feng Chi

Circulation Problems
Secondary: Blood Pressure
Final: Bitter Taste
GB34 . Yang Ling Quan

Circulation Problems
Secondary: Blood Pressure
Final: Cardiac Pain
PC9 . Zhong Chong

Circulation Problems
Secondary: Blood Pressure
Final: Chest Pain
GB43 . Jia Xi

Circulation Problems
Secondary: Blood Pressure
Final: Constipation
KI1 . Yong Quan

Circulation Problems
Secondary: Blood Pressure
Final: Cough
LU7 . Lie Que, ST9 . Ren Ying

Circulation Problems
Secondary: Blood Pressure
Final: Deafness
GV20 . Bai Hui

Circulation Problems
Secondary: Blood Pressure
Final: Hypotension
GV25 . Su Liao

Question: Circulation
Secondary: Chest

Question: Circulation
Secondary: Chest
Final: Abdominal Distention
BL27 . Xiao Chang Shu, SP9 .
Yin Ling Quan

Question: Circulation
Secondary: Chest
Final: Abdominal Pain
LU10 . Yu Ji, SI19 . Ting Gong

Question: Circulation
Secondary: Chest
Final: Amenorrhea
SP6 . San Yin Jiao

Question: Circulation
Secondary: Chest
Final: Arm Pain
LU5 . Chi Ze, SI8 . Xiao Hai

Question: Circulation
Secondary: Chest
Final: Below Heart Distention And Fullness
LI13 . Shou Wu Li

Question: Circulation
Secondary: Chest
Final: Breast Swelling
SI1 . Shao Ze

Question: Circulation
Secondary: Chest
Final: Cardiac Arrhythmia
PC6 . Nei Guan

Question: Circulation
Secondary: Chest
Final: Cough
LU11 . Shao Shang

Question: Circulation
Secondary: Chest
Final: Dizziness
BL3 . Mei Chong, BL4 . Qu Chai

Question: Circulation
Secondary: Chest
Final: Fever LU11 . Shao Shang, LU8 . Jing
Qu, PC9 . Zhong Chong,

Question: Circulation
Secondary: Chest
Final: Finger Pain LU11 . Shao Shang

Question: Circulation
Secondary: Edema

Question: Circulation
Secondary: Edema
Final: Abdominal Distention
BL17 . Ge Shu, BL20 . Pi Shu, BL22 . San
Jiao Shu, GB39 . Xuan Zhong, KI7 . Fu Liu,
LR13 . Zhang Men, SP1 . Yin Bai, SP2 . Da
Du, SP4 . Gong Sun, SP5 . Shang Qui

Question: Circulation
Secondary: Edema
Final: Abdominal Pain
BL20 . Pi Shu, CV3 . Zhong Ji, CV4 . Guan
Yuan, CV8 . Shen Que, SP4 . Gong Sun,
SP9 . Yin Ling Quan, ST25 . Tian Shu, ST29
. Gui Lai, ST43 . Xian Gu

Question: Circulation
Secondary: Edema
Final: Allergies
ST36 . Zu San Li

Question: Circulation
Secondary: Edema
Final: Amenorrhea
LI4 . He Gu

Question: Circulation
Secondary: Edema
Final: Anger
LR2 . Xing Jian

Question: Circulation
Secondary: Edema
Final: Ankle Conditions
GB38 . Yang Fu, GB40 . Qiu Xu,
LR3 . Tai Chong

Question: Circulation
Secondary: Edema
Final: Aphasia
ST4 . Di Cang

Question: Circulation
Secondary: Edema
Final: Apprehension
PC5 . Jian Shi

Question: Circulation
Secondary: Edema
Final: Ascites
CV9 . Shui Fen, LI6 . Pian Li, SP17 . Shi
Dou, SP9 . Yin Ling Quan

Question: Circulation
Secondary: Edema
Final: Asthma
BL23 . Shen Shu, LU5 . Chi Ze, LU9 . Tai
Yuan, SI17 . Tian Rong

Question: Circulation
Secondary: Edema
Final: Axillary Edema
GB22 . Yuan Ye

Question: Circulation
Secondary: Edema
Final: Axillary Swelling
BL19 . Dan Shu

Question: Circulation
Secondary: Edema
Final: Borborygmus
KI7 . Fu Liu, SP6 . San Yin Jiao

Question: Circulation
Secondary: Edema
Final: Breast Pain
GB41 . Zu Lin Qi

Question: Circulation
Secondary: Edema
Final: Cardiac Conditions
PC6 . Nei Guan

Question: Circulation
Secondary: Edema
Final: Cardiac Pain
GV26 . Shui Gou

Question: Circulation
Secondary: Edema
Final: Chest Discomfort
GB34 . Yang Ling Quan

Question: Circulation,
Secondary: Edema
Final: Chest Pain
PC7 . Da Ling

Question: Circulation
Secondary: Edema
Final: Coma GV26 . Shui Gou

Question: Circulation
Secondary: Edema
Final: Constipation
KI6 . Zhao Hai

Question: Circulation
Secondary: Edema
Final: Cystitis
BL58 . Fei Yang, GB29 . Ju Liao

Question: Circulation
Secondary: Edema
Final: Deafness
GB20 . Feng Chi, GB43 . Jia Xi,
SI8 . Xiao Hai

Question: Circulation
Secondary: Edema
Final: Diarrhea KI7 . Fu Liu

Question: Circulation
Secondary: Edema
Final: Dysuria BL52 . Zhi Shi

Question: Circulation
Secondary: Edema
Final: Edema
CV11 . Jian Li, CV5 . Shi Men, CV9 . Shui
Fen, LI6 . Pian Li . SP8 . Di Ji,
ST22 . Guan Men

Question: Circulation
Secondary: Edema
Final: Eye Deviation
LU7 . Lie Que

Question: Circulation
Secondary: Edema
Final: Facial And Head Edema
ST41 . Jie Xi

Question: Circulation
Secondary: Edema
Final: Facial And Lower Cheek Edema
ST5 . Da Ying

Question: Circulation
Secondary: Edema
Final: Facial Edema
ST6 . Jia Che

Question: Circulation
Secondary: Edema
Final: Fever
SI2 . Qian Gu

Question: Circulation
Secondary: Edema
Final: Uterine Prolapse
BL36 . Cheng Fu

Question: Circulation
Secondary: Hemorrhage

Question: Circulation
Secondary: Hemorrhage
Final: Appetite Absent
BL20 . Pi Shu

Question: Circulation
Secondary: Syncope

Question: Circulation
Secondary: Syncope
Final: Abdominal Distention
CV12 . Zhon Guan

Question: Circulation
Secondary: Syncope
Final: Amenorrhea
CV3 . Zhong Ji

Question: Circulation
Secondary: Syncope
Final: Anal Prolapse
CV8 . Shen Que

Question: Circulation
Secondary: Syncope
Final: Asthma
CV17 . Shan Zhong, ST36 . Zu San Li

Question: Circulation
Secondary: Syncope
Final: Bitter Taste
LR2 . Xing Jian

Question: Circulation
Secondary: Syncope
Final: Cardiac Pain
PC8 . Lao Gong

Question: Circulation
Secondary: Syncope
Final: Chest Discomfort
CV14 . Ju Que

Question: Circulation
Secondary: Syncope
Final: Common Cold
BL2 . Zan Zhu

Question: Circulation
Secondary: Syncope
Final: Deafness
GV15 . Ya Men, LI1 . Shang Yang

Question: Circulation
Secondary: Syncope
Final: Diarrhea
SP1 . Yin Bai

Question: Circulation
Secondary: Syncope
Final: Dizziness BL7 . Tong Tian, GV20 . Bai Hui, KI1 . Yong Quan

Question: Circulation
Secondary: Syncope
Final: Dysuria
LR1 . Da Dun

Question: Circulation
Secondary: Syncope
Final: Edema
GV26 . Shui Gou

Question: Circulation
Secondary: Syncope
Final: Facial Muscle Paralysis
LI19 . He Liao, LU7 . Lie Que

Question: Circulation
Secondary: Syncope
Final: Headache
BL7 . Tong Tian, PC9 . Zhong Chong

Question: Circulation
Secondary: Syncope
Final: Loss Of Consciousness
LU11 . Shao Shang

Question: Circulation
Secondary: Syncope
Final: Syncope
HE9 . Shao Chong

Question: Circulation
Secondary: TCM

Question: Circulation
Secondary: TCM
Final: Abdominal Distention
KI15 . Zhong Zhu, LR14 . Qi Men

Question: Circulation
Secondary: TCM
Final: Abdominal Masses
CV13 . Shan Guan, LR13 . Zhang Men

Question: Circulation
Secondary: TCM,
Final: Abdominal Pain
SP16 . Fu Ai, ST30 . Qi Chong

Question: Circulation
Secondary: TCM
Final: Bone Disorders
BL23 . Shen Shu

Question: Circulation
Secondary: TCM
Final: Childbirth Disorders
ST30 . Qi Chong

Question: Circulation
Secondary: TCM
Final: Depression
LR3 . Tai Chong

Question: Circulation:
Secondary: TCM
Final: Dry Tongue
KI7 . Fu Liu

Question: Circulation
Secondary: TCM, Final: Headache
BL62 . Shen Mai, GB41 . Zu Lin Qi, GV20 .
Bai Hui, GV23 . Shang Xing, LI4 . He Gu,
LR8 . Qu Quan, LU9 . Tai Yuan

Question: Digestion
Secondary: Abdominal

Question: Digestion:
Secondary: Abdominal
Final: Abdominal Fullness
GB39 . Xuan Zhong

Question: Digestion:
Secondary: Abdominal
Final: Abdominal Masses
BL18 . Gan Shu

Question: Digestion
Secondary: Abdominal
Final: Breast Pain
LR14 . Qi Men

Question: Digestion
Secondary: Abdominal
Final: Breast Swelling
LR14 . Qi Men

Question: Digestion
Secondary: Abdominal
Final: Constipation
GB34 . Yang Ling Quan

Question: Digestion
Secondary: Abdominal
Final: Dizziness
ST2 . Si Bai

Question: Digestion
Secondary: Abdominal
Final: Edema BL52 . Zhi Shi

Question: Digestion
Secondary: Abdominal
Final: Facial Edema LI20 . Ying Xiang

Question: Digestion
Secondary: Abdominal
Final: Thigh Lateral Distention
BL38 . Fu Xi

Question: Digestion
Secondary: Abdominal
Final: Tibial Bone Pain
ST36 . Zu San Li

Question: Digestion
Secondary: Abdominal Distention
Final: Abdominal Discomfort
BL45 . Yi Xi

Question: Digestion
Secondary: Abdominal Distention
Final: Abdominal Distention
BL21 . Wei Shu, BL25 . Da Chang Shu, BL26
. Guan Yuan Shu, BL53 . Bao Huang, CV10 .
Xia Guan, CV11 . Jian Li, CV6 . Qi Hai, GB24
. Ri Yue, GB25 . Jing Men, KI16 . Huan Shu

Question: Digestion
Secondary: Abdominal Distention
Final: Abdominal Distention And Fullness
ST22 . Guan Men

Question: Digestion
Secondary: Abdominal Distention
Final: Abdominal Distention And Pain
KI20 . Tong Gu

Question: Digestion
Secondary: Abdominal Distention
Final: Abdominal Fullness
ST28 . Shui Dao

Question: Digestion
Secondary: Abdominal Distention
Final: Abdominal Pain
BL16 . Du Shu, BL25 . Da Chang Shu, BL40
. Wei Zhong, CV12 . Zhon Guan, KI10 . Yin
Gu, LR13 . Zhang Men, SP2 . Da Du, SP5 .
Shang Qui

Question: Digestion
Secondary: Abdominal Distention
Final: Allergies
LI11 . Qu Chi

Question: Digestion
Secondary: Abdominal Distention
Final: Anuria
BL39 . Wei Yang

Question: Digestion
Secondary: Abdominal Distention
Final: Anxiety
BL15 . Xin Shu

Question: Digestion
Secondary: Abdominal Distention
Final: Appetite Absent
ST25 . Tian Shu

Question: Digestion
Secondary: Abdominal Distention
Final: Ascites
BL22 . San Jiao Shu, CV5 . Shi Men

Question: Digestion
Secondary: Abdominal Distention
Final: Asthma
KI3 . Tai Xi, LU1 . Zhong Fu

Question: Digestion
Secondary: Abdominal Distention
Final: Back Pain
BL20 . Pi Shu

Question: Digestion
Secondary: Abdominal Distention
Final: Beriberi
SP9 . Yin Ling Quan

Question: Digestion
Secondary: Abdominal Distention
Final: Body Heaviness SP3 . Tai Bai

Question: Digestion
Secondary: Abdominal Distention
Final: Borborygmus
CV13 . Shan Guan, LR13 . Zhang Men, ST36
. Zu San Li, ST43 . Xian Gu

Question: Digestion
Secondary: Abdominal Distention
Final: Chest Discomfort
LU5 . Chi Ze

Question: Digestion
Secondary: Abdominal Distention
Final: Constipation
BL33 . Zhong Liao, CV12 . Zhong Guan, LR2 .
Xing Jian

Question: Digestion
Secondary: Abdominal Distention
Final: Cough
CV14 . Ju Que

Question: Digestion
Secondary: Abdominal Distention
Final: Deafness
TB10 . Tian Jing

Question: Digestion
Secondary: Abdominal Distention
Final: Diarrhea
SP6 . San Yin Jiao

Question: Digestion
Secondary: Abdominal Distention
Final: Dream Disturbed Sleep
SP1 . Yin Bai

Question: Digestion
Secondary: Abdominal Distention
Final: Dysmenorrhea
LR5 . Li Gou

Question: Digestion
Secondary: Abdominal Distention
Final: Genital Pain
LR1 . Da Dun, ST30 . Qi Chong

Question: Digestion
Secondary: Abdominal Distention
Final: Hypogastric Distention And Fullness
T27 . Da Ju

Question: Digestion
Secondary: Abdominal Distention
Final: Indigestion
CV14 . Ju Que

Question: Digestion
Secondary: Abdominal Distention
Final: Jaundice
CV14 . Ju Que

Question: Digestion
Secondary: Abdominal Distention
Final: Lower Abdominal Disorders
ST26 . Wai Ling

Question: Digestion
Secondary: Abdominal Distention
Final: Toothache
LI7 . Wen Liu

Question: Digestion
Secondary: Abdominal Fullness

Question: Digestion
Secondary: Abdominal Fullness
Final: Abdominal Distention And Fullness
SP7 . Lou Gu

Question: Digestion
Secondary: Abdominal Fullness
Final: Abdominal Fullness
BL50 . Wei Cang, GV7 . Zhong Shu, LR10 .
Zu Wu Li

Question: Digestion
Secondary: Abdominal Fullness
Final: Amenorrhea
CV4 . Guan Yuan

Question: Digestion
Secondary: Abdominal Fullness
Final: Ankle Conditions
GB39 . Xuan Zhong

Question: Digestion
Secondary: Abdominal Fullness
Final: Asthma
BL17 . Ge Shu

Question: Digestion
Secondary: Abdominal Fullness
Final: Borborygmus
CV10 . Xia Guan

Question: Digestion
Secondary: Abdominal Fullness
Final: Constipation
BL28 . Pang Guang Shu

Question: Digestion
Secondary: Abdominal Fullness
Final: Diarrhea
BL40 . Wei Zhong, CV12 . Zhon Guan

Question: Digestion
Secondary: Abdominal Fullness
Final: Dizziness
LR2 . Xing Jian

Question: Digestion
Secondary: Abdominal Fullness
Final: Dry Tongue K11 . Yong Quan

Question: Digestion
Secondary: Abdominal Fullness
Final: Genital Swelling
ST30 . Qi Chong

Question: Digestion
Secondary: Abdominal Fullness
Final: Hypogastric Fullness
LR10 . Zu Wu Li

Question: Digestion
Secondary: Abdominal Hardness

Question: Digestion
Secondary: Abdominal Hardness
Final: Axillary Swelling
GB40 . Qiu Xu

Question: Digestion
Secondary: Abdominal Hardness
Final: Constipation
BL32 . Ci Liao

Question: Digestion
Secondary: Abdominal Hardness
Final: Epigastric Hardness Below The Heart
BL51 . Huang Men

Question: Digestion
Secondary: Abdominal Hardness
Final: Stomach Pain
CV10 . Xia Guan

Question: Digestion
Secondary: Abdominal Masses

Question: Digestion
Secondary: Abdominal Masses
Final: Abdominal Masses
SP12 . Chong Men, SP13 . Fu She

Question: Digestion
Secondary: Abdominal Masses
Final: Abdominal Pain
BL18 . Gan Shu, BL21 . Wei Shu, KI17 .
Shang Qu, LR8 . Qu Quan

Question: Digestion
Secondary: Abdominal Masses
Final: Anuria
CV3 . Zhong Ji

Question: Digestion
Secondary: Abdominal Masses
Final: Borborygmus BL22 . San Jiao Shu

Question: Digestion
Secondary: Abdominal Masses
Final: Coma PC8 . Lao Gong

Question: Digestion
Secondary: Abdominal Masses
Final: Diarrhea
BL20 . Pi Shu, BL28 . Pang Guang Shu

Question: Digestion
Secondary: Abdominal Pain

Question: Digestion
Secondary: Abdominal Pain
Final: Abdominal Cold Pain
SP15 . Da Heng

Question: Digestion
Secondary: Abdominal Pain
Final: Abdominal Discomfort
BL49 . Yi She

Question: Digestion
Secondary: Abdominal Pain
Final: Abdominal Distention
LI8 . Xia Lian, SP15 . Da Heng

Question: Digestion
Secondary: Abdominal Pain
Final: Abdominal Masses CV6 . Qi Hai

Question: Digestion
Secondary: Abdominal Pain
Final: Abdominal Pain
BL11 . Da Zhu, BL27 . Xiao Chang Shu,
BL34 . Xia Liao, BL48 . Yang Gang, CV5 .
Shi Men, GB26 . Dai Mai, GB27 . Wu Shu,
KI16 . Huan Shu, KI18 . Shi Guan, KI21 . You
Men

Question: Digestion
Secondary: Abdominal Pain
Final: Abdominal Pain Or Swelling
SP13 . Fu She

Question: Digestion
Secondary: Abdominal Pain
Final: Abdominal Swelling
CV7 . Yin Jiao

Question: Digestion
Secondary: Abdominal Pain
Final: Amenorrhea
ST29 . Gui Lai

Question: Digestion
Secondary: Abdominal Pain
Final: Ankle Conditions
LR4 . Zhong Feng

Question: Digestion
Secondary: Abdominal Pain
Final: Appetite Absent
BL21 . Wei Shu

Question: Digestion
Secondary: Abdominal Pain
Final: Arm Motor Impairment
T B5 . Wai Guan

Question: Digestion
Secondary: Abdominal Pain
Final: Arm Pain
LU6 . Kong Zui, PC5 . Jian Shi, TB6 . Zhi
Gou

Question: Digestion
Secondary: Abdominal Pain
Final: Asthma
BL24 . Qi Hai Shu, ST40 . Feng Long

Question: Digestion
Secondary: Abdominal Pain
Final: Axillary Swelling
PC5 . Jian Shi

Question: Digestion
Secondary: Abdominal Pain
Final: Back Pain
BL18 . Gan Shu

Question: Digestion
Secondary: Abdominal Pain
Final: Beriberi
ST37 . Shang Ju Xu

Question: Digestion
Secondary: Abdominal Pain
Final: Bone Disorders
BL17 . Ge Shu

Question: Digestion
Secondary: Abdominal Pain
Final: Borborygmus
BL16 . Du Shu, BL25 . Da Chang Shu, CV8 .
Shen Que, SP3 . Tai Bai, SP4 . Gong Sun,
ST25 . Tian Shu, ST37 . Shang Ju Xu

Question: Digestion
Secondary: Abdominal Pain
Final: Cardiac Pain
CV13 . Shan Guan, PC6 . Nei Guan

Question: Digestion
Secondary: Abdominal Pain:
Final: Chest Discomfort
LR14 . Qi Men, PC6 . Nei Guan

Question: Digestion
Secondary: Abdominal Pain
Final: Constipation
BL25 . Da Chang Shu, SP2 . Da Du, SP3 .
Tai Bai, ST25 . Tian Shu

Question: Digestion
Secondary: Abdominal Pain
Final: Coughing Blood
PC7 . Da Ling

Question: Digestion
Secondary: Abdominal Pain
Final: Deafness
BL23 . Shen Shu

Question: Digestion
Secondary: Abdominal Pain
Final: Diarrhea
BL25 . Da Chang Shu, GB25 . Jing Men, LR3
. Tai Chong, SP4 . Gong Sun, SP9 . Yin Ling
Quan

Question: Digestion
Secondary: Abdominal Pain
Final: Diarrhea with Undigested Food
SP9 . Yin Ling Quan

Question: Digestion
Secondary: Abdominal Pain
Final: Digestive Disturbances
CV12 . Zhon Guan, GB24 . Ri Yue, SP4 .
Gong Sun

Question: Digestion
Secondary: Abdominal Pain
Final: Dizziness
BL18 . Gan Shu, GB43 . Jia Xi, LR3 . Tai
Chong, LR8 . Qu Quan, SI8 . Xiao Hai

Question: Digestion
Secondary: Abdominal Pain
Final: Chest Lumps
BL18 . Gan Shu

Question: Digestion
Secondary: Abdominal Pain
Final: Chest Pain
PC6 . Nei Guan, ST36 . Zu San Li

Question: Digestion
Secondary: Abdominal Pain
Final: Dorsal Foot Painful Swelling
ST43 . Xian Gu

Question: Digestion
Secondary: Abdominal Pain
Final: Dyspnea
CV12 . Zhon Guan

Question: Digestion
Secondary: Abdominal Pain
Final: Dysuria
KI1 . Yong Quan, KI10 . Yin Gu

Question: Digestion
Secondary: Abdominal Pain
Final: Edema
KI6 . Zhao Hai

Question: Digestion
Secondary: Abdominal Pain
Final: Endocrine Disorders
LR3 . Tai Chong

Question: Digestion
Secondary: Abdominal Pain
Final: Epigastric Pain
BL51 . Huang Men, ST20 . Cheng Man

Question: Digestion
Secondary: Abdominal Pain
Final: Genital Pain
LR4 . Zhong Feng

Question: Digestion
Secondary: Abdominal Pain
Final: Genital Swelling
LR1 . Da Dun

Question: Digestion
Secondary: Abdominal Pain
Final: Hernia
KI10 . Yin Gu, ST30 . Qi Chong

Question: Digestion
Secondary: Abdominal Pain
Final: Hiccough
ST34 . Liang Qiu

Question: Digestion
Secondary: Abdominal Pain
Final: Hypogastric Pain
KI11 . Heng Gu, LR12 . Ji Mai, LR6 . Zhong Du

Question: Digestion
Secondary: Abdominal Pain
Final: Impotence
KI10 . Yin Gu, ST30 . Qi Chong

Question: Digestion
Secondary: Abdominal Pain
Final: Intestinal Pain
CV11 . Jian Li

Question: Digestion
Secondary: Abdominal Pain
Final: Loss Of Consciousness
PC9 . Zhong Chong

Question: Digestion
Secondary: Abdominal Pain
Final: Lower Abdominal Pain
GB28 . Wei Dao

Question: Digestion
Secondary: Abdominal Pain
Final: Memory Impaired
CV14 . Ju Que

Question: Digestion
Secondary: Abdominal Pain
Final: Menstrual Disorders
SP8 . Di Ji

Question: Digestion
Secondary: Abdominal Pain
Final: Periumbilical Pain
CV7 . Yin Jiao, CV9 . Shui Fen, SP14 . Fu Jie, SP16 . Fu Ai

Question: Digestion
Secondary: Abdominal Pain
Final: Periumbilical Pain Acute
ST22 . Guan Men

Question: Digestion
Secondary: Abdominal Pain
Final: Stomach Pain
ST23 . Tai Yi

Question: Digestion
Secondary: Appetite

Question: Digestion
Secondary: Appetite
Final: Agitation
BL13 . Fei Shu

Question: Digestion
Secondary: Appetite
Final: Anal Prolapse
ST21 . Liang Men

Question: Digestion
Secondary: Appetite
Final: Ankle Conditions
SP5 . Shang Qui

Question: Digestion
Secondary: Appetite
Final: Appetite Absent
GV9 . Zhi Yang, KI17 . Shang Qu

Question: Digestion
Secondary: Appetite
Final: Back Pain LU10 . Yu Ji

Question: Digestion
Secondary: Appetite
Final: Body Aches General
GB39 . Xuan Zhong

Question: Digestion
Secondary: Appetite
Final: Borborygmus
BL21 . Wei Shu, CV9 . Shui Fen

Question: Digestion
Secondary: Appetite
Final: Cardiac Pain
KI3 . Tai Xi, LR13 . Zhang Men

Question: Digestion
Secondary: Appetite
Final: Chest Pain
BL21 . Wei Shu, LR14 . Qi Men

Question: Digestion
Secondary: Appetite
Final: Constipation
ST36 . Zu San Li

Question: Digestion
Secondary: Appetite
Final: Cough
BL17 . Ge Shu, ST36 . Zu San Li

Question: Digestion
Secondary: Appetite
Final: Diarrhea
BL23 . Shen Shu, SP2 . Da Du, SP3 . Tai Bai, ST25 . Tian Shu

Question: Digestion
Secondary: Appetite
Final: Digestive Disturbances
BL25 . Da Chang Shu, SP6 . San Yin Jiao

Question: Digestion
Secondary: Appetite
Final: Dysmenorrhea
CV3 . Zhong Ji

Question: Digestion
Secondary: Appetite
Final: Dysuria
BL25 . Da Chang Shu, LR8 . Qu Quan, SP9 . Yin Ling Quan

Question: Digestion
Secondary: Appetite
Final: Edema
BL20 . Pi Shu

Question: Digestion
Secondary: Appetite
Final: Elbow Problems
TB1 . Guan Chong, TB10 . Tian Jing

Question: Digestion:
Secondary: Appetite
Final: Endometriosis
SP4 . Gong Sun

Question: Digestion
Secondary: Appetite
Final: Eyelid Spasm
ST4 . Di Cang

Question: Digestion
Secondary: Appetite
Final: Fever
BL64 . Jing Gu, SP1 . Yin Bai

Question: Digestion
Secondary: Appetite
Final: Gastric Ulcer
CV12 . Zhon Guan

Question: Digestion
Secondary: Appetite
Final: Gastrointestinal Disorders
BL20 . Pi Shu

Question: Digestion
Secondary: Appetite
Final: Hernia Pain LR4 . Zhong Feng

Question: Digestion
Secondary: Appetite
Final: Jaundice LR4 . Zhong Feng

Question: Digestion
Secondary: Appetite
Final: No Appetite
KI24 . Ling Xu, SP8 . Di Ji, ST19 . Bu Rong, ST20 . Cheng Man, ST22 . Guan Men

Question: Digestion
Secondary: Appetite
Final: No Desire To Eat
GV7 . Zhong Shu

Question: Digestion
Secondary: Appetite
Final: No Pleasure In Eating
BL48 . Yang Gang, CV10 . Xia Guan, CV11 . Jian Li, KI22 . Bu Lang

Question: Digestion
Secondary: Appetite
Final: No Pleasure In Eating With Abdominal Distention
ST42 . Chong Yang

Question: Digestion
Secondary: Borborygmus

Question: Digestion
Secondary: Borborygmus
Final: Appetite Absent
ST21 . Liang Men

Question: Digestion
Secondary: Borborygmus
Final: Appetite Excessive
SP5 . Shang Qui

Question: Digestion
Secondary: Borborygmus
Final: Asthma
GV9 . Zhi Yang

Question: Digestion
Secondary: Borborygmus
Final: Borborygmus
BL48 . Yang Gang, BL53 . Bao Huang, GB25 .
Jing Men, LI9 . Shang Lian, SP17 . Shi Dou,
SP7 . Lou Gu, ST20 . Cheng Man, ST22 .
Guan Men

Question: Digestion
Secondary: Borborygmus
Final: Borborygmus With Abdominal Pain
LI7 . Wen Liu

Question: Digestion
Secondary: Borborygmus
Final: Cardiac Pain
BL16 . Du Shu

Question: Digestion
Secondary: Borborygmus
Final: Constipation
BL34 . Xia Liao, ST44 . Nei Ting

Question: Digestion
Secondary: Borborygmus
Final: Diarrhea
BL21 . Wei Shu, BL22 . San Jiao Shu, CV8 .
Shen Que, ST36 . Zu San Li, ST37 . Shang
Ju Xu

Question: Digestion
Secondary: Borborygmus
Final: Dizziness
BL23 . Shen Shu, SP6 . San Yin Jiao

Question: Digestion
Secondary: Borborygmus
Final: Dysmenorrhea
BL32 . Ci Liao

Question: Digestion
Secondary: Borborygmus
Final: Edema
KI7 . Fu Liu, SP3 . Tai Bai, ST25 . Tian Shu,
ST43 . Xian Gu

Question: Digestion
Secondary: Borborygmus
Final: Elbow Problems
PC6 . Nei Guan

Question: Digestion
Secondary: Borborygmus
Final: Eye Disorders
LI3 . San Jian, LR3 . Tai Chong

Question: Digestion
Secondary: Borborygmus
Final: Fever Without Sweating
CV13 . Shan Guan

Question: Digestion
Secondary: Borborygmus
Final: Gastrointestinal Disorders Acute
SP3 . Tai Bai

Question: Digestion
Secondary: Borborygmus
Final: Intestinal Disorders
BL25 . Da Chang Shu, SP4 . Gong Sun

Question: Digestion
Secondary: Dysenteric Disorder

Question: Digestion
Secondary: Dysenteric Disorder
Final: Abdominal Pain
CV6 . Qi Hai, SP15 . Da Heng

Question: Digestion
Secondary: Dysenteric Disorder
Final: Arm Pain
LI11 . Qu Chi, LI4 . He Gu

Question: Digestion
Secondary: Dysenteric Disorder
Final: Arm Tremor
PC3 . Qu Ze

Question: Digestion
Secondary: Dysenteric Disorder
Final: Constipation
BL27 . Xiao Chang Shu

Question: Digestion
Secondary: Dysenteric Disorder
Final: Diarrhea
CV4 . Guan Yuan, ST44 . Nei Ting

Question: Digestion
Secondary: Dysenteric Disorder
Final: Digestive Disturbances
BL22 . San Jiao Shu, KI14 . Si Man, ST37 .
Shang Ju Xu

Question: Digestion
Secondary: Dysenteric Disorder
Final: Dysenteric Disorder
BL29 . Zhong Lu Shu, BL35 . Hui Yang,
SP16 . Fu Ai, SP8 . Di Ji, ST39 . Xia Ju Xu

Question: Digestion
Secondary: Dysenteric Disorder
Final: Edema
SP9 . Yin Ling Quan

Question: Digestion
Secondary: Dysenteric Disorder
Final: Fever Without Sweating
KI7 . Fu Liu

Question: Digestion
Secondary: Dysenteric Disorder
Final: Gastrointestinal Disorders
CV12 . Zhon Guan, ST25 . Tian Shu

Question: Digestion
Secondary: Dysenteric Disorder
Final: Headache
SP3 . Tai Bai

Question: Digestion
Secondary: Dysenteric Disorder
Final: Hemiplegia
BL40 . Wei Zhong

Question: Digestion
Secondary: Dysenteric Disorder
Final: Hemorrhage Chronic
BL20 . Pi Shu

Question: Digestion
Secondary: Dysenteric Disorder
Final: Jaundice
SP4 . Gong Sun

Question: Digestion
Secondary: Dysenteric Disorder
Final: Leg Numbness
BL25 . Da Chang Shu

Question: Digestion
Secondary: Emesis

Question: Digestion
Secondary: Emesis
Final: Agitation
BL15 . Xin Shu, PC4 . Xi Men

Question: Digestion
Secondary: Emesis
Final: Anal Prolapse
GV1 . Chang Qiang

Question: Digestion
Secondary: Emesis
Final: Arm Contraction
HE4 . Ling Dao

Question: Digestion
Secondary: Emesis
Final: Arm Motor Impairment
LI16 . Ju Gu, LI5 . Yang Xi

Question: Digestion
Secondary: Emesis
Final: Arm Numbness
HE3 . Shao Hai

Question: Digestion
Secondary: Emesis
Final: Arm Pain
LI10 . Shou San Li

Question: Digestion
Secondary: Emesis
Final: Arm Paralysis
LI11 . Qu Chi

Question: Digestion
Secondary: Emesis
Final: Arthritis Shoulder
TB5 . Wai Guan

Question: Digestion
Secondary: Emesis
Final: Asthma
BL12 . Feng Men, BL13 . Fei Shu, CV22 .
Tian Tu, LU6 . Kong Zui

Question: Digestion
Secondary: Emesis
Final: Axillary Pain
TB6 . Zhi Gou

Question: Digestion
Secondary: Emesis
Final: Back Pain
BL13 . Fei Shu, LU1 . Zhong Fu

Question: Digestion
Secondary: Emesis
Final: Back Stiffness
BL13 . Fei Shu

Question: Digestion
Secondary: Emesis
Final: Bitter Taste
BL19 . Dan Shu

Question: Digestion
Secondary: Emesis
Final: Bone Disorders
BL19 . Dan Shu, GV14 . Daz Hui

Question: Digestion
Secondary: Emesis
Final: Borborygmus
SP5 . Shang Qui

Question: Digestion
Secondary: Emesis
Final: Cardiac Pain
BL15 . Xin Shu, LU10 . Yu Ji, PC3 . Qu Ze,
PC5 . Jian Shi

Question: Digestion
Secondary: Emesis
Final: Chest Discomfort
CV17 . Shan Zhong, LU1 . Zhong Fu

Question: Digestion
Secondary: Emesis
Final: Chest Pain
GB40 . Qiu Xu, LU10 . Yu Ji, LU9 . Tai Yuan,
PC5 . Jian Shi

Question: Digestion
Secondary: Emesis
Final: Constipation
BL31 . Shang Liao

Question: Digestion
Secondary: Emesis
Final: Cough
BL43 . Gao Huan Shu, LU5 . Chi Ze

Question: Digestion
Secondary: Emesis
Final: Coughing Blood
LU5 . Chi Ze

Question: Digestion
Secondary: Emesis
Final: Deafness
SI17 . Tian Rong

Question: Digestion
Secondary: Emesis
Final: Depression
HE5 . Tong Li

Question: Digestion
Secondary: Emesis
Final: Diarrhea
GB29 . Ju Liao, LR13 . Zhang Men, LR14 .
Qi Men, ST21 . Liang Men

Question: Digestion
Secondary: Emesis
Final: Digestive Disturbances
ST36 . Zu San Li

Question: Digestion
Secondary: Emesis
Final: Dizziness
BL22 . San Jiao Shu, ST36 . Zu San Li, ST8 .
Tou Wei, ST9 . Ren Ying

Question: Digestion
Secondary: Emesis
Final: Dysmenorrhea
CV4 . Guan Yuan, SP6 . San Yin Jiao

Question: Digestion
Secondary: Emesis
Final: Dysuria
LR2 . Xing Jian, ST36 . Zu San Li

Question: Digestion
Secondary: Emesis
Final: Edema
BL21 . Wei Shu, KI1 . Yong Quan, ST36 . Zu
San Li

Question: Digestion
Secondary: Emesis
Final: Edema Lower Body
SP2 . Da Du

Question: Digestion
Secondary: Emesis
Final: Elbow Problems
PC3 . Qu Ze, PC5 . Jian Shi

Question: Digestion
Secondary: Emesis
Final: Eructations
BL17 . Ge Shu, PC7 . Da Ling

Question: Digestion
Secondary: Emesis
Final: Eye Disorders
BL18 . Gan Shu, TB1 . Guan Chong

Question: Digestion
Secondary: Emesis
Final: Eyes Yellow
HE7 . Shen Men, PC5 . Jian Shi

Question: Digestion
Secondary: Emesis
Final: Facial Edema
GB34 . Yang Ling Quan

Question: Digestion
Secondary: Emesis
Final: Fear
PC5 . Jian Shi, PC7 . Da Ling, PC8 . Lao
Gong

Question: Digestion
Secondary: Emesis
Final: Fever
BL17 . Ge Shu, PC6 . Nei Guan, PC8 . Lao
Gong

Question: Digestion
Secondary: Emesis
Final: Fever Tidal
BL17 . Ge Shu

Question: Digestion
Secondary: Emesis
Final: Foot Cold
LR3 . Tai Chong

Question: Digestion
Secondary: Emesis
Final: Gastric Disorders
BL21 . Wei Shu, LR14 . Qi Men

Question: Digestion
Secondary: Emesis
Final: Gastrointestinal Disorders
BL21 . Wei Shu, CV13 . Shan Guan

Question: Digestion
Secondary: Emesis
Final: Genital Pain
BL52 . Zhi Shi, LR3 . Tai Chong

Question: Digestion
Secondary: Emesis
Final: Genital Penis Pain
LU7 . Lie Que

Question: Digestion
Secondary: Emesis
Final: Headache
LR3 . Tai Chong

Question: Digestion
Secondary: Emesis
Final: Headache Migraine
PC6 . Nei Guan

Question: Digestion
Secondary: Emesis
Final: Headache Vertex
GV20 . Bai Hui

Question: Digestion
Secondary: Emesis
Final: Hematuria
SP1 . Yin Bai

Question: Digestion
Secondary: Emesis
Final: Hemorrhoids
BL40 . Wei Zhong, SP3 . Tai Bai

Question: Digestion
Secondary: Emesis
Final: Hernia
KI9 . Zhu Bin

Question: Digestion
Secondary: Emesis
Final: Hiccough
BL46 . Ge Guan

Question: Digestion
Secondary: Emesis
Final: Hypochondriac Region Pain
BL21 . Wei Shu

Question: Digestion
Secondary: Emesis
Final: Indigestion
CV12 . Zhon Guan, CV13 . Shan Guan

Question: Digestion
Secondary: Emesis
Final: Infertility
ST25 . Tian Shu

Question: Digestion
Secondary: Emesis
Final: Intestinal Disorders
BL20 . Pi Shu, CV12 . Zhon Guan, ST25 .
Tian Shu

Question: Digestion
Secondary: Emesis
Final: Jaundice
BL20 . Pi Shu, CV12 . Zhon Guan

Question: Digestion
Secondary: Emesis
Final: Menses Irregular
SP4 . Gong Sun

Question: Digestion
Secondary: Emesis
Final: Mental Disorders
CV14 . Ju Que, LU11 . Shao Shang

Question: Digestion
Secondary: Emesis
Final: Nausea
CV14 . Ju Que

Question: Digestion
Secondary: Emesis
Final: Nausea And Vomiting
CV10 . Xia Guan, ST24 . Hua Rou Men,
TB19 . Lu Xi

Question: Digestion
Secondary: Emesis
Final: Palm Heat
PC9 . Zhong Chong

Question: Digestion
Secondary: Emesis
Final: Retching
LU4 . Xia Bai

Question: Digestion
Secondary: Emesis
Final: Sadness
KI17 . Shang Qu

Question: Digestion
Secondary: Emesis
Final: Stomach Pain
ST24 . Hua Rou Men

Question: Digestion
Secondary: Emesis
Final: Throat Disorders
CV23 . Lian Quan

Question: Digestion
Secondary: Emesis
Final: Vomiting
BL46 . Ge Guan, BL47 . Hun Men, BL49 . Yi She, CV18 . Yu Tang, GB23 . Zhe Jin, GB24 . Ri Yue, KI16 . Huan Shu, KI18 . Shi Guan, KI20 . Tong Gu, KI21 . You Men,

Question: Digestion
Secondary: Emesis
Final: Vomiting Blood
LI13 . Shou Wu Li

Question: Digestion
Secondary: Eructation

Question: Digestion
Secondary: Eructation
Final: Chest Pain
LU6 . Kong Zui

Question: Digestion
Secondary: Eructation
Final: Cough
LU9 . Tai Yuan

Question: Digestion
Secondary: Eructation
Final: Dysuria
CV4 . Guan Yuan, LR5 . Li Gou

Question: Digestion
Secondary: Eructation
Final: Edema Lower Body
ST36 . Zu San Li

Question: Digestion
Secondary: Eructation
Final: Eructations
BL46 . Ge Guan

Question: Digestion
Secondary: Eructation
Final: Eye Disorders
ST43 . Xian Gu

Question: Digestion
Secondary: Eructation
Final: Fever
ST36 . Zu San Li

Question: Digestion
Secondary: Eructation
Final: Flatulence
SP7 . Lou Gu

Question: Digestion
Secondary: Eructation
Final: Gastrointestinal Disorders
PC7 . Da Ling

Question: Digestion
Secondary: Eructation
Final: Halitosis
PC8 . Lao Gong

Question: Digestion
Secondary: Eructation
Final: Hiccough
BL17 . Ge Shu, KI18 . Shi Guan, PC6 . Nei Guan, SP18 . Tian Xi, ST13 . Qi Hu

Question: Digestion
Secondary: Gastroesophageal

Question: Digestion
Secondary: Gastroesophageal
Final: Asthma
CV21 . Xuan Ji

Question: Digestion
Secondary: Gastroesophageal
Final: Chest Discomfort
BL19 . Dan Shu, CV22 . Tian Tu

Question: Digestion
Secondary: Gastroesophageal
Final: Chest Pain
CV17 . Shan Zhong, LU1 . Zhong Fu

Question: Digestion
Secondary: Gastroesophageal
Final: Chills
BL15 . Xin Shu

Question: Digestion
Secondary: Gastroesophageal
Final: Cough
CV17 . Shan Zhong, CV22 . Tian Tu

Question: Digestion
Secondary: Gastroesophageal
Final: Coughing Blood
BL43 . Gao Huan Shu, CV17 . Shan Zhong

Question: Digestion
Secondary: Gastroesophageal
Final: Digestive Disturbances
LR13 . Zhang Men

Question: Digestion
Secondary: Gastroesophageal
Final: Dysphagia
BL46 . Ge Guan, BL48 . Yang Gang, BL49 .
Yi She, CV19 . Zi Gong, CV20 . Hua Gai
SP20 . Zhou Rong, ST20 . Cheng Man

Question: Digestion
Secondary: Gastroesophageal
Final: Dyspnea
GB40 . Qiu Xu, ST9 . Ren Ying

Question: Digestion
Secondary: Gastroesophageal
Final: Edema BL22 . San Jiao Shu

Question: Digestion
Secondary: Gastroesophageal
Final: Esophageal Constriction
CV16 . Zhong Ting

Question: Digestion
Secondary: Gastroesophageal
Final: Gastric Reflux
CV15 . Jiu Wei

Question: Digestion
Secondary: Gastroesophageal
Final: Gastroesophageal Reflux
CV9 . Shui Fen, GB23 . Zhe Jin, GB24 . Ri
Yue

Question: Digestion
Secondary: Gastroesophageal
Final: Gastrointestinal Disorders
BL22 . San Jiao Shu, ST36 . Zu San Li

Question: Digestion
Secondary: Gastroesophageal
Final: Hiccough
LR14 . Qi Men

Question: Digestion
Secondary: Gastroesophageal
Final: Inability To Swallow Food
PC8 . Lao Gong

Question: Digestion
Secondary: Gastroesophageal
Final: Indigestion
BL21 . Wei Shu, ST34 . Liang Qiu

Question: Digestion
Secondary: Gastroesophageal
Final: Jaundice
CV13 . Shan Guan

Question: Digestion
Secondary: Gastroesophageal
Final: Menorrhagia
SP1 . Yin Bai

Question: Digestion
Secondary: Gastroesophageal
Final: Menses Irregular
ST25 . Tian Shu

Question: Digestion
Secondary: Gastroesophageal
Final: Mental Disorders
CV12 . Zhon Guan

Question: Digestion
Secondary: Gastroesophageal
Final: Nausea
BL21 . Wei Shu, CV12 . Zhon Guan, CV13 .
Shan Guan

Question: Digestion
Secondary: Gastroesophageal
Final: Palpitations
CV14 . Ju Que

Question: Digestion
Secondary: Gastroesophageal
Final: Perspiration At Night
BL17 . Ge Shu

Question: Digestion
Secondary: Gastroesophageal
Final: Respiratory Disorders
CV16 . Zhong Ting

Question: Digestion
Secondary: Gastroesophageal
Final: Seizures
CV14 . Ju Que

Question: Digestion
Secondary: Gastroesophageal
Final: Skin Disorders
LI17 . Tian Ding

Question: Digestion
Secondary: Gastroesophageal
Final: Swallowing Difficult
BL17 . Ge Shu

Question: Digestion
Secondary: Gastroesophageal
Final: Throat Disorders
BL17 . Ge Shu, CV14 . Ju Que

Question: Digestion
Secondary: Saliva

Question: Digestion
Secondary: Saliva
Final: Asthma SI15 . Jian Zhong Zhu

Question: Digestion
Secondary: Saliva
Final: Bone Disorders
BL13 . Fei Shu

Question: Digestion
Secondary: Saliva
Final: Cough
KI3 . Tai Xi, LU6 . Kong Zui

Question: Digestion
Secondary: Saliva
Final: Coughing Blood
KI2 . Ran Gu, LU9 . Tai Yuan

Question: Digestion
Secondary: Saliva
Final: Dyspnea
CV22 . Tian Tu, LU5 . Chi Ze

Question: Digestion
Secondary: Saliva
Final: Excessive Production Of Watery Saliva
CV23 . Lian Quan

Question: Digestion
Secondary: Saliva
Final: Eye Deviation
CV24 . Cheng Jiang

Question: Digestion
Secondary: Saliva
Final: Gastric Disorders
BL18 . Gan Shu

Question: Digestion
Secondary: Saliva
Final: Hypersalivation
KI18 . Shi Guan, KI21 . You Men

Question: Digestion
Secondary: Saliva
Final: Hypochondriac Region Pain
HE7 . Shen Men

Question: Digestion
Secondary: Saliva
Final: Saliva Like White Glue
CV19 . Zi Gong

Question: Digestion
Secondary: Saliva
Final: Urticaria
BL17 . Ge Shu

Question: Digestion
Secondary: Saliva
Final: Vomiting
CV14 . Ju Que

Question: Digestion
Secondary: Taste

Question: Digestion
Secondary: Taste
Final: Axillary Pain
GB38 . Yang Fu

Question: Digestion
Secondary: Taste
Final: Bitter Taste
GB11 . Tou Qiao Yin

Question: Digestion
Secondary: Taste
Final: Chest Pain
BL19 . Dan Shu

Question: Digestion
Secondary: Taste
Final: Eye Disorders
LR2 . Xing Jian

Question: Digestion
Secondary: Taste
Final: Fever
SI4 . Wan Gu, TB1 . Guan Chong

Question: Digestion
Secondary: Taste
Final: Gastric Disorders
GB34 . Yang Ling Quan

Question: Digestion
Secondary: Taste
Final: Headache
BL22 . San Jiao Shu

Question: Digestion
Secondary: Taste
Final: Hemiplegia
GV20 . Bai Hui

Question: Digestion
Secondary: Taste
Final: Hernia Pain
LR1 . Da Dun

Question: Digestion
Secondary: TCM

Question: Digestion
Secondary: TCM
Final: Abdominal Distention
KI15 . Zhong Zhu, LR14 . Qi Men

Question: Digestion
Secondary: TCM
Final: Abdominal Pain
SP16 . Fu Ai, ST30 . Qi Chong

Question: Digestion
Secondary: TCM
Final: Agitation
BL14 . Jue Yin Shu

Question: Digestion
Secondary: TCM
Final: Arm Paralysis
LI10 . Shou San Li

Question: Digestion
Secondary: TCM
Final: Back Pain
BL12 . Feng Men, GV10 . Ling Tai, GV12 .
Shen Zhu, GV9 . Zhi Yang, TB6 . Zhi Gou

Question: Digestion
Secondary: TCM
Final: Beriberi
ST32 . Fu Tu

Question: Digestion
Secondary: TCM
Final: Breast Pain
SP5 . Shang Qui

Question: Digestion
Secondary: TCM
Final: Cardiac Pain
CV6 . Qi Hai

Question: Digestion
Secondary: TCM
Final: Chest Discomfort
CV21 . Xuan Ji

Question: Musculoskeletal
Secondary: TCM
Final: Chest Pain
GV9 . Zhi Yang, HE8 . Shao Fu, ST40 . Feng Long

Question: Digestion
Secondary: TCM
Final: Constipation
SP15 . Da Heng

Question: Digestion
Secondary: TCM
Final: Cough
GB39 . Xuan Zhong, GV14 . Daz Hui, LU1 . Zhong Fu, LU10 . Yu Ji

Question: Digestion
Secondary: TCM
Final: Coughing Blood
KI3 . Tai Xi

Question: Digestion
Secondary: TCM
Final: Diarrhea
BL26 . Guan Yuan Shu, SP14 . Fu Jie

Question: Digestion
Secondary: TCM
Final: Digestive Disturbances
CV8 . Shen Que, CV9 . Shui Fen, CV9 . Shui Fen, ST19 . Bu Rong

Question: Fever/Chills
Secondary: TCM
Final: Dyspnea
BL12 . Feng Men, BL13 . Fei Shu, BL15 . Xin Shu, GB21 . Jian Jing, KI4 . Da Zhong, LU8 . Jing Qu, LU9 . Tai Yuan,

Question: Musculoskeletal
Secondary: TCM
Final: Dysuria
BL32 . Ci Liao, SP6 . San Yin Jiao

Question: Infection
Secondary: TCM
Final: Eczema
GV14 . Daz Hui, SP6 . San Yin Jiao

Question: Digestion
Secondary: TCM
Final: Edema
BL23 . Shen Shu, CV3 . Zhong Ji, LR13 . Zhang Men

Question: Digestion
Secondary: TCM
Final: Edema Lower Body
SP9 . Yin Ling Quan

Question: Digestion
Secondary: TCM
Final: Ejaculation Premature
BL23 . Shen Shu

Question: Musculoskeletal
Secondary: TCM
Final: Endometriosis
BL30 . Bai Huan Shu, LR5 . Li Gou

Question: Digestion
Secondary: TCM
Final: Facial Muscle Paralysis
LI2 . Er Jian, ST5 . Da Ying, TB17 . Yi Feng

Question: Hearing
Secondary: TCM
Final: Fever
BL12 . Feng Men, BL19 . Dan Shu, LU10 . Yu Ji, PC5 . Jian Shi, TB6 . Zhi Gou

Question: Digestion
Secondary: TCM
Final: Genital Itching
CV3 . Zhong Ji, KI6 . Zhao Hai

Question: Digestion
Secondary: TCM
Final: Genital Pain
CV3 . Zhong Ji

Question: Digestion
Secondary: TCM
Final: Goiter
CV22 . Tian Tu, LI16 . Ju Gu

Question: Digestion
Secondary: TCM
Final: Gynecological Disorders
SP12 . Chong Men

Question: Hearing
Secondary: TCM
Final: Hematuria
BL23 . Shen Shu, CV4 . Guan Yuan, LR1 .
Da Dun

Question: Musculoskeletal
Secondary: TCM
Final: Hemiplegia
GB21 . Jian Jing, KI6 . Zhao Hai, ST36 . Zu
San Li, ST37 . Shang Ju Xu

Question: Digestion
Secondary: TCM
Final: Hepatobiliary Disorders
GB24 . Ri Yue

Question: Digestion
Secondary: TCM
Final: Hiccough
ST36 . Zu San Li

Question: Musculoskeletal
Secondary: TCM
Final: Hypertension
GV14 . Daz Hui, SP6 . San Yin Jiao, ST36 .
Zu San Li

Question: Fever/Chills
Secondary: TCM
Final: Hypochondriac Region Pain
GB39 . Xuan Zhong, LR13 . Zhang Men,
LR14 . Qi Men, PC6 . Nei Guan, TB10 . Tian
Jing,

Question: Neuromuscular
Secondary: TCM
Final: Hysteria
GV12 . Shen Zhu, PC6 . Nei Guan

Question: Fever/Chills
Secondary: TCM
Final: Infertility
CV4 . Guan Yuan, ST30 . Qi Chong

Question: Fever/Chills
Secondary: TCM
Final: Insomnia
LR2 . Xing Jian, PC4 . Xi Men, PC6 . Nei
Guan

Question: Fever/Chills
Secondary: TCM
Final: Intestinal Disorders
CV4 . Guan Yuan, SP3 . Tai Bai, ST37 .
Shang Ju Xu

Question: Musculoskeletal
Secondary: TCM
Final: Lumbar Pain
BL12 . Feng Men, BL23 . Shen Shu, BL64 .
Jing Gu, GB31 . Feng Shi, LR13 . Zhang
Men, ST30 . Qi Chong, ST31 . Bi Guan,

Question: Digestion
Secondary: TCM
Final: Memory Impaired
BL43 . Gao Huan Shu

Question: Musculoskeletal
Secondary: TCM
Final: Menses Irregular
BL23 . Shen Shu, CV4 . Guan Yuan, KI3 .
Tai Xi, ST30 . Qi Chong,

Question: Pain
Secondary: TCM
Final: Mental Disorders
GV14 . Daz Hui, KI1 . Yong Quan, PC5 . Jian
Shi, SP4 . Gong Sun, TB10 . Tian Jing,

Question: Digestion
Secondary: TCM
Final: Neurasthenia
CV12 . Zhon Guan, HE3 . Shao Hai

Question: Digestion
Secondary: TCM
Final: Peritonitis
ST25 . Tian Shu

Question: Neuromuscular
Secondary: TCM
Final: Seizures
BL62 . Shen Mai, BL64 . Jing Gu, CV13 .
Shan Guan, GV15 . Ya Men, HE3 . Shao Hai,
LI16 . Ju Gu, LR2 . Xing Jian, TB23 . Si Zhu
Kong

Question: Digestion
Secondary: TCM
Final: Stomach Dilated
CV13 . Shan Guan

Question: Digestion
Secondary: TCM
Final: Stomach Pain
BL21 . Wei Shu, CV12 . Zhon Guan, ST34 .
Liang Qiu

Question: Digestion
Secondary: TCM
Final: Stool With Undigested Food
BL21 . Wei Shu

Question: Hearing
Secondary: TCM
Final: Visual Dizziness
GV19 . Hou Ding, GV24 . Shen Ting

Question: Digestion
Secondary: TCM
Final: Vomiting With Uprising Qi
CV19 . Zi Gong

Emotions

Question: Emotions
Secondary: Agitation
Final: Agitation
GV12 . Shen Zhu, ST23 . Tai Yi

Question: Emotions
Secondary: Agitation
Final: Agitation And Fullness Below The
Heart
KI21 . You Men

Question: Emotions
Secondary: Agitation
Final: Arm Cold
HE1 . Ji Quan

Question: Emotions
Secondary: Agitation
Final: Bone Disorders
GV13 . Tao Dao

Question: Emotions
Secondary: Agitation
Final: Cardiac Pain
BL14 . Jue Yin Shu, PC4 . Xi Men

Question: Emotions
Secondary: Agitation
Final: Chills And Fever
BL15 . Xin Shu

Question: Emotions
Secondary: Agitation
Final: Constipation
SP5 . Shang Qui, ST40 . Feng Long

Question: Emotions
Secondary: Agitation
Final: Dysuria
HE8 . Shao Fu

Question: Emotions
Secondary: Agitation
Final: Fear
PC3 . Qu Ze

Question: Emotions
Secondary: Agitation
Final: Fever
PC3 . Qu Ze, SP2 . Da Du

Question: Emotions
Secondary: Agitation
Final: Fever Without Sweating
SI4 . Wan Gu

Question: Emotions
Secondary: Agitation
Final: Foot Cold
KI1 . Yong Quan

Question: Emotions
Secondary: Agitation
Final: Headache
GB39 . Xuan Zhong

Question: Emotions
Secondary: Agitation
Final: Headache Migraine
GB39 . Xuan Zhong

Question: Emotions
Secondary: Agitation
Final: Hemorrhoids
GV20 . Bai Hui

Question: Emotions
Secondary: Agitation
Final: Hypochondriac Region Pain
PC7 . Da Ling

Question: Emotions
Secondary: Agitation
Final: Hysteria
PC5 . Jian Shi

Question: Emotions
Secondary: Agitation
Final: Insomnia
PC5 . Jian Shi

Question: Emotions
Secondary: Agitation
Final: Jaundice
PC6 . Nei Guan

Question: Emotions
Secondary: Agitation
Final: Mental Disorders
PC8 . Lao Gong, SP1 . Yin Bai

Question: Emotions
Secondary: Anger

Question: Emotions
Secondary: Anger
Final: Anger, Fear, Fright, Unhappiness
KI4 . Da Zhong

Question: Emotions
Secondary: Anger
Final: Coughing Blood
LU10 . Yu Ji

Question: Emotions
Secondary: Anger
Final: Dizziness HE5 . Tong Li

Question: Emotions
Secondary: Anger
Final: Headache
LR2 . Xing Jian

Question: Emotions
Secondary: Anger
Final: Hemiplegia
GB39 . Xuan Zhong

Question: Emotions
Secondary: Anger
Final: Hypochondriac Region Pain
BL18 . Gan Shu

Question: Emotions
Secondary: Anger
Final: Indigestion
ST36 . Zu San Li

Question: Emotions
Secondary: Anger
Final: Jaundice
LR13 . Zhang Men

Question: Emotions
Secondary: Anger
Final: Leg Muscle Atrophy
KI7 . Fu Liu

Question: Emotions
Secondary: Anger
Final: Leg Pain Medial
KI9 . Zhu Bin

Question: Emotions
Secondary: Anger
Final: Mouth Ulcers
PC8 . Lao Gong

Question: Emotions
Secondary: Aversion

Question: Emotions
Secondary: Aversion
Final: Dorsal Foot Painful Swelling
ST44 . Nei Ting

Question: Emotions
Secondary: Aversion
Final: Esophageal Disorders
CV15 . Jiu Wei

Question: Emotions
Secondary: Depression

Question: Emotions
Secondary: Depression
Final: Aphasia From Stroke
BL62 . Shen Mai

Question: Emotions
Secondary: Depression
Final: Arm Motor Impairment
GB21 . Jian Jing

Question: Emotions
Secondary: Depression
Final: Arm Pain
SI3 . Hou Xi

Question: Emotions
Secondary: Depression
Final: Chest Pain
PC4 . Xi Men

Question: Emotions
Secondary: Depression
Final: Cough
BL15 . Xin Shu, ST40 . Feng Long

Question: Emotions
Secondary: Depression
Final: Deafness
LI5 . Yang Xi

Question: Emotions
Secondary: Depression
Final: Diarrhea
SP5 . Shang Qui

Question: Emotions
Secondary: Depression
Final: Dizziness
GV23 . Shang Xing

Question: Emotions
Secondary: Depression
Final: Eye Deviation
GV26 . Shui Gou

Question: Emotions
Secondary: Depression
Final: Facial Edema
CV24 . Cheng Jiang

Question: Emotions
Secondary: Depression
Final: Fear
HE5 . Tong Li, LR5 . Li Gou

Question: Emotions
Secondary: Depression
Final: Fever And Chills
GV15 . Ya Men

Question: Emotions
Secondary: Depression
Final: Fever Tidal
BL64 . Jing Gu

Question: Emotions
Secondary: Depression
Final: Foot Pain
SP5 . Shang Qui

Question: Emotions
Secondary: Depression
Final: Hysteria
HE7 . Shen Men

Question: Emotions
Secondary: Depression
Final: Intestinal Disorders
ST36 . Zu San Li

Question: Emotions
Secondary: Depression
Final: Jaundice
BL18 . Gan Shu

Question: Emotions
Secondary: Depression
Final: Knee Disorders
KI10 . Yin Gu

Question: Emotions
Secondary: Depression
Final: Mania
ST23 . Tai Yi, ST24 . Hua Rou Men, ST42 .
Chong Yang

Question: Emotions
Secondary: Depression
Final: Mania And Depression
BL65 . Shu Gu, BL8 . Luo Que, CV1 . Hui
Yin, GV18 . Qiang Jian, GV27 . Dui Duan,
HE9 . Shao Chong, SI7 . Zhi Zheng, ST45 .
Li Dui

Question: Emotions
Secondary: Depression
Final: Menses Irregular
LR1 . Da Dun

Question: Emotions
Secondary: Depression
Final: Mental Disorders
KI9 . Zhu Bin

Question: Emotions
Secondary: Depression
Final: Nosebleed
PC8 . Lao Gong, SP1 . Yin Bai

Question: Emotions
Secondary: Depression
Final: Respiratory Disorders
SI16 . Tian Chuang

Question: Emotions
Secondary: Depression
Final: Seizures
SP1 . Yin Bai

Question: Emotions
Secondary: Depression
Final: Stomach Pain
SP4 . Gong Sun

Question: Emotions
Secondary: Depression
Final: Urine Dark
CV12 . Zhon Guan

Question: Emotions
Secondary: Depression
Final: Vomiting
BL17 . Ge Shu

Emotions Secondary: Disorientation

Question: Emotions
Secondary: Disorientation
Final: Coughing Blood
BL15 . Xin Shu

Question: Emotions
Secondary: Disorientation
Final: Deafness
GB2 . Ting Hui

Question: Emotions
Secondary: Disorientation
Final: Disorientation
GV11 . Shen Dao

Question: Emotions
Secondary: Disorientation
Final: Disorientation And Forgetfulness
LU3 . Tian Fu

Question: Emotions
Secondary: Disorientation
Final: Hypertension
GV20 . Bai Hui

Question: Emotions
Secondary: Disorientation
Final: Insomnia
HE7 . Shen Men

Question: Emotions
Secondary: Excessive Thinking
Final: Gastrointestinal Disorders
SP5 . Shang Qui

Question: Emotions Final: Abdominal Pain

Question: Emotions
Secondary: Fear
Final: Abdominal Pain
GV4 . Ming Men

Question: Emotions
Secondary: Fear
Final: Coughing Blood
PC4 . Xi Men

Question: Emotions
Secondary: Fear
Final: Cystitis
KI2 . Ran Gu

Question: Emotions
Secondary: Fear
Final: Deafness Sudden
TB2 . Ye Men

Question: Emotions
Secondary: Fear
Final: Diarrhea
KI2 . Ran Gu

Question: Emotions
Secondary: Fear
Final: Edema
SP6 . San Yin Jiao

Question: Emotions
Secondary: Fear
Final: Eye Disorders
LI5 . Yang Xi, TB10 . Tian Jing

Question: Emotions
Secondary: Fear
Final: Fear And Fright
GB9 . Tian Chong, SI7 . Zhi Zheng, TB19 .
Lu Xi

Question: Emotions
Secondary: Fear
Final: Fever
LI2 . Er Jian

Question: Emotions
Secondary: Fear
Final: Fifth Digit Disorders
HE8 . Shao Fu

Question: Emotions
Secondary: Fear
Final: Finger Inflammation
LI3 . San Jian

Question: Emotions
Secondary: Fear
Final: Gastrointestinal Disorders Acute
PC3 . Qu Ze

Question: Emotions
Secondary: Fear
Final: Genital Itching
HE8 . Shao Fu, LR5 . Li Gou

Question: Emotions
Secondary: Fear
Final: Headache
BL64 . Jing Gu

Question: Emotions
Secondary: Fear
Final: Headache Vertex
KI1 . Yong Quan

Question: Emotions
Secondary: Fear
Final: Hemiplegia
GB34 . Yang Ling Quan

Question: Emotions
Secondary: Fear
Final: Hemorrhage Postpartum
CV4 . Guan Yuan

Question: Emotions
Secondary: Fear
Final: Hernia
CV4 . Guan Yuan, LR3 . Tai Chong

Question: Emotions
Secondary: Fear
Final: Hernia Pain
LR2 . Xing Jian

Question: Emotions
Secondary: Fear
Final: Hypertension
LR2 . Xing Jian

Question: Emotions
Secondary: Fear
Final: Insomnia
KI6 . Zhao Hai, PC7 . Da Ling

Question: Emotions
Secondary: Fear
Final: Irritable
HE7 . Shen Men

Question: Emotions
Secondary: Fear
Final: Knee Disorders
ST34 . Liang Qiu

Question: Emotions
Secondary: Fear
Final: Liver Disorders
LR13 . Zhang Men

Question: Emotions
Secondary: Fear
Final: Malaria
PC5 . Jian Shi, PC6 . Nei Guan

Question: Emotions
Secondary: Fear
Final: Perspiration Excessive in Palms
PC8 . Lao Gong

Question: Emotions
Secondary: Fear
Final: Seizures LR1 . Da Dun

Question: Emotions
Secondary: Joy

Question: Emotions
Secondary: Joy
Final: Dizziness
ST40 . Feng Long

Question: Emotions
Secondary: Joy
Final: Facial Edema
GV26 . Shui Gou

Question: Emotions
Secondary: Joy
Final: Grief
LU7 . Lie Que

Question: Emotions
Secondary: Joy
Final: Headache
LI5 . Yang Xi

Question: Emotions
Secondary: Joy
Final: Hemorrhoids
SP5 . Shang Qui

Question: Emotions
Secondary: Joy
Final: Loss Of Voice
HE7 . Shen Men

Question: Emotions
Secondary: Joy
Final: Lumbar Pain
KI7 . Fu Liu

Question: Emotions
Secondary: Mania

Question: Emotions
Secondary: Mania
Final: Aphasia From Stroke
GV12 . Shen Zhu

Question: Emotions
Secondary: Mania
Final: Arm Pain
HE3 . Shao Hai, SI5 . Yang Gu, TB3 . Zhong
Zhu

Question: Emotions
Secondary: Mania
Final: Arthritis Shoulder
LI11 . Qu Chi

Question: Emotions
Secondary: Mania
Final: Asthma
GV12 . Shen Zhu

Question: Emotions
Secondary: Mania
Final: Aversion To Cold
BL10 . Tian Zhu

Question: Emotions
Secondary: Mania
Final: Chest Discomfort
BL13 . Fei Shu

Question: Emotions
Secondary: Mania
Final: Chest Pain
SI19 . Ting Gong

Question: Emotions
Secondary: Mania
Final: Clonic Spasm
GV1 . Chang Qiang

Question: Emotions
Secondary: Mania
Final: Constipation
LI4 . He Gu

Question: Emotions
Secondary: Mania
Final: Curled Tongue Edges
SI1 . Shao Ze

Question: Emotions
Secondary: Mania
Final: Deafness
TB17 . Yi Feng

Question: Emotions
Secondary: Mania
Final: Depression
ST41 . Jie Xi

Question: Emotions
Secondary: Mania
Final: Dizziness
BL2 . Zan Zhu, BL58 . Fei Yang

Question: Emotions
Secondary: Mania
Final: Ear Disorders
TB2 . Ye Men

Question: Mind
Secondary: Mania
Final: Eye Disorders
BL10 . Tian Zhu, GB43 . Jia Xi

Question: Emotions
Secondary: Mania
Final: Fright Mania
LR8 . Qu Quan

Question: Emotions
Secondary: Mania
Final: Heat Stroke
KI1 . Yong Quan

Question: Emotions
Secondary: Mania
Final: Hemorrhoids
GB39 . Xuan Zhong

Question: Emotions
Secondary: Mania
Final: Iliac Region Pain
ST32 . Fu Tu

Question: Emotions
Secondary: Mania
Final: Jaw Disorders
GV20 . Bai Hui

Question: Mind
Secondary: Mania
Final: Mania
BL5 . Wu Chu, BL61 . Pu Can, GB9 . Tian
Chong, GV16 . Feng Fu,
GV19 . Hou Ding

Question: Emotions
Secondary: Mania
Final: Mania And Depression
CV15 . Jiu Wei

Question: Emotions
Secondary: Mania
Final: Memory Impaired
PC6 . Nei Guan

Question: Emotions
Secondary: Mania
Final: Menses Irregular PC5 . Jian Shi

Question: Emotions
Secondary: Mania
Final: Mental Disorders
KI10 . Yin Gu, PC7 . Da Ling

Question: Emotions
Secondary: Mania
Final: Nosebleed
LU11 . Shao Shang

Question: Emotions
Secondary: Mania
Final: Pelvic Problems
KI9 . Zhu Bin

Question: Mind
Secondary: Mania
Final: Seizures
HE7 . Shen Men, PC5 . Jian Shi, PC8 . Lao
Gong, ST36 . Zu San Li

Question: Emotions
Secondary: Sadness

Question: Emotions
Secondary: Sadness
Final: Arm Pain
HE1 . Ji Quan

Question: Emotions
Secondary: Sadness
Final: Cardiac Pain
HE4 . Ling Dao

Question: Emotions
Secondary: Sadness
Final: Depression
BL15 . Xin Shu

Question: Emotions
Secondary: Sadness
Final: Diarrhea
SP15 . Da Heng

Question: Emotions
Secondary: Sadness
Final: Dizziness
GV13 . Tao Dao

Question: Emotions
Secondary: Sadness
Final: Dyspnea
LU10 . Yu Ji

Question: Emotions
Secondary: Sadness
Final: Elbow Problems
LU5 . Chi Ze

Question: Emotions
Secondary: Sadness
Final: Fever
TB10 . Tian Jing

Question: Emotions
Secondary: Sadness
Final: Hypochondriac Region Pain
LR2 . Xing Jian

Question: Emotions
Secondary: Sadness
Final: Jaundice
ST36 . Zu San Li

Question: Emotions
Secondary: Sadness
Final: Leukorrhea
KI6 . Zhao Hai

Question: Emotions
Secondary: Sadness
Final: Loss Of Voice Sudden
HE5 . Tong Li

Question: Emotions
Secondary: Sadness
Final: Memory Impaired
GV20 . Bai Hui, HE7 . Shen Men

Question: Emotions
Secondary: Sadness
Final: Menses Irregular
PC6 . Nei Guan

Question: Emotions
Secondary: Sadness
Final: Mental Disorders
GV20 . Bai Hui

Question: Emotions
Secondary: Sadness
Final: Palm Heat
PC7 . Da Ling

Question: Emotions
Secondary: Sadness
Final: Palpitations
PC7 . Da Ling

Question: Emotions
Secondary: Sadness
Final: Sadness
GV11 . Shen Dao, LU3 . Tian Fu

Question: Emotions
Secondary: Sadness
Final: Sadness And Anxiety
SI7 . Zhi Zheng

Question: Emotions
Secondary: Sadness
Final: Skin Disorders PC8 . Lao Gong

Question: Emotions
Secondary: Sadness
Final: Stool With Blood
SP1 . Yin Bai

Question: Emotions
Secondary: TCM

Question: Emotions
Secondary: TCM
Final: Agitation And Heat Of The Hands And Feet GB11 . Tou Qiao Yin

Question: Emotions
Secondary: TCM
Final: Anger Injuring The Liver
GV8 . Jin Suo

Question: Emotions
Secondary: TCM
Final: Deafness
GB44 . Zu Qiao Yin, KI3 . Tai Xi

Question: Emotions
Secondary: TCM
Final: Dizziness
BL62 . Shen Mai, GB17 . Zheng Ying, GB19 . Nao Kong, GV17 . Nao Hu, TB23 . Si Zhu Kong

Question: Fever/Chills
Secondary: TCM
Final: Dyspnea
BL12 . Feng Men, BL13 . Fei Shu, BL15 . Xin Shu, GB21 . Jian Jing, KI4 . Da Zhong, LU8 . Jing Qu, LU9 . Tai Yuan

Question: Hearing
Secondary: TCM
Final: Fever
BL12 . Feng Men, BL19 . Dan Shu, LU10 . Yu Ji, PC5 . Jian Shi, TB6 . Zhi Gou

Question: Emotions
Secondary: TCM
Final: Groin Itches
HE8 . Shao Fu

Question: Emotions
Secondary: TCM
Final: Headache Frontal
BL4 . Qu Chai

Question: Fever/Chills
Secondary: TCM
Final: Hypochondriac Region Pain
GB39 . Xuan Zhong, LR13 . Zhang Men, LR14 . Qi Men, PC6 . Nei Guan, TB10 . Tian Jing

Question: Emotions
Secondary: TCM
Final: Hypogastric Pain Twisting
CV4 . Guan Yuan

Question: Emotions
Secondary: TCM
Final: Knee Disorders
ST36 . Zu San Li

Question: Musculoskeletal
Secondary: TCM
Final: Lumbar Pain
BL12 . Feng Men, BL23 . Shen Shu, BL64 . Jing Gu, GB31 . Feng Shi, LR13 . Zhang Men, ST30 . Qi Chong, ST31 . Bi Guan

Question: Pain
Secondary: TCM
Final: Mental Disorders
GV14 . Daz Hui, KI1 . Yong Quan, PC5 . Jian Shi, SP4 . Gong Sun, TB10 . Tian Jing

Question: Pain
Secondary: TCM
Final: Skin Disorders
HE1 . Ji Quan, LI13 . Shou Wu Li, LI15 . Jian Yu, PC7 . Da Ling, ST44 . Nei Ting

Question: Emotions

Question: Emotions
Secondary: TCM
Final: Vomiting
CV12 . Zhon Guan, CV13 . Shan Guan,
CV22 . Tian Tu, GV3 . Yao Yang Guan, PC6
. Nei Guan

Question: Emotions
Secondary: Timid
Final: Worry
GV11 . Shen Dao

Question: Emotions
Secondary: Worry
Final: Genital Pain
LR5 . Li Gou

Question: Emotions
Secondary: Worry
Final: Urinary Dysfunction
LR1 . Da Dun

**Question: Fever/Chills
Secondary: Chills**

Question: Fever/Chills
Secondary: Chills
Final: Arthritis
BL11 . Da Zhu

Question: Fever/Chills
Secondary: Chills
Final: Chest Pain
BL13 . Fei Shu

Question: Fever/Chills
Secondary: Chills
Final: Cough
BL12 . Feng Men

Question: Fever/Chills
Secondary: Chills
Final: Deafness
SI3 . Hou Xi

Question: Fever/Chills
Secondary: Chills
Final: Dizziness
GB14 . Yang Bai

Question: Fever/Chills
Secondary: Chills
Final: Dyspnea
SI1 . Shao Ze

Question: Fever/Chills
Secondary: Chills
Final: Eye Disorders
LU9 . Tai Yuan

Question: Fever/Chills
Secondary: Chills
Final: Eyes Yellow
BL19 . Dan Shu

Question: Fever/Chills
Secondary: Chills
Final: Facial Muscle Paralysis
ST3 . Ju Liao

Question: Fever/Chills
Secondary: Chills
Final: Facial Pain
ST44 . Nei Ting

Question: Fever/Chills
Secondary: Chills
Final: Fever
LU5 . Chi Ze

Question: Fever/Chills
Secondary: Chills
Final: Fever Tidal
LU10 . Yu Ji

Question: Fever/Chills
Secondary: Chills
Final: Grief
BL42 . Po Hu

Question: Fever/Chills
Secondary: Chills
Final: Headache
BL58 . Fei Yang, LU7 . Lie Que

Question: Fever/Chills
Secondary: Chills
Final: Hysteria
HE8 . Shao Fu

Question: Fever/Chills
Secondary: Chills
Final: Mental Disorders
HE7 . Shen Men

Question: Fever/Chills
Secondary: Chills
Final: Nosebleed
LI2 . Er Jian

Question: Fever/Chills
Secondary: Chills
Final: Postpartum Abdominal Pain
KI14 . Si Man

Question: Fever/Chills
Secondary: Chills
Final: Vomiting Blood
BL17 . Ge Shu

Question: Fever/Chills
Secondary: Fever
Final: Aphasia From Stroke
TB8 . San Yang Luo

Question: Fever/Chills
Secondary: Fever
Final: Arm Pain
TB4 . Yang Chi

Question: Fever/Chills
Secondary: Fever
Final: Asthma
LU8 . Jing Qu

Question: Fever/Chills
Secondary: Fever
Final: Back Heaviness
TB6 . Zhi Gou

Question: Fever/Chills
Secondary: Fever
Final: Back Pain
BL10 . Tian Zhu, BL11 . Da Zhu

Question: Fever/Chills
Secondary: Fever
Final: Breast Pain
GB37 . Guang Ming

Question: Fever/Chills
Secondary: Fever
Final: Chest Pain
LU8 . Jing Qu, TB5 . Wai Guan

Question: Fever/Chills
Secondary: Fever
Final: Cough
BL13 . Fei Shu

Question: Fever/Chills
Secondary: Fever
Final: Coughing Blood
BL13 . Fei Shu, LU6 . Kong Zui

Question: Fever/Chills
Secondary: Fever
Final: Deafness
LI4 . He Gu, SI5 . Yang Gu, TB3 . Zhong Zhu

Question: Fever/Chills
Secondary: Fever
Final: Diarrhea
LI11 . Qu Chi

Question: Fever/Chills
Secondary: Fever
Final: Dizziness
GB20 . Feng Chi

Question: Fever/Chills
Secondary: Fever
Final: Dream Disturbed Sleep
GB44 . Zu Qiao Yin

Question: Fever/Chills
Secondary: Fever
Final: Ear Disorders
TB3 . Zhong Zhu

Question: Fever/Chills
Secondary: Fever
Final: Eye Disorders
GV23 . Shang Xing, SI1 . Shao Ze, SI3 . Hou Xi, TB2 . Ye Men

Question: Fever/Chills
Secondary: Fever
Final: Facial Edema
GB43 . Jia Xi, ST43 . Xian Gu

Question: Fever/Chills
Secondary: Fever
Final: Fever
SI7 . Zhi Zheng, ST44 . Nei Ting

Question: Fever/Chills
Secondary: Fever
Final: Fever High
LI1 . Shang Yang

Question: Fever/Chills
Secondary: Fever
Final: Fever Tidal
LU5 . Chi Ze

Question: Fever/Chills
Secondary: Fever
Final: Fever With Absence Of Sweating
GB6 . Xuan Li

Question: Fever/Chills
Secondary: Fever
Final: Fever Without Sweating
SP2 . Da Du

Question: Fever/Chills
Secondary: Fever
Final: Finger Contraction
SI4 . Wan Gu

Question: Fever/Chills
Secondary: Fever
Final: Finger Numbness
SI2 . Qian Gu

Question: Fever/Chills
Secondary: Fever
Final: Hand Tremor
PC3 . Qu Ze

Question: Fever/Chills
Secondary: Fever
Final: Headache
TB1 . Guan Chong

Question: Fever/Chills
Secondary: Fever
Final: Hemorrhoids
BL58 . Fei Yang

Question: Fever/Chills
Secondary: Fever
Final: Hip Joint Mobility Decreased
BL40 . Wei Zhong

Question: Fever/Chills
Secondary: Fever
Final: Hypertension
LR3 . Tai Chong

Question: Fever/Chills
Secondary: Fever
Final: Impotence
CV4 . Guan Yuan

Question: Fever/Chills
Secondary: Fever
Final: Indigestion
SP2 . Da Du

Question: Fever/Chills
Secondary: Fever
Final: Irritable
TB1 . Guan Chong

Question: Fever/Chills
Secondary: Fever
Final: Leg Pain
ST36 . Zu San Li

Question: Fever/Chills
Secondary: Fever
Final: Loss Of Voice
TB1 . Guan Chong

Question: Fever/Chills
Secondary: Fever
Final: Lumbar Pain
LR4 . Zhong Feng

Question: Fever/Chills
Secondary: Fever
Final: Lumbar Spinal Pain
KI7 . Fu Liu

Question: Fever/Chills
Secondary: Fever
Final: Mastitis
ST36 . Zu San Li

Question: Fever/Chills
Secondary: Fever
Final: Mental Disorders
PC6 . Nei Guan

Question: Fever/Chills
Secondary: Fever
Final: Metabolic Disturbances
PC6 . Nei Guan

Question: Fever/Chills
Secondary: Fever
Final: Nausea
PC5 . Jian Shi

Question: Fever/Chills
Secondary: Fever
Final: Nocturnal Emissions
LR4 . Zhong Feng

Question: Fever/Chills
Secondary: Fever
Final: Seizures
PC7 . Da Ling, PC9 . Zhong Chong

Question: Fever/Chills
Secondary: Fever
Final: Shock
PC9 . Zhong Chong

Question: Fever/Chills
Secondary: Fever
Final: Stomach Pain
CV13 . Shan Guan, SP3 . Tai Bai

Question: Fever/Chills
Secondary: Fever
Final: Throat Constriction
LI2 . Er Jian, LI5 . Yang Xi

Question: Fever/Chills
Secondary: Fever
Final: Throat Soreness
LI5 . Yang Xi

Question: Fever/Chills
Secondary: Fever
Final: Ulcers
PC8 . Lao Gong

Question: Fever/Chills
Secondary: Fever
Final: Uterine Bleeding Abnormal
SP1 . Yin Bai

Question: Fever/Chills
Secondary: Fever
Final: Vomiting
PC8 . Lao Gong, SP3 . Tai Bai

Question: Fever/Chills
Secondary: Fever And Chills
Final: Arm Motor Impairment
SI10 . Nao Shu

Question: Fever/Chills
Secondary: Fever And Chills
Final: Axillary Swelling
GB38 . Yang Fu

Question: Fever/Chills
Secondary: Fever And Chills
Final: Back Pain
SI15 . Jian Zhong Zhu

Question: Fever/Chills
Secondary: Fever And Chills
Final: Chest Discomfort
GV14 . Daz Hui

Question: Fever/Chills
Secondary: Fever And Chills
Final: Constipation
TB5 . Wai Guan

Question: Fever/Chills
Secondary: Fever And Chills
Final: Diaphragm Spasm
BL16 . Du Shu

Question: Fever/Chills
Secondary: Fever And Chills
Final: Dizziness
SI5 . Yang Gu

Question: Fever/Chills
Secondary: Fever And Chills
Final: Dyspnea
LU1 . Zhong Fu

Question: Fever/Chills
Secondary: Fever And Chills
Final: Elbow Problems
TB3 . Zhong Zhu

Question: Fever/Chills
Secondary: Fever And Chills
Final: Emaciation
BL23 . Shen Shu

Question: Fever/Chills
Secondary: Fever And Chills
Final: Eye Deviation
BL62 . Shen Mai, LI4 . He Gu

Question: Fever/Chills
Secondary: Fever And Chills
Final: Eye Disorders
GB20 . Feng Chi, ST8 . Tou Wei

Question: Fever/Chills
Secondary: Fever And Chills
Final: Facial Edema
SI17 . Tian Rong

Question: Fever/Chills
Secondary: Fever And Chills
Final: Fever
GV13 . Tao Dao, SI1 . Shao Ze, SI3 . Hou Xi

Question: Fever/Chills
Secondary: Fever And Chills
Final: Fever And Chills
SI7 . Zhi Zheng

Question: Fever/Chills
Secondary: Fever And Chills
Final: Fever Tidal
TB10 . Tian Jing

Question: Fever/Chills
Secondary: Fever And Chills
Final: Finger Movement Inhibited
SI4 . Wan Gu

Question: Fever/Chills
Secondary: Fever And Chills
Final: Flaccid Tongue
GV15 . Ya Men

Question: Fever/Chills
Secondary: Fever And Chills
Final: Gastric Disorders
GB40 . Qiu Xu

Question: Fever/Chills
Secondary: Fever And Chills
Final: Genital Pain
SP9 . Yin Ling Quan

Question: Fever/Chills
Secondary: Fever And Chills
Final: Hand Dorsal Inflammation
LI3 . San Jian

Question: Fever/Chills
Secondary: Fever And Chills
Final: Headache
BL59 . Fu Yang

Question: Fever/Chills
Secondary: Fever And Chills
Final: Hematuria
LU7 . Lie Que

Question: Fever/Chills
Secondary: Fever And Chills
Final: Hiccough
CV22 . Tian Tu

Question: Fever/Chills
Secondary: Fever And Chills
Final: Hypertension
GB34 . Yang Ling Quan

Question: Fever/Chills
Secondary: Fever And Chills
Final: Indigestion
LR14 . Qi Men

Question: Fever/Chills
Secondary: Fever And Chills
Final: Intestinal Disorders
BL22 . San Jiao Shu

Question: Fever/Chills
Secondary: Fever And Chills
Final: Jaw Disorders
GV26 . Shui Gou

Question: Fever/Chills
Secondary: Fever And Chills
Final: Knee Disorders
BL40 . Wei Zhong

Question: Fever/Chills
Secondary: Fever And Chills
Final: Leg Muscle Weakness
BL58 . Fei Yang

Question: Fever/Chills
Secondary: Fever And Chills
Final: Leg Pain
BL64 . Jing Gu

Question: Fever/Chills
Secondary: Fever And Chills
Final: Mental Disorders
ST36 . Zu San Li

Question: Fever/Chills
Secondary: Fever And Chills
Final: Mouth Dryness
TB1 . Guan Chong

Question: Fever/Chills
Secondary: Fever And Chills
Final: Neck Movement Restricted
SI14 . Jian Wai Shu

Question: Fever/Chills
Secondary: Fever And Chills
Final: Parotitis
LU11 . Shao Shang

Question: Fever/Chills
Secondary: Perspiration
Final: Bitter Taste GB38 . Yang Fu

Question: Perspiration
Secondary: Perspiration
Final: Windstroke
GV15 . Ya Men, PC8 . Lao Gong

Secondary: TCM

Question: Fever/Chills
Secondary: TCM
Final: Anal Prolapse
GV4 . Ming Men

Question: Fever/Chills
Secondary: TCM
Final: Arm Motor Impairment
SI9 . Jian Zhen

Question: Fever/Chills
Secondary: TCM
Final: Aversion To Wind And Cold
BL65 . Shu Gu, GB3 . Shang Guan, GV19 .
Hou Ding

Question: Fever/Chills
Secondary: TCM
Final: Cardiac Conditions GV11 . Shen Dao

Question: Digestion
Secondary: TCM
Final: Back Pain
BL12 . Feng Men, GV10 . Ling Tai, GV12 .
Shen Zhu, GV9 . Zhi Yang, TB6 . Zhi Gou

Question: Digestion
Secondary: TCM
Final: Cough
GB39 . Xuan Zhong, GV14 . Daz Hui, LU1 .
Zhong Fu, LU10 . Yu Ji

Question: Emotions
Secondary: TCM
Final: Deafness
GB44 . Zu Qiao Yin, KI3 . Tai Xi

Question: Emotions
Secondary: TCM
Final: Dizziness
BL62 . Shen Mai, GB17 . Zheng Ying, GB19 .
Nao Kong, GV17 . Nao Hu, TB23 . Si Zhu
Kong

Question: Fever/Chills
Secondary: TCM
Final: Dyspnea
BL12 . Feng Men, BL13 . Fei Shu, BL15 . Xin
Shu, GB21 . Jian Jing, KI4 . Da Zhong, LU8 .
Jing Qu, LU9 . Tai Yuan

Question: Fever/Chills
Secondary: TCM
Final: Elbow Problems
LI11 . Qu Chi

Question: Hearing
Secondary: TCM
Final: Eye Disorders
BL2 . Zan Zhu, GB14 . Yang Bai, TB16 . Tian
You, TB3 . Zhong Zhu

Question: Fever/Chills
Secondary: TCM
Final: Fever Afternoon
BL13 . Fei Shu

Question: Fever/Chills
Secondary: TCM
Final: Fever With Absence Of Sweating
TB15 . Tian Liao

Question: Fever/Chills
Secondary: TCM
Final: Heat In The Body Like Fire
HE9 . Shao Chong

Question: Fever/Chills
Secondary: TCM
Final: Hypochondriac Region Pain
GB39 . Xuan Zhong, LR13 . Zhang Men,
LR14 . Qi Men, PC6 . Nei Guan, TB10 . Tian
Jing

Question: Fever/Chills
Secondary: TCM
Final: Infertility
CV4 . Guan Yuan, ST30 . Qi Chong

Question: Fever/Chills
Secondary: TCM
Final: Insomnia
LR2 . Xing Jian, PC4 . Xi Men, PC6 . Nei
Guan

Question: Fever/Chills
Secondary: TCM
Final: Intestinal Disorders
CV4 . Guan Yuan, SP3 . Tai Bai, ST37 .
Shang Ju Xu

Question: Fever/Chills
Secondary: TCM
Final: Jaundice
BL22 . San Jiao Shu, BL49 . Yi She

Question: Musculoskeletal
Secondary: TCM
Final: Loss Of Voice
KI1 . Yong Quan, LU10 . Yu Ji

Question: Musculoskeletal
Secondary: TCM
Final: Lumbar Pain
BL12 . Feng Men, BL23 . Shen Shu, BL64 .
Jing Gu, GB31 . Feng Shi, LR13 . Zhang
Men, ST30 . Qi Chong, ST31 . Bi Guan

Question: Pain
Secondary: TCM
Final: Mastitis
CV17 . Shan Zhong, LU5 . Chi Ze

Question: Fever/Chills
Secondary: TCM
Final: Nasal Congestion
GV20 . Bai Hui, GV23 . Shang Xing, LU1 .
Zhong Fu

Question: Pain
Secondary: TCM
Final: Palpitations
CV17 . Shan Zhong, PC5 . Jian Shi

Question: Pain
Secondary: TCM
Final: Skin Disorders
HE1 . Ji Quan, LI13 . Shou Wu Li, LI15 . Jian
Yu, PC7 . Da Ling, ST44 . Nei Ting

Question: Pain
Secondary: TCM
Final: Stiff Tongue
GV15 . Ya Men, PC9 . Zhong Chong, TB1 .
Guan Chong

Question: Fever/Chills
Secondary: TCM
Final: Stomach Spasms
CV13 . Shan Guan

Question: Digestion
Secondary: TCM
Final: Back Pain
BL12 . Feng Men, GV10 . Ling Tai, GV12 .
Shen Zhu, GV9 . Zhi Yang, TB6 . Zhi Gou

Question: Emotions
Secondary: TCM
Final: Dizziness
BL62 . Shen Mai, GB17 . Zheng Ying, GB19 .
Nao Kong, GV17 . Nao Hu, TB23 . Si Zhu

Question: Hearing
Secondary: TCM
Final: Eye Disorders
BL2 . Zan Zhu, GB14 . Yang Bai, TB16 . Tian
You, TB3 . Zhong Zhu

Question: Hearing
Secondary: TCM
Final: Facial Edema
SI8 . Xiao Hai

Question: Digestion
Secondary: TCM
Final: Facial Muscle Paralysis
LI2 . Er Jian, ST5 . Da Ying, TB17 . Yi Feng

Question: Musculoskeletal
Secondary: TCM
Final: Menses Irregular
BL23 . Shen Shu, CV4 . Guan Yuan, KI3 .
Tai Xi, ST30 . Qi Chong

Question: Hearing

Question: Hearing
Secondary: Ears
Final: Leukorrhea CV4 . Guan Yuan

Question: Hearing
Secondary: Hearing Loss
Final: Arm Pain
SI9 . Jian Zhen, TB8 . San Yang Luo

Question: Hearing
Secondary: Hearing Loss
Final: Breast Swelling
GB41 . Zu Lin Qi

Question: Hearing
Secondary: Hearing Loss
Final: Deafness
GB10 . Fu Bai, GB11 . Tou Qiao Yin, GB3 .
Shang Guan, LI6 . Pian Li, SI19 . Ting Gong
ST7 . Xia Guan, TB21 . Er Men, TB4 . Yang
Chi, TB5 . Wai Guan, TB7 . Hui Zong

Question: Hearing
Secondary: Hearing Loss
Final: Dizziness
KI3 . Tai Xi, TB16 . Tian You

Question: Hearing
Secondary: Hearing Loss
Final: Dream Disturbed Sleep
TB16 . Tian You

Question: Hearing
Secondary: Hearing Loss
Final: Ear Disorders
GB2 . Ting Hui, TB17 . Yi Feng, TB20 . Jiao
Sun, TB21 . Er Men, TB5 . Wai Guan

Question: Hearing
Secondary: Hearing Loss
Final: Elbow Problems
SI8 . Xiao Hai

Question: Hearing
Secondary: Hearing Loss
Final: Eye Deviation
ST1 . Cheng Qi

Question: Hearing
Secondary: Hearing Loss
Final: Eye Disorders
BL62 . Shen Mai, GB44 . Zu Qiao Yin, LI4 .
He Gu

Question: Hearing
Secondary: Hearing Loss
Final: Facial Pain GB43 . Jia Xi

Question: Hearing
Secondary: Hearing Loss
Final: Fever
GB20 . Feng Chi, SI5 . Yang Gu, TB3 .
Zhong Zhu

Question: Hearing
Secondary: Hearing Loss
Final: Fever And Chills Without Sweating
SI1 . Shao Ze

Question: Hearing
Secondary: Hearing Loss
Final: Finger Contraction
SI3 . Hou Xi

Question: Hearing
Secondary: Hearing Loss
Final: Finger Numbness
LI1 . Shang Yang

Question: Hearing
Secondary: Hearing Loss
Final: Goiter
SI17 . Tian Rong, TB10 . Tian Jing

Question: Hearing
Secondary: Hearing Loss
Final: Gum Disorders
TB2 . Ye Men

Question: Hearing
Secondary: Hearing Loss
Final: Hand Pain
TB2 . Ye Men

Question: Hearing
Secondary: Hearing Loss
Final: Headache
GB20 . Feng Chi

Question: Hearing
Secondary: Hearing Loss
Final: Hearing Loss
TB18 . Qi Mai, TB19 . Lu Xi

Question: Hearing
Secondary: Hearing Loss
Final: Shoulder Pain
SI16 . Tian Chuang

Question: Hearing
Secondary: Hearing Loss
Final: Throat Soreness
TB1 . Guan Chong

Question: Hearing
Secondary: Hearing Loss
Final: Tinnitus
LI5 . Yang Xi

Question: Hearing
Secondary: Otitis
Final: Ear Disorders
GB12 . Wan Gu, SI19 . Ting Gong, ST7 . Xia Guan, TB19 . Lu Xi

Question: Hearing
Secondary: Otitis
Final: Ear Pain
GB11 . Tou Qiao Yin

Question: Hearing
Secondary: Otitis
Final: Elbow Problems
TB5 . Wai Guan

Question: Hearing
Secondary: Otitis
Final: Eye Deviation
GB2 . Ting Hui, ST7 . Xia Guan, TB17 . Yi Feng

Question: Hearing
Secondary: Otitis
Final: Eye Disorders
TB17 . Yi Feng

Question: Hearing
Secondary: Otitis
Final: Eye Redness And Swelling
TB20 . Jiao Sun

Question: Hearing
Secondary: Otitis
Final: Facial Edema
TB17 . Yi Feng

Question: Hearing
Secondary: Otitis
Final: Facial Muscle Paralysis
GB2 . Ting Hui

Question: Hearing
Secondary: Otitis
Final: Facial Pain
TB5 . Wai Guan

Question: Hearing
Secondary: Otitis
Final: Fever
TB5 . Wai Guan

Question: Hearing
Secondary: Otitis
Final: Finger Movement Inhibited
TB3 . Zhong Zhu

Question: Hearing
Secondary: Otitis
Final: Headache
GB43 . Jia Xi, TB2 . Ye Men, TB21 . Er Men

Question: Hearing
Secondary: Otitis
Final: Jaw Disorders
TB21 . Er Men

Question: Hearing
Secondary: Otitis
Final: Lip Stiffness
TB21 . Er Men

Question: Hearing
Secondary: Otitis
Final: Tinnitus
TB21 . Er Men

Question: Hearing
Secondary: Otitis
Final: Toothache
LI5 . Yang Xi

Question: Hearing
Secondary: Otitis
Final: Visual Disturbances
SI16 . Tian Chuang

Question: Hearing
Secondary: TCM
Question: Hearing
Secondary: TCM
Final: Fever
BL12 . Feng Men, BL19 . Dan Shu, LU10 .
Yu Ji, PC5 . Jian Shi, TB6 . Zhi Gou

Question: Hearing
Secondary: TCM
Final: Fever High
TB5 . Wai Guan

Question: Hearing
Secondary: TCM
Final: Headache
BL62 . Shen Mai, GB41 . Zu Lin Qi, GV20 .
Bai Hui, GV23 . Shang Xing, LI4 . He Gu,
LR8 . Qu Quan, LU9 . Tai Yuan

Question: Hearing
Secondary: TCM
Final: Hematuria
BL23 . Shen Shu, CV4 . Guan Yuan, LR1 .
Da Dun

Question: Hearing
Secondary: TCM
Final: Nosebleed
GV20 . Bai Hui, KI1 . Yong Quan

Question: Hearing
Secondary: TCM
Final: Visual Dizziness
GV19 . Hou Ding, GV24 . Shen Ting

Question: Hearing
Secondary: Tinnitus
Final: Bone Disorders
GV4 . Ming Men

Question: Hearing
Secondary: Tinnitus
Final: Cardiac Pain
TB6 . Zhi Gou

Question: Hearing
Secondary: Tinnitus
Final: Eye Disorders
ST1 . Cheng Qi

Question: Hearing
Secondary: Tinnitus
Final: Facial Edema
LI4 . He Gu

Question: Hearing
Secondary: Tinnitus
Final: Facial Muscle Paralysis
ST7 . Xia Guan

Question: Hearing
Secondary: Tinnitus
Final: Failure to Discharge Placenta
SP6 . San Yin Jiao

Question: Hearing
Secondary: Tinnitus
Final: Fever
GB44 . Zu Qiao Yin

Question: Hearing
Secondary: Tinnitus
Final: Finger Pain
TB5 . Wai Guan

Question: Hearing
Secondary: Tinnitus
Final: Forearm Pain
TB9 . Si Du

Question: Hearing
Secondary: Tinnitus
Final: Headache
SI1 . Shao Ze, SI3 . Hou Xi, SI4 . Wan Gu,
TB3 . Zhong Zhu

Question: Hearing
Secondary: Tinnitus
Final: Headache Lateral
BL62 . Shen Mai

Question: Hearing
Secondary: Tinnitus
Final: Headache Midline
GB20 . Feng Chi

Question: Hearing
Secondary: Tinnitus
Final: Headache Migraine
GB43 . Jia Xi

Question: Hearing
Secondary: Tinnitus
Final: Hemiplegia
GB2 . Ting Hui

Question: Hearing
Secondary: Tinnitus
Final: Impotence
BL23 . Shen Shu, KI3 . Tai Xi

Question: Hearing
Secondary: Tinnitus
Final: Intestinal Disorders
ST44 . Nei Ting

Question: Hearing
Secondary: Tinnitus
Final: Jaw Disorders
LI1 . Shang Yang, TB17 . Yi Feng

Question: Hearing
Secondary: Tinnitus
Final: Loss Of Voice
TB2 . Ye Men

Question: Hearing
Secondary: Tinnitus
Final: Malaria
LI3 . San Jian

Question: Hearing
Secondary: Tinnitus
Final: Mental Disorders
SI19 . Ting Gong

Question: Hearing
Secondary: Tinnitus
Final: Nausea
ST36 . Zu San Li

Question: Hearing
Secondary: Tinnitus
Final: Nosebleed
SI2 . Qian Gu

Question: Hearing
Secondary: Tinnitus
Final: Seizures
GV20 . Bai Hui

Question: Hearing
Secondary: Tinnitus
Final: Throat Infections
SI17 . Tian Rong

Question: Hearing
Secondary: Tinnitus
Final: Tinnitus
BL8 . Luo Que, GB10 . Fu Bai, GB11 . Tou
Qiao Yin, GB3 . Shang Guan, GB4 . Han
Yan, GB42 . Di Wu Hui, PC9 . Zhong Chong,
TB18 . Qi Mai, TB19 . Lu Xi, TB22 . He Liao

Question: Hearing
Secondary: Tinnitus
Final: Toothache TB21 . Er Men

Question: Hearing
Secondary: Tinnitus
Final: Urticaria LI5 . Yang Xi

Question: Hearing
Secondary: Vertigo
Final: Bone Disorders
BL11 . Da Zhu

Question: Hearing
Secondary: Vertigo
Final: Diarrhea
GV4 . Ming Men

Question: Hearing
Secondary: Vertigo
Final: Dizziness
BL10 . Tian Zhu, GB41 . Zu Lin Qi

Question: Hearing
Secondary: Vertigo
Final: Edema Lower Body
ST40 . Feng Long

Question: Hearing
Secondary: Vertigo
Final: Eye Disorders
LI11 . Qu Chi, TB23 . Si Zhu Kong

Question: Hearing
Secondary: Vertigo
Final: Eyelid Itching
GB14 . Yang Bai

Question: Hearing
Secondary: Vertigo
Final: Eyelid Spasm
ST8 . Tou Wei

Question: Hearing
Secondary: Vertigo
Final: Goiter
ST9 . Ren Ying

Question: Hearing
Secondary: Vertigo
Final: Hand Tremor
TB5 . Wai Guan

Question: Hearing
Secondary: Vertigo
Final: Headache
GB44 . Zu Qiao Yin

Question: Hearing
Secondary: Vertigo
Final: Hearing Loss
GB20 . Feng Chi, GB43 . Jia Xi

Question: Hearing
Secondary: Vertigo
Final: Hypertension
KI1 . Yong Quan

Question: Hearing
Secondary: Vertigo
Final: Hypochondriac Region Pain
LR3 . Tai Chong

Question: Hearing
Secondary: Vertigo
Final: Jaundice
SI1 . Shao Ze

Question: Hearing
Secondary: Vertigo
Final: Knee Disorders
GB39 . Xuan Zhong

Question: Hearing
Secondary: Vertigo
Final: Lacrimation
LR2 . Xing Jian

Question: Hearing
Secondary: Vertigo
Final: Liver Disorders
BL18 . Gan Shu

Question: Hearing
Secondary: Vertigo
Final: Leg Pain
BL58 . Fei Yang

Question: Hearing
Secondary: Vertigo
Final: Menses Irregular
KI6 . Zhao Hai

Question: Hearing
Secondary: Vertigo
Final: Menses Painful
CV4 . Guan Yuan

Question: Hearing
Secondary: Vertigo
Final: Nausea
PC6 . Nei Guan

Question: Hearing
Secondary: Vertigo
Final: Neurasthenia
ST36 . Zu San Li

Question: Hearing
Secondary: Vertigo
Final: Nocturnal Emissions
BL43 . Gao Huan Shu

Question: Hearing
Secondary: Vertigo
Final: Shock
GV20 . Bai Hui

Question: Hearing
Secondary: Vertigo
Final: Shoulder Pain
TB3 . Zhong Zhu

Question: Hearing
Secondary: Vertigo
Final: Vertigo
BL3 . Mei Chong, BL8 . Luo Que, BL9 . Yu Zhen, GB8 . Shuai Gu, GV16 . Feng Fu, GV22 . Xin Hui

Question: Hearing
Secondary: Vertigo
Final: Vertigo With Agitation
GV18 . Qiang Jian

Question: Infection
Secondary: Malaria

Question: Infection
Secondary: Malaria
Final: Back Pain
BL65 . Shu Gu

Question: Infection
Secondary: Malaria
Final: Chest Discomfort
BL11 . Da Zhu

Question: Infection
Secondary: Malaria
Final: Chest Pain
GB38 . Yang Fu

Question: Infection
Secondary: Malaria
Final: Cough
LU8 . Jing Qu

Question: Infection
Secondary: Malaria
Final: Dorsal Foot Painful Swelling
GB41 . Zu Lin Qi

Question: Infection
Secondary: Malaria
Final: Dyspnea
GV14 . Daz Hui

Question: Infection
Secondary: Malaria
Final: Dysuria
BL31 . Shang Liao

Question: Infection
Secondary: Malaria
Final: Eye Disorders
TB4 . Yang Chi

Question: Infection
Secondary: Malaria
Final: Facial Edema
GV23 . Shang Xing, TB16 . Tian You

Question: Infection
Secondary: Malaria
Final: Facial Muscle Paralysis
LI4 . He Gu

Question: Infection
Secondary: Malaria
Final: Fear
PC4 . Xi Men

Question: Infection
Secondary: Malaria
Final: Fever
LI11 . Qu Chi

Question: Infection
Secondary: Malaria
Final: Fever And Chills
GV13 . Tao Dao

Question: Infection
Secondary: Malaria
Final: Headache
GV13 . Tao Dao, GV4 . Ming Men

Question: Infection
Secondary: Malaria
Final: Headache Migraine
TB10 . Tian Jing

Question: Infection
Secondary: Malaria
Final: Hemiplegia
GB20 . Feng Chi, LU7 . Lie Que

Question: Infection
Secondary: Malaria
Final: Herpes Zoster
GB40 . Qiu Xu

Question: Infection
Secondary: Malaria
Final: Hypertension
GB43 . Jia Xi

Question: Infection
Secondary: Malaria
Final: Hypochondriac Region Pain
GB34 . Yang Ling Quan, SI4 . Wan Gu

Question: Infection
Secondary: Malaria
Final: Hysteria
ST43 . Xian Gu

Question: Infection
Secondary: Malaria
Final: Insomnia
KI3 . Tai Xi

Question: Infection
Secondary: Malaria
Final: Lactation Insufficient
SI1 . Shao Ze

Question: Infection
Secondary: Malaria
Final: Lateral Costal Region Swelling
LR14 . Qi Men

Question: Infection
Secondary: Malaria
Final: Leg Numbness
BL40 . Wei Zhong

Question: Infection
Secondary: Malaria
Final: Leukorrhea
LR2 . Xing Jian

Question: Infection
Secondary: Malaria
Final: Loss Of Consciousness
LI1 . Shang Yang

Question: Infection
Secondary: Malaria
Final: Lumbar Pain
BL58 . Fei Yang, SI3 . Hou Xi

Question: Infection
Secondary: Malaria
Final: Malaria
TB2 . Ye Men

Question: Infection
Secondary: Malaria
Final: Mastitis
LU10 . Yu Ji

Question: Infection
Secondary: Malaria
Final: Menorrhagia
BL20 . Pi Shu

Question: Infection
Secondary: Malaria
Final: Mental Disorders
BL64 . Jing Gu, SI8 . Xiao Hai

Question: Infection
Secondary: Malaria
Final: Mouth Deviation
ST44 . Nei Ting

Question: Infection
Secondary: Malaria
Final: Nasal Congestion
BL58 . Fei Yang

Question: Infection
Secondary: Malaria
Final: Palm Heat
HE8 . Shao Fu

Question: Infection
Secondary: Malaria
Final: Palpitations
PC6 . Nei Guan

Question: Infection
Secondary: Malaria
Final: Parotitis
SI2 . Qian Gu

Question: Infection
Secondary: Malaria
Final: Respiratory Disorders
LU5 . Chi Ze

Question: Infection
Secondary: Malaria
Final: Saliva Excessive
PC5 . Jian Shi

Question: Infection
Secondary: Malaria
Final: Swallowing Difficult
BL21 . Wei Shu

Question: Infection
Secondary: Malaria
Final: Throat Infections
LU11 . Shao Shang

Question: Infection
Secondary: Malaria
Final: Throat Soreness
LI3 . San Jian, TB3 . Zhong Zhu

Question: Infection
Secondary: Malaria
Final: Tinnitus
GV20 . Bai Hui

Question: Infection
Secondary: Malaria
Final: Urine Retention
LR4 . Zhong Feng

Question: Infection
Secondary: Malaria
Final: Vomiting
SP4 . Gong Sun

Question: Infection
Secondary: Malaria
Final: Wrist Joint Soft Tissue Diseases
LI5 . Yang Xi

**Question: Infection
Secondary: Mumps**

Question: Infection
Secondary: Mumps
Final: Fever Without Sweating
LI4 . He Gu

Question: Infection
Secondary: Mumps
Final: Headache
TB5 . Wai Guan

Question: Infection
Secondary: Mumps
Final: Jaw Disorders
GB2 . Ting Hui

Question: Infection
Secondary: Mumps
Final: Jaws Clenched
ST5 . Da Ying

Question: Infection
Secondary: Mumps
Final: Mouth Deviation
TB17 . Yi Feng

Question: Infection
Secondary: Mumps
Final: Seizures SI2 . Qian Gu

Question: Infection
Secondary: Mumps
Final: Throat Soreness
LU11 . Shao Shang

Question: Infection
Secondary: TCM

Question: Infection
Secondary: TCM
Final: Anal Diseases
BL30 . Bai Huan Shu

Question: Infection
Secondary: TCM
Final: Decreased Energy
KI4 . Da Zhong

Question: Infection
Secondary: TCM
Final: Eczema
GV14 . Daz Hui, SP6 . San Yin Jiao

Question: Infection
Secondary: TCM
Final: Palm Heat
HE7 . Shen Men

Question: Mind
Secondary: Dementia

Question: Mind
Secondary: Dementia
Final: Fever
BL15 . Xin Shu

Question: Mind
Secondary: Dementia
Final: Palpitations
HE7 . Shen Men

Question: Mind
Secondary: Mania

Question: Mind
Secondary: Mania
Final: Breast Swelling
GB37 . Guang Ming

Question: Mind
Secondary: Mania
Final: Carbuncles And Furuncles
GV12 . Shen Zhu

Question: Mind
Secondary: Mania
Final: Cardiac Conditions
GV12 . Shen Zhu

Question: Mind
Secondary: Mania
Final: Constipation
GV1 . Chang Qiang

Question: Mind
Secondary: Mania
Final: Epilepsy
GV8 . Jin Suo

Question: Mind
Secondary: Mania
Final: Eye Disorders
BL10 . Tian Zhu, GB43 . Jia Xi

Question: Mind
Secondary: Mania
Final: Fever Without Sweating
BL10 . Tian Zhu, SI5 . Yang Gu

Question: Mind
Secondary: Mania
Final: Headache
ST40 . Feng Long

Question: Mind
Secondary: Mania
Final: Headache Unilateral
TB10 . Tian Jing

Question: Mind
Secondary: Mania
Final: Infertility
KI1 . Yong Quan

Question: Mind
Secondary: Mania
Final: Insomnia
BL15 . Xin Shu

Question: Mind
Secondary: Mania
Final: Leg Muscle Atrophy
ST40 . Feng Long

Question: Mind
Secondary: Mania
Final: Lip Tremor
GV26 . Shui Gou

Question: Mind
Secondary: Mania
Final: Liver Disorders
LR14 . Qi Men

Question: Mind
Secondary: Mania
Final: Mania
BL5 . Wu Chu, BL61 . Pu Can, GB9 . Tian
Chong, GV16 . Feng Fu, GV19 . Hou Ding

Question: Mind
Secondary: Mania
Final: Manic Raving
LI6 . Pian Li, LI8 . Xia Lian

Question: Mind
Secondary: Mania
Final: Menses Early
LR2 . Xing Jian

Question: Mind
Secondary: Mania
Final: Neck Pain
SI8 . Xiao Hai

Question: Mind
Secondary: Mania
Final: Pancreatitis
ST36 . Zu San Li

Question: Mind
Secondary: Mania
Final: Paralysis Due To Wind Stroke
ST36 . Zu San Li

Question: Mind
Secondary: Mania
Final: Perspiration At Night
BL13 . Fei Shu

Question: Mind
Secondary: Mania
Final: Reproductive System Disorders
ST36 . Zu San Li

Question: Mind
Secondary: Mania
Final: Seizures
HE7 . Shen Men, PC5 . Jian Shi, PC8 . Lao
Gong, ST36 . Zu San Li

Question: Mind
Secondary: Mania
Final: Stomach Pain
PC5 . Jian Shi, PC7 . Da Ling

Question: Mind
Secondary: Mania
Final: Stool With Undigested Food
LR13 . Zhang Men

Question: Mind
Secondary: Mania
Final: Suicidal Tendencies
GV16 . Feng Fu

Question: Mind
Secondary: Mania
Final: Throat Constriction
TB2 . Ye Men

Question: Mind
Secondary: Mania
Final: Throat Infections
PC7 . Da Ling

Question: Mind
Secondary: Mania
Final: Visual Dizziness
GV18 . Qiang Jian

**Question: Mind
Secondary: Memory**

Question: Mind
Secondary: Memory
Final: Axillary Pain
HE3 . Shao Hai

Question: Mind
Secondary: Memory
Final: Fever High
LI11 . Qu Chi

Question: Mind
Secondary: Memory
Final: Hypertension
GB20 . Feng Chi

Question: Mind
Secondary: Memory
Final: Irritable
BL15 . Xin Shu

Question: Mind
Secondary: Memory
Final: Jaw Disorders
LU7 . Lie Que

Question: Mind
Secondary: Memory
Final: Leg Paralysis
KI1 . Yong Quan

Question: Mind
Secondary: Memory
Final: Lumbar Pain
KI3 . Tai Xi

Question: Mind
Secondary: Memory
Final: Perspiration At Night
BL43 . Gao Huan Shu

Question: Mind
Secondary: Memory
Final: Poor Memory
GV11 . Shen Dao

Question: Mind
Secondary: Memory
Final: Rectal Prolapse
PC6 . Nei Guan

Question: Mind
Secondary: Memory
Final: Seizures
PC6 . Nei Guan

Question: Mind
Secondary: Memory
Final: Thirst
HE7 . Shen Men

Question: Mind
Secondary: Memory
Final: Uterine Prolapse
GV20 . Bai Hui

Question: Mind
Secondary: Memory
Final: Vomiting
PC5 . Jian Shi

Question: Mind
Secondary: Mind

Question: Mind
Secondary: Mind
Final: Nosebleed
ST44 . Nei Ting

Question: Mind
Secondary: Mind
Final: Throat Dryness
HE7 . Shen Men

Question: Mind
Secondary: Mind
Final: Vertigo
GV20 . Bai Hui

Question: Perspiration
Secondary: TCM
Final: Respiratory Disorders
BL11 . Da Zhu, BL43 . Gao Huan Shu, GV10
. Ling Tai, GV12 . Shen Zhu

Question: Musculoskeletal
Secondary: Atrophy

Question: Musculoskeletal
Secondary: Atrophy
Final: Abdominal Pain
ST35 . Du Bi

Question: Musculoskeletal
Secondary: Atrophy
Final: Borborygmus
GV9 . Zhi Yang

Question: Musculoskeletal
Secondary: Atrophy
Final: Chills And Fever without Sweating
GB37 . Guang Ming

Question: Musculoskeletal
Secondary: Atrophy
Final: Constipation
BL36 . Cheng Fu, BL54 . Zhi Bian, CV6 . Qi Hai

Question: Musculoskeletal
Secondary: Atrophy
Final: Diarrhea
LI10 . Shou San Li

Question: Musculoskeletal
Secondary: Atrophy
Final: Dysmenorrhea
BL24 . Qi Hai Shu

Question: Musculoskeletal
Secondary: Atrophy
Final: Dysuria
BL28 . Pang Guang Shu, BL33 . Zhong Liao

Question: Musculoskeletal
Secondary: Atrophy
Final: Edema
GB30 . Huan tiao

Question: Musculoskeletal
Secondary: Atrophy
Final: Eye Disorders
GB37 . Guang Ming

Question: Musculoskeletal
Secondary: Atrophy
Final: Facial Muscle Paralysis
ST4 . Di Cang

Question: Musculoskeletal
Secondary: Atrophy
Final: Genital Pain
SP6 . San Yin Jiao

Question: Musculoskeletal
Secondary: Atrophy
Final: Goiter
LI11 . Qu Chi

Question: Musculoskeletal
Secondary: Atrophy
Final: Headache
GB31 . Feng Shi

Question: Musculoskeletal
Secondary: Atrophy
Final: Hip Movement Inhibited
SP12 . Chong Men

Question: Musculoskeletal
Secondary: Atrophy
Final: Hypochondriac Region Pain
GB40 . Qiu Xu

Question: Musculoskeletal
Secondary: Atrophy
Final: Hypochondriac Region Swelling
LR3 . Tai Chong

Question: Musculoskeletal
Secondary: Atrophy
Final: Jaundice
GB34 . Yang Ling Quan

Question: Musculoskeletal
Secondary: Atrophy
Final: Knee Disorders
ST32 . Fu Tu

Question: Musculoskeletal
Secondary: Atrophy
Final: Leg Atrophy
BL61 . Pu Can

Question: Musculoskeletal
Secondary: Atrophy
Final: Leg Muscle Atrophy
BL37 . Yin Men, GB39 . Xuan Zhong, ST31 . Bi Guan

Question: Musculoskeletal
Secondary: Atrophy
Final: Leg Pain
BL25 . Da Chang Shu, BL40 . Wei Zhong, ST40 . Feng Long

Question: Musculoskeletal
Secondary: Atrophy
Final: Leg Paralysis
ST40 . Feng Long

Question: Musculoskeletal
Secondary: Atrophy
Final: Lower Extremity Pain
ST39 . Xia Ju Xu

Question: Musculoskeletal
Secondary: Atrophy
Final: Lower Extremity Pain Or Paralysis
ST41 . Jie Xi

Question: Musculoskeletal
Secondary: Atrophy
Final: Lower Leg Pain Or Paralysis
ST38 . Tiao Kou

Question: Musculoskeletal
Secondary: Atrophy
Final: Lower Limb Atrophy
GB32 . Zhong Du

Question: Musculoskeletal
Secondary: Atrophy
Final: Lower Limb Atrophy With Painful
Obstruction
GB35 . Yang Jiao, GB36 . Wai Qui

Question: Musculoskeletal
Secondary: Atrophy
Final: Mastitis
KI3 . Tai Xi

Question: Musculoskeletal
Secondary: Atrophy
Final: Nocturnal Emissions
CV4 . Guan Yuan

Question: Musculoskeletal
Secondary: Atrophy
Final: Nosebleed
BL58 . Fei Yang

Question: Musculoskeletal
Secondary: Atrophy
Final: Orchitis
KI7 . Fu Liu

Question: Musculoskeletal
Secondary: Atrophy
Final: Paralysis
BL59 . Fu Yang

Question: Musculoskeletal
Secondary: Atrophy
Final: Seminal Emissions
BL43 . Gao Huan Shu

Question: Musculoskeletal
Secondary: Atrophy
Final: Vomiting
LR13 . Zhang Men

Question: Musculoskeletal
Secondary: Back-Lower

Question: Musculoskeletal
Secondary: Back-Lower
Final: Diarrhea
CV6 . Qi Hai

Question: Musculoskeletal
Secondary: Back-Lower
Final: Eye Disorders
GB38 . Yang Fu

Question: Musculoskeletal
Secondary: Back-Lower
Final: Knee Disorders
BL23 . Shen Shu, BL52 . Zhi Shi, SP9 . Yin
Ling Quan

Question: Musculoskeletal
Secondary: Back-Lower
Final: Leg Paralysis
BL25 . Da Chang Shu, BL40 . Wei Zhong

Question: Musculoskeletal
Secondary: Back-Lower
Final: Lumbar Pain
BL22 . San Jiao Shu, BL26 . Guan Yuan
Shu, BL34 . Xia Liao
BL56 . Cheng Jin, BL57 . Cheng Shan, BL59
. Fu Yang, BL60 . Kun Lun
BL63 . Jin Men, BL65 . Shu Gu, GB27 . Wu
Shu

Question: Musculoskeletal
Secondary: Back-Upper

Question: Musculoskeletal
Secondary: Back-Upper
Final: Loss Of Voice Sudden
CV22 . Tian Tu

Question: Musculoskeletal
Secondary: Contraction

Question: Musculoskeletal
Secondary: Contraction
Final: Arm Pain
LI14 . Bi Nao, LI15 . Jian Yu

Question: Musculoskeletal
Secondary: Contraction
Final: Chills
BL11 . Da Zhu

Question: Musculoskeletal
Secondary: Contraction
Final: Dysuria
BL39 . Wei Yang

Question: Musculoskeletal
Secondary: Contraction
Final: Elbow Hypertonicity
SI7 . Zhi Zheng

Question: Musculoskeletal
Secondary: Contraction
Final: Elbow Problems
HE4 . Ling Dao, LI13 . Shou Wu Li

Question: Musculoskeletal
Secondary: Contraction
Final: Eye Disorders
GB41 . Zu Lin Qi

Question: Musculoskeletal
Secondary: Contraction
Final: Facial Edema LI10 . Shou San Li

Question: Musculoskeletal
Secondary: Contraction
Final: Finger Contraction
LI4 . He Gu

Question: Musculoskeletal
Secondary: Contraction
Final: Four Limbs Contraction
GB11 . Tou Qiao Yin

Question: Musculoskeletal
Secondary: Contraction
Final: Groin Pain
GB30 . Huan Tiao

Question: Musculoskeletal
Secondary: Contraction
Final: Headache
BL10 . Tian Zhu

Question: Musculoskeletal
Secondary: Contraction
Final: Headache Migraine
GB38 . Yang Fu

Question: Musculoskeletal
Secondary: Contraction
Final: Heat Stroke
PC3 . Qu Ze

Question: Musculoskeletal
Secondary: Contraction
Final: Hemiplegia
GB31 . Feng Shi, TB5 . Wai Guan

Question: Musculoskeletal
Secondary: Contraction
Final: Hypertension
GB44 . Zu Qiao Yin

Question: Musculoskeletal
Secondary: Contraction
Final: Hypochondriac Region Pain
GB43 . Jia Xi, GB44 . Zu Qiao Yin

Question: Musculoskeletal
Secondary: Contraction
Final: Impotence
GV3 . Yao Yang Guan

Question: Musculoskeletal
Secondary: Contraction
Final: Indigestion
SP5 . Shang Qui

Question: Musculoskeletal
Secondary: Contraction
Final: Insomnia
LR3 . Tai Chong

Question: Musculoskeletal
Secondary: Contraction
Final: Jaundice
LR3 . Tai Chong

Question: Musculoskeletal
Secondary: Contraction
Final: Knee Disorders
GB34 . Yang Ling Quan

Question: Musculoskeletal
Secondary: Contraction
Final: Leg Muscle Atrophy
GB34 . Yang Ling Quan

Question: Musculoskeletal
Secondary: Contraction
Final: Leg Numbness
ST31 . Bi Guan

Question: Musculoskeletal
Secondary: Contraction
Final: Leg Pain
GB39 . Xuan Zhong

Question: Musculoskeletal
Secondary: Contraction
Final: Leg Paralysis
ST32 . Fu Tu

Question: Musculoskeletal
Secondary: Contraction
Final: Loss Of Consciousness
KI1 . Yong Quan

Question: Musculoskeletal
Secondary: Contraction
Final: Lumbar Pain
BL40 . Wei Zhong

Question: Musculoskeletal
Secondary: Contraction
Final: Malaria
SI3 . Hou Xi

Question: Musculoskeletal
Secondary: Contraction
Final: Mental Disorders
HE5 . Tong Li, SI3 . Hou Xi

Question: Musculoskeletal
Secondary: Contraction
Final: Mouth Deviation
LR2 . Xing Jian, ST4 . Di Cang

Question: Musculoskeletal
Secondary: Contraction
Final: Palpitations
HE8 . Shao Fu

Question: Musculoskeletal
Secondary: Contraction
Final: Seizures
KI6 . Zhao Hai

Question: Musculoskeletal
Secondary: Contraction
Final: Shoulder And Back Contraction
BL60 . Kun Lun

Question: Musculoskeletal
Secondary: Contraction
Final: Shoulder and Neck Pain
BL41 . Fu Fen

Question: Musculoskeletal
Secondary: Contraction
Final: Thigh Pain
BL38 . Fu Xi

Question: Musculoskeletal
Secondary: Contraction
Final: Throat Soreness
TB2 . Ye Men

Question: Musculoskeletal
Secondary: Contraction
Final: Ulcer Gastric
BL21 . Wei Shu

Question: Musculoskeletal
Secondary: Contraction
Final: Urinary Dysfunction
HE8 . Shao Fu

Question: Musculoskeletal
Secondary: Contraction
Final: Vomiting
PC7 . Da Ling

Question: Musculoskeletal
Secondary: Extremities

Question: Musculoskeletal
Secondary: Extremities
Final: Deafness
TB8 . San Yang Luo

Question: Musculoskeletal
Secondary: Extremities
Final: Limb Weakness
SP21 . Da Bao

Question: Musculoskeletal
Secondary: Extremities
Final: Seminal Emissions
CV4 . Guan Yuan

Question: Musculoskeletal
Secondary: Extremities
Final: Stomach Pain
SP2 . Da Du

Question: Musculoskeletal
Secondary: Extremities
Final: Stool With Undigested Food
BL43 . Gao Huan Shu

Question: Musculoskeletal
Secondary: Extremity-Lower
Final: Constipation
BL30 . Bai Huan Shu

Question: Musculoskeletal
Secondary: Extremity-Lower
Final: Dorsal Foot Painful Swelling
KI2 . Ran Gu

Question: Musculoskeletal
Secondary: Extremity-Lower

Question: Pain
Secondary: Extremity-Lower
Final: Foot Pain
BL60 . Kun Lun, GB41 . Zu Lin Qi

Question: Musculoskeletal
Secondary: Extremity-Lower
Final: Headache Occipital
BL10 . Tian Zhu

Question: Musculoskeletal
Secondary: Extremity-Lower
Final: Hematuria
BL27 . Xiao Chang Shu

Question: Musculoskeletal
Secondary: Extremity-Lower
Final: Knee Pain
BL61 . Pu Can, SP7 . Lou Gu

Question: Musculoskeletal
Secondary: Extremity-Lower
Final: Leg Muscle Cramp
BL55 . Hey Yng

Question: Musculoskeletal
Secondary: Extremity-Lower
Final: Leg Numbness
BL37 . Yin Men

Question: Musculoskeletal
Secondary: Extremity-Lower
Final: Neck Stiffness
BL64 . Jing Gu

Question: Neuromuscular
Secondary: Extremity-Lower
Final: Nosebleed
GB39 . Xuan Zhong, LR2 . Xing Jian

Question: Musculoskeletal
Secondary: Extremity-Lower
Final: Palpitations
LR2 . Xing Jian

Question: Musculoskeletal
Secondary: Extremity-Lower
Final: Seizures
BL58 . Fei Yang

Question: Musculoskeletal
Secondary: Extremity-Lower
Final: Shock
ST36 . Zu San Li

Question: Musculoskeletal
Secondary: Extremity-Lower
Final: Thigh And Knee Swelling
ST38 . Tiao Kou

Question: Musculoskeletal
Secondary: Extremity-Upper

Question: Musculoskeletal
Secondary: Extremity-Upper
Final: Arm Contraction
LI12 . Zhou Liao

Question: Musculoskeletal
Secondary: Extremity-Upper
Final: Arm Paralysis
LI14 . Bi Nao, LI15 . Jian Yu

Question: Musculoskeletal
Secondary: Extremity-Upper
Final: Forearm Medial Pain
LU9 . Tai Yuan

Question: Musculoskeletal
Secondary: Extremity-Upper
Final: Hemiplegia
LI11 . Qu Chi, SI6 . Yang Lao

Question: Musculoskeletal
Secondary: Extremity-Upper
Final: Hypertension
LI11 . Qu Chi, TB5 . Wai Guan

Question: Musculoskeletal
Secondary: Extremity-Upper
Final: Hypochondriac Region Pain
TB5 . Wai Guan

Question: Musculoskeletal
Secondary: Extremity-Upper
Final: Liver Disorders
LR3 . Tai Chong

Question: Musculoskeletal
Secondary: Extremity-Upper
Final: Loss Of Consciousness
SI1 . Shao Ze

Question: Musculoskeletal
Secondary: Extremity-Upper
Final: Mouth Deviation
LU7 . Lie Que

Question: Pain
Secondary: Extremity-Upper
Final: Scapular Pain
SI13 . Qu Yaun, SI9 . Jian Zhen, TB13 . Nao Hui

Question: Musculoskeletal
Secondary: Extremity-Upper
Final: Stomach Pain
PC6 . Nei Guan

Question: Pain
Secondary: Extremity-Upper
Final: Tinnitus
SI17 . Tian Rong, SI3 . Hou Xi, SI5 . Yang Gu, TB2 . Ye Men

Question: Pain
Secondary: Extremity-Upper
Final: Toothache
LI1 . Shang Yang, LI11 . Qu Chi, LI2 . Er Jian, LI3 . San Jian, LU10 . Yu Ji, SI5 . Yang Gu, TB2 . Ye Men

Question: Musculoskeletal
Secondary: Head And Neck

Question: Musculoskeletal
Secondary: Head And Neck
Final: Arm Pain
SI11 . Tian Zong

Question: Musculoskeletal
Secondary: Head And Neck
Final: Asthma
GV10 . Ling Tai, ST16 . Ying Chuang

Question: Musculoskeletal
Secondary: Head And Neck
Final: Cheek And Sub mandible Swelling
GB7 . Qu Bin

Question: Musculoskeletal
Secondary: Head And Neck
Final: Cheek Swelling
GB12 . Wan Gu

Question: Musculoskeletal
Secondary: Head And Neck
Final: Cough BL11 . Da Zhu

Question: Musculoskeletal
Secondary: Head And Neck
Final: Diarrhea
GV1 . Chang Qiang

Question: Musculoskeletal
Secondary: Head And Neck
Final: Facial Itching
LI20 . Ying Xiang

Question: Musculoskeletal
Secondary: Head And Neck
Final: Facial Muscle Paralysis
CV24 . Cheng Jiang
GB14 . Yang Bai, ST6 . Jia Che

Question: Musculoskeletal
Secondary: Head And Neck
Final: Facial Numbness
CV24 . Cheng Jiang

Question: Musculoskeletal
Secondary: Head And Neck
Final: Facial Pain
CV24 . Cheng Jiang, ST7 . Xia Guan

Question: Musculoskeletal
Secondary: Head And Neck
Final: Facial Swelling
ST42 . Chong Yang, ST45 . Li Dui

Question: Musculoskeletal
Secondary: Head And Neck
Final: Fever Without Sweating
GB37 . Guang Ming

Question: Musculoskeletal
Secondary: Head And Neck
Final: Hand Pain
SI5 . Yang Gu

Question: Musculoskeletal
Secondary: Head And Neck
Final: Headache
BL12 . Feng Men, GV15 . Ya Men, TB16 .
Tian You

Question: Musculoskeletal
Secondary: Head And Neck
Final: Headache Midline
BL62 . Shen Mai

Question: Musculoskeletal
Secondary: Head And Neck
Final: Headache Occipital
GV15 . Ya Men

Question: Musculoskeletal
Secondary: Head And Neck
Final: Hearing Loss Sudden
TB16 . Tian You

Question: Musculoskeletal
Secondary: Head And Neck
Final: Heaviness Of The Head
BL59 . Fu Yang, GB8 . Shuai Gu, GV17 .
Nao Hu

Question: Musculoskeletal
Secondary: Head And Neck
Final: Heaviness Of The Head And Neck
BL9 . Yu Zhen

Question: Musculoskeletal
Secondary: Head And Neck
Final: Hemiplegia
BL7 . Tong Tian

Question: Musculoskeletal
Secondary: Head And Neck
Final: Insomnia
BL62 . Shen Mai

Question: Musculoskeletal
Secondary: Head And Neck
Final: Jaundice
SI4 . Wan Gu

Question: Musculoskeletal
Secondary: Head And Neck
Final: Jaw Disorders
ST7 . Xia Guan

Question: Musculoskeletal
Secondary: Head And Neck
Final: Leg Numbness
GB34 . Yang Ling Quan

Question: Musculoskeletal
Secondary: Head And Neck
Final: Lips Swelling And Stiffness
GV27 . Dui Duan

Question: Musculoskeletal
Secondary: Head And Neck
Final: Lumbar Pain
LR3 . Tai Chong, ST32 . Fu Tu

Question: Musculoskeletal
Secondary: Head And Neck
Final: Malaria
GV13 . Tao Dao, SI4 . Wan Gu

Question: Musculoskeletal
Secondary: Head And Neck
Final: Mastitis
SI1 . Shao Ze

Question: Musculoskeletal
Secondary: Head And Neck
Final: Mental Disorders
ST40 . Feng Long

Question: Musculoskeletal
Secondary: Head And Neck
Final: Mouth Deviation
BL7 . Tong Tian, GB2 . Ting Hui

Question: Pain
Secondary: Head And Neck
Final: Nasal Congestion
BL2 . Zan Zhu, BL7 . Tong Tian

Question: Musculoskeletal
Secondary: Head And Neck
Final: Neck Nodular Growths
CV22 . Tian Tu, LU1 . Zhong Fu

Question: Pain
Secondary: Head And Neck
Final: Neck Pain
BL66 . Tong Gu, GB36 . Wai Qui, GV16 .
Feng Fu, ST6 . Jia Che

Question: Musculoskeletal
Secondary: Head And Neck
Final: Neck Stiffness
BL42 . Po Hu, BL60 . Kun Lun, BL65 . Shu
Gu, GV16 . Feng Fu, SI7 . Zhi Zheng,
TB16 . Tian You, TB5 . Wai Guan

Question: Musculoskeletal
Secondary: Head And Neck
Final: Palpitations
BL64 . Jing Gu

Question: Musculoskeletal
Secondary: Head And Neck
Final: Parotitis
TB5 . Wai Guan

Question: Musculoskeletal
Secondary: Head And Neck
Final: Saliva Excessive
ST4 . Di Cang

Question: Musculoskeletal
Secondary: Head And Neck
Final: Tension Headache
BL9 . Yu Zhen

Question: Musculoskeletal
Secondary: Head And Neck
Final: Throat Constriction
LI1 . Shang Yang

Question: Musculoskeletal
Secondary: Head And Neck
Final: Throat Pain
SI17 . Tian Rong

Question: Musculoskeletal
Secondary: Head And Neck
Final: Trigeminal Neuralgia
LI3 . San Jian, ST4 . Di Cang

Question: Musculoskeletal
Secondary: Head And Neck
Final: Trismus
ST45 . Li Dui

Question: Musculoskeletal
Secondary: Head And Neck
Final: Windstroke
GV20 . Bai Hui

Question: Musculoskeletal
Secondary: Muscle

Question: Musculoskeletal
Secondary: Muscle
Final: Dysmenorrhea
CV6 . Qi Hai

Question: Musculoskeletal
Secondary: Muscle
Final: Dyspnea
BL11 . Da Zhu, GV12 . Shen Zhu

Question: Musculoskeletal
Secondary: Muscle
Final: Fever
GV14 . Daz Hui

Question: Musculoskeletal
Secondary: Muscle
Final: Forearm Pain SI7 . Zhi Zheng

Question: Musculoskeletal
Secondary: Muscle
Final: Genital Swelling
BL28 . Pang Guang Shu

Question: Neuromuscular
Secondary: Muscle
Final: Hemiplegia
CV24 . Cheng Jiang, SP6 . San Yin Jiao

Question: Neuromuscular
Secondary: Muscle
Final: Jaw Disorders
SI5 . Yang Gu, ST6 . Jia Che

Question: Musculoskeletal
Secondary: Muscle
Final: Leg Muscle Cramping
BL57 . Cheng Shan

Question: Musculoskeletal
Secondary: Muscle
Final: Leg Muscle Weakness
BL28 . Pang Guang Shu

Question: Musculoskeletal
Secondary: Muscle
Final: Leg Pain
GB34 . Yang Ling Quan

Question: Musculoskeletal
Secondary: Muscle
Final: Mental Disorders
BL18 . Gan Shu, SI5 . Yang Gu

Question: Musculoskeletal
Secondary: Muscle
Final: Nasal Discharge Excessive
ST40 . Feng Long

Question: Musculoskeletal
Secondary: Muscle
Final: Skin Disorders
BL40 . Wei Zhong

Question: Neuromuscular
Secondary: Muscle
Final: Stomach Pain
GV8 . Jin Suo, ST36 . Zu San Li

Question: Musculoskeletal
Secondary: Muscle
Final: Stool With Blood
CV4 . Guan Yuan

Question: Musculoskeletal
Secondary: Muscle
Final: Throat Dryness
KI6 . Zhao Hai

Question: Musculoskeletal
Secondary: Muscle
Final: Urinary Dysfunction
CV4 . Guan Yuan, LR3 . Tai Chong

Question: Neuromuscular
Secondary: Muscle
Final: Visual Disturbances
BL18 . Gan Shu, BL58 . Fei Yang

Question: Musculoskeletal
Secondary: Muscle
Final: Vomiting
SP2 . Da Du, ST36 . Zu San Li

Question: Musculoskeletal
Secondary: Range Of Motion

Question: Musculoskeletal
Secondary: Range Of Motion
Final: Arm Motor Impairment
TB14 . Jian Liao

Question: Musculoskeletal
Secondary: Range Of Motion
Final: Arm Pain
LI13 . Shou Wu Li, SI10 . Nao Shu, SI6 .
Yang Lao

Question: Musculoskeletal
Secondary: Range Of Motion
Final: Arm Paralysis
SI9 . Jian Zhen

Question: Musculoskeletal
Secondary: Range Of Motion
Final: Arthritis Shoulder
HE1 . Ji Quan, SI6 . Yang Lao

Question: Musculoskeletal
Secondary: Range Of Motion
Final: Asthma
SI11 . Tian Zong

Question: Musculoskeletal
Secondary: Range Of Motion
Final: Back Pain
GB21 . Jian Jing, LI14 . Bi Nao

Question: Musculoskeletal
Secondary: Range Of Motion
Final: Cardiac Pain
HE3 . Shao Hai

Question: Musculoskeletal
Secondary: Range Of Motion
Final: Dysuria
BL30 . Bai Huan Shu

Question: Musculoskeletal
Secondary: Range Of Motion
Final: Elbow Problems
HE3 . Shao Hai, LU6 . Kong Zui

Question: Musculoskeletal
Secondary: Range Of Motion
Final: Endometriosis
GB29 . Ju Liao

Question: Musculoskeletal
Secondary: Range Of Motion
Final: Fever And Chills
GV14 . Daz Hui

Question: Musculoskeletal
Secondary: Range Of Motion
Final: Forearm Pain
TB8 . San Yang Luo

Question: Musculoskeletal
Secondary: Range Of Motion
Final: Gastrointestinal Disorders
LI10 . Shou San Li

Question: Musculoskeletal
Secondary: Range Of Motion
Final: Hand Inability To Grip Firmly
SI7 . Zhi Zheng

Question: Musculoskeletal
Secondary: Range Of Motion
Final: Headache
LU6 . Kong Zui

Question: Musculoskeletal
Secondary: Range Of Motion
Final: Hemiplegia
GB30 . Huan Tiao, LI15 . Jian Yu

Question: Musculoskeletal
Secondary: Range Of Motion
Final: Hernia Pain
LR5 . Li Gou

Question: Musculoskeletal
Secondary: Range Of Motion
Final: Hypertension
LI15 . Jian Yu

Question: Musculoskeletal
Secondary: Range Of Motion
Final: Inability To Turn Over When Lying
Down
SP19 . Xiong Xiang

Question: Musculoskeletal
Secondary: Range Of Motion
Final: Insomnia
GB44 . Zu Qiao Yin

Question: Musculoskeletal
Secondary: Range Of Motion
Final: Intestinal Disorders
SP15 . Da Heng

Question: Musculoskeletal
Secondary: Range Of Motion
Final: Itching
GB31 . Feng Shi

Question: Musculoskeletal
Secondary: Range Of Motion
Final: Knee Disorders
GB33 . Xi Yang Guan, GV3 . Yao Yang Guan, ST35 . Du Bi

Question: Musculoskeletal
Secondary: Range Of Motion
Final: Leg Numbness
GV3 . Yao Yang Guan

Question: Musculoskeletal
Secondary: Range Of Motion
Final: Leg Pain
BL55 . Hey Yng, BL62 . Shen Mai

Question: Musculoskeletal
Secondary: Range Of Motion
Final: Leg Paralysis
ST31 . Bi Guan, ST34 . Liang Qiu

Question: Musculoskeletal
Secondary: Range Of Motion
Final: Lumbar Pain
BL62 . Shen Mai, ST34 . Liang Qiu

Question: Musculoskeletal
Secondary: Range Of Motion
Final: Lumbar Stiffness
BL22 . San Jiao Shu

Question: Musculoskeletal
Secondary: Range Of Motion
Final: Lumbosacral Pain
BL28 . Pang Guang Shu

Question: Musculoskeletal
Secondary: Range Of Motion
Final: Menses Irregular
LR3 . Tai Chong

Question: Musculoskeletal
Secondary: Range Of Motion
Final: Nasal Congestion
BL10 . Tian Zhu

Question: Musculoskeletal
Secondary: Range Of Motion
Final: Neck Pain
SI3 . Hou Xi

Question: Musculoskeletal
Secondary: Range Of Motion
Final: Neck Stiffness
SI4 . Wan Gu, SI8 . Xiao Hai, ST11 . Qi She

Question: Musculoskeletal
Secondary: Range Of Motion
Final: Neck Stiffness With Inability To Rotate
GV18 . Qiang Jian

Question: Musculoskeletal
Secondary: Range Of Motion
Final: Parotitis
GB2 . Ting Hui

Question: Musculoskeletal
Secondary: Range Of Motion
Final: Perspiration At Night
LR2 . Xing Jian

Question: Musculoskeletal
Secondary: Range Of Motion
Final: Sciatica
BL29 . Zhong Lu Shu

Question: Musculoskeletal
Secondary: Range Of Motion
Final: Seizures
ST40 . Feng Long

Question: Musculoskeletal
Secondary: Range Of Motion
Final: Shoulder And Arm Pain
HE2 . Qing Ling, LI7 . Wen Liu

Question: Musculoskeletal
Secondary: Range Of Motion
Final: Shoulder Pain
LU5 . Chi Ze

Question: Musculoskeletal
Secondary: Range Of Motion
Final: Thirst SI4 . Wan Gu

Question: Musculoskeletal
Secondary: Range Of Motion
Final: Thoracic Discomfort
LU5 . Chi Ze

Question: Musculoskeletal
Secondary: Range Of Motion
Final: Throat Soreness
LU5 . Chi Ze, SI2 . Qian Gu

Question: Musculoskeletal
Secondary: Range Of Motion
Final: Tinnitus
TB3 . Zhong Zhu

Question: Musculoskeletal
Secondary: Range Of Motion
Final: Urinary Incontinence
BL40 . Wei Zhong

Question: Musculoskeletal
Secondary: Range Of Motion
Final: Wrist Pain
GB4 . Han Yan

Question: Musculoskeletal
Secondary: Sensation

Question: Musculoskeletal
Secondary: Sensation
Final: Genital Itching
KI2 . Ran Gu

Question: Musculoskeletal
Secondary: Sensation
Final: Jaundice
SP5 . Shang Qui

Question: Musculoskeletal
Secondary: Sensation
Final: Leg Paralysis
GB34 . Yang Ling Quan

Question: Musculoskeletal
Secondary: Sensation
Final: Leukorrhea
BL23 . Shen Shu

Question: Musculoskeletal
Secondary: Sensation
Final: Mastitis
ST34 . Liang Qiu

Question: Musculoskeletal
Secondary: Sensation
Final: Mouth Deviation
LR3 . Tai Chong

Question: Musculoskeletal
Secondary: Sensation
Final: Perspiration Absent
KI7 . Fu Liu

Question: Musculoskeletal
Secondary: Sensation
Final: Stomach Prolapse
BL20 . Pi Shu

Question: Musculoskeletal
Secondary: Sensation
Final: Throat Soreness
KI6 . Zhao Hai

Question: Musculoskeletal
Secondary: Skeletal

Question: Musculoskeletal
Secondary: Skeletal
Final: Back Pain and Stiffness
BL46 . Ge Guan

Question: Musculoskeletal
Secondary: Skeletal
Final: Chest Discomfort
GV9 . Zhi Yang

Question: Musculoskeletal
Secondary: Skeletal
Final: Cough GV12 . Shen Zhu

Question: Musculoskeletal
Secondary: Skeletal
Final: Edema
CV6 . Qi Hai, CV8 . Shen Que

Question: Musculoskeletal
Secondary: Skeletal
Final: Fever
BL11 . Da Zhu

Question: Musculoskeletal
Secondary: Skeletal
Final: Fever Tidal
BL11 . Da Zhu

Question: Musculoskeletal
Secondary: Skeletal
Final: Headache Splitting
GV4 . Ming Men

Question: Musculoskeletal
Secondary: Skeletal
Final: Heat Stroke
GV14 . Daz Hui

Question: Musculoskeletal
Secondary: Skeletal
Final: Hemorrhoids
GV1 . Chang Qiang

Question: Musculoskeletal
Secondary: Skeletal
Final: Impotence
GV4 . Ming Men

Question: Musculoskeletal
Secondary: Skeletal
Final: Insomnia
GB20 . Feng Chi

Question: Musculoskeletal
Secondary: Skeletal
Final: Intestinal Disorders
GV4 . Ming Men

Question: Musculoskeletal
Secondary: Skeletal
Final: Leg Muscle Weakness
ST35 . Du Bi

Question: Musculoskeletal
Secondary: Skeletal
Final: Leg Pain
BL37 . Yin Men, GB36 . Wai Qui

Question: Musculoskeletal
Secondary: Skeletal
Final: Loss Of Consciousness
GV26 . Shui Gou

Question: Musculoskeletal
Secondary: Skeletal
Final: Loss Of Voice Sudden
GV15 . Ya Men

Question: Musculoskeletal
Secondary: Skeletal
Final: Lumbar Pain
GV26 . Shui Gou

Question: Musculoskeletal
Secondary: Skeletal
Final: Lumbar Spinal Pain And Stiffness
GV5 . Xuan Shu

Question: Musculoskeletal
Secondary: Skeletal
Final: Lumbar Spinal Stiffness
GV6 . Ji Zhong

Question: Musculoskeletal
Secondary: Skeletal
Final: Meniere's Disease
BL62 . Shen Mai

Question: Musculoskeletal
Secondary: Skeletal
Final: Mental Disorders
GV13 . Tao Dao, GV15 . Ya Men

Question: Musculoskeletal
Secondary: Skeletal
Final: Nausea
LR3 . Tai Chong

Question: Musculoskeletal
Secondary: Skeletal
Final: Nosebleed
BL18 . Gan Shu

Question: Musculoskeletal
Secondary: Skeletal
Final: Respiratory Disorders
BL13 . Fei Shu

Question: Musculoskeletal
Secondary: Skeletal
Final: Seizures
BL18 . Gan Shu

Question: Musculoskeletal
Secondary: Skeletal
Final: Spinal Stiffness And Contraction
GV8 . Jin Suo

Question: Musculoskeletal
Secondary: Skeletal
Final: Urticaria
ST32 . Fu Tu

Question: Musculoskeletal
Secondary: Skeletal
Final: Vertigo
TB3 . Zhong Zhu

Question: Musculoskeletal
Secondary: Skeletal
Final: Vomiting
BL40 . Wei Zhong

Question: Digestion
Secondary: TCM
Final: Back Pain
BL12 . Feng Men, GV10 . Ling Tai, GV12 .
Shen Zhu, GV9 . Zhi Yang, TB6 . Zhi Gou

Question: Musculoskeletal
Secondary: TCM

Question: Musculoskeletal
Secondary: TCM
Final: Bone Marrow With Coldness
LI9 . Shang Lian

Question: Musculoskeletal
Secondary: TCM
Final: Chest Fullness And Distention
GB35 . Yang Jiao

Question: Musculoskeletal
Secondary: TCM
Final: Chest Pain
GV9 . Zhi Yang, HE8 . Shao Fu, ST40 . Feng
Long

Question: Fever/Chills
Secondary: TCM
Final: Dyspnea
BL12 . Feng Men, BL13 . Fei Shu, BL15 .
Xin Shu, GB21 . Jian Jing, KI4 . Da Zhong,
LU8 . Jing Qu, LU9 . Tai Yuan

Question: Musculoskeletal
Secondary: TCM
Final: Dysuria
BL32 . Ci Liao, SP6 . San Yin Jiao

Question: Musculoskeletal
Secondary: TCM
Final: Endometriosis
BL30 . Bai Huan Shu, LR5 . Li Gou

Question: Digestion
Secondary: TCM
Final: Facial Muscle Paralysis
LI2 . Er Jian, ST5 . Da Ying, TB17 . Yi Feng

Question: Musculoskeletal
Secondary: TCM
Final: Fear
HE4 . Ling Dao

Question: Hearing
Secondary: TCM
Final: Fever
BL12 . Feng Men, BL19 . Dan Shu, LU10 .
Yu Ji, PC5 . Jian Shi, TB6 . Zhi Gou

Question: Musculoskeletal
Secondary: TCM
Final: Flaccidity Of The Hundred Joints
SP21 . Da Bao

Question: Musculoskeletal
Secondary: TCM
Final: Foot Swelling
GB41 . Zu Lin Qi

Question: Hearing
Secondary: TCM
Final: Headache
BL62 . Shen Mai, GB41 . Zu Lin Qi, GV20 .
Bai Hui, GV23 . Shang Xing, LI4 . He Gu,
LR8 . Qu Quan, LU9 . Tai Yuan

Question: Musculoskeletal
Secondary: TCM
Final: Headache Unilateral
GB38 . Yang Fu

Question: Musculoskeletal
Secondary: TCM
Final: Heat In The Soles Of The Feet
BL67 . Zhi Yin

Question: Musculoskeletal
Secondary: TCM
Final: Hemiplegia
GB21 . Jian Jing, KI6 . Zhao Hai, ST36 . Zu
San Li, ST37 . Shang Ju Xu

Question: Urination
Secondary: TCM
Final: Hernia
CV5 . Shi Men, SP6 . San Yin Jiao

Question: Musculoskeletal
Secondary: TCM
Final: Hip Pain
GB30 . Huan Tiao

Question: Musculoskeletal
Secondary: TCM
Final: Hypertension
GV14 . Daz Hui, SP6 . San Yin Jiao, ST36 .
Zu San Li

Question: Fever/Chills
Secondary: TCM
Final: Hypochondriac Region Pain
GB39 . Xuan Zhong, LR13 . Zhang Men,
LR14 . Qi Men, PC6 . Nei Guan, TB10 . Tian
Jing

Question: Fever/Chills
Secondary: TCM
Final: Insomnia
LR2 . Xing Jian, PC4 . Xi Men, PC6 . Nei
Guan

Question: Musculoskeletal
Secondary: TCM

Question: Musculoskeletal
Secondary: TCM
Final: Intercostal Neuralgia
GB43 . Jia Xi, GV9 . Zhi Yang, TB6 . Zhi Gou

Question: Musculoskeletal
Secondary: TCM
Final: Labor Difficult
BL33 . Zhong Liao

Question: Musculoskeletal
Secondary: TCM
Final: Lack Of Energy
KI15 . Zhong Zhu

Question: Musculoskeletal
Secondary: TCM
Final: Lateral Costal Region Pain
GB36 . Wai Qui

Question: Musculoskeletal
Secondary: TCM
Final: Leg Muscle Atrophy
GB31 . Feng Shi

Question: Musculoskeletal
Secondary: TCM
Final: Leg Numbness
GB33 . Xi Yang Guan

Question: Musculoskeletal
Secondary: TCM
Final: Leg Numbness And Pain
SP7 . Lou Gu

Question: Musculoskeletal
Secondary: TCM
Final: Leg Pain And Swelling
BL61 . Pu Can

Question: Musculoskeletal
Secondary: TCM
Final: Leukorrhea
GV4 . Ming Men

Question: Musculoskeletal
Secondary: TCM
Final: Liver Disorders
BL47 . Hun Men, GB34 . Yang Ling Quan

Question: Musculoskeletal
Secondary: TCM
Final: Loss Of Voice
KI1 . Yong Quan, LU10 . Yu Ji

Question: Musculoskeletal
Secondary: TCM
Final: Lower Limbs And Feet Cold
ST45 . Li Dui

Question: Musculoskeletal
Secondary: TCM
Final: Lumbar Pain
BL12 . Feng Men, BL23 . Shen Shu, BL64 .
Jing Gu, GB31 . Feng Shi, LR13 . Zhang
Men, ST30 . Qi Chong, ST31 . Bi Guan

Question: Musculoskeletal
Secondary: TCM
Final: Menses Irregular
BL23 . Shen Shu, CV4 . Guan Yuan, KI3 .
Tai Xi, ST30 . Qi Chong

Question: Pain
Secondary: TCM
Final: Mental Disorders
GV14 . Daz Hui, KI1 . Yong Quan, PC5 . Jian
Shi, SP4 . Gong Sun, TB10 . Tian Jing

Question: Musculoskeletal
Secondary: TCM
Final: Neck Stiffness
GB39 . Xuan Zhong, GV14 . Daz Hui, LU7 .
Lie Que

Question: Musculoskeletal
Secondary: TCM
Final: Nephritis
KI3 . Tai Xi, ST28 . Shui Dao

Question: Neuromuscular
Secondary: TCM
Final: Nocturnal Emissions
BL15 . Xin Shu, BL23 . Shen Shu, KI3 . Tai
Xi, SP9 . Yin Ling Quan

Question: Hearing
Secondary: TCM
Final: Nosebleed
GV20 . Bai Hui, KI1 . Yong Quan

Question: Musculoskeletal
Secondary: TCM
Final: Perspiration Absent
GV13 . Tao Dao

Question: Musculoskeletal
Secondary: TCM
Final: Perspiration Continuous Postpartum
LR3 . Tai Chong

Question: Musculoskeletal
Secondary: TCM
Final: Perspiration Excessive
LI15 . Jian Yu

Question: Musculoskeletal
Secondary: TCM
Final: Perspiration Spontaneous
KI7 . Fu Liu

Question: Musculoskeletal
Secondary: TCM
Final: Postpartum Uterine Hemorrhage
LR6 . Zhong Du

Question: Musculoskeletal
Secondary: TCM
Final: Rhinitis GV24 . Shen Ting

Question: Musculoskeletal
Secondary: TCM
Final: Sadness LU7 . Lie Que

Question: Pain
Secondary: TCM
Final: Sciatica
BL26 . Guan Yuan Shu, BL28 . Pang Guang
Shu, GB34 . Yang Ling Quan

Question: Neuromuscular
Secondary: TCM
Final: Seizures
BL62 . Shen Mai, BL64 . Jing Gu, CV13 .
Shan Guan, GV15 . Ya Men, HE3 . Shao Hai,
LI16 . Ju Gu, LR2 . Xing Jian, TB23 . Si Zhu
Kong

Question: Musculoskeletal
Secondary: TCM
Final: Shoulder Joint Soft Tissue Diseases
LI15 . Jian Yu

Question: Neuromuscular
Secondary: TCM
Final: Shoulder Pain
LI10 . Shou San Li, LI15 . Jian Yu, SI9 . Jian Zhen

Question: Pain
Secondary: TCM
Final: Skin Disorders
HE1 . Ji Quan, LI13 . Shou Wu Li, LI15 . Jian Yu, PC7 . Da Ling, ST44 . Nei Ting

Question: Digestion
Secondary: TCM
Final: Stomach Pain
BL21 . Wei Shu, CV12 . Zhon Guan, ST34 . Liang Qiu

Question: Musculoskeletal
Secondary: TCM
Final: Thirst
LR2 . Xing Jian

Question: Musculoskeletal
Secondary: TCM
Final: Throat Constriction
GB34 . Yang Ling Quan

Question: OBGYN
Secondary: TCM
Final: Tinnitus
BL62 . Shen Mai, LI1 . Shang Yang, SI2 . Qian Gu, TB18 . Qi Mai

Question: Musculoskeletal
Secondary: TCM
Final: Ulcer Gastric
ST36 . Zu San Li

Question: Musculoskeletal
Secondary: TCM
Final: Urinary Incontinence
HE8 . Shao Fu

Question: Musculoskeletal
Secondary: TCM
Final: Urination Frequent
CV4 . Guan Yuan, KI6 . Zhao Hai

Question: Skin
Secondary: TCM
Final: Uterine Prolapse
CV6 . Qi Hai, KI6 . Zhao Hai, LR1 . Da Dun

Question: Musculoskeletal
Secondary: TCM
Final: Weakness General
BL43 . Gao Huan Shu

Question: Musculoskeletal
Secondary: TCM
Final: Wheezing
LU5 . Chi Ze

Question: Musculoskeletal
Secondary: TCM
Final: Wind Tetany With Lockjaw
ST5 . Da Ying

Question: Neuromuscular
Secondary: Epilepsy

Question: Neuromuscular
Secondary: Epilepsy
Final: Convulsions
BL5 . Wu Chu

Question: Neuromuscular
Secondary: Epilepsy
Final: Epilepsy
BL3 . Mei Chong, BL63 . Jin Men, GB13 . Ben Shen, GB15 . Tou Lin Qi, GB9 . Tian, Chong, GV17 . Nao Hu, GV18 . Qiang Jian, GV19 . Hou Ding, GV2 . Yao Shu, TB7 . Hui Zong

Question: Neuromuscular
Secondary: Epilepsy
Final: Eyelid Spasm
BL2 . Zan Zhu, TB23 . Si Zhu Kong

Question: Neuromuscular
Secondary: Epilepsy
Final: Forearm Numbness
HE3 . Shao Hai

Question: Neuromuscular
Secondary: Epilepsy
Final: Insomnia
GV14 . Daz Hui

Question: Neuromuscular
Secondary: Epilepsy
Final: Lumbar Pain
GV4 . Ming Men

Question: Neuromuscular
Secondary: Epilepsy
Final: Lumbar Pain
GV4 . Ming Men

Question: Neuromuscular
Secondary: Epilepsy
Final: Mastitis
PC4 . Xi Men

Question: Neuromuscular
Secondary: Epilepsy
Final: Memory Impaired
BL15 . Xin Shu

Question: Neuromuscular
Secondary: Epilepsy
Final: Mental Disorders
BL62 . Shen Mai

Question: Neuromuscular
Secondary: Epilepsy
Final: Mouth Deviation
BL62 . Shen Mai

Question: Neuromuscular
Secondary: Epilepsy
Final: Nasal Congestion
GB20 . Feng Chi

Question: Neuromuscular
Secondary: Epilepsy
Final: Neck Muscle Stiffness And Tension
BL10 . Tian Zhu

Question: Neuromuscular
Secondary: Epilepsy
Final: Neck Pain
TB10 . Tian Jing

Question: Neuromuscular
Secondary: Epilepsy
Final: Neck Stiffness
GV15 . Ya Men, SI3 . Hou Xi

Question: Neuromuscular
Secondary: Epilepsy
Final: Scapular Pain
SI8 . Xiao Hai

Question: Neuromuscular
Secondary: Epilepsy
Final: Seizures
BL10 . Tian Zhu, KI1 . Yong Quan, LR3 . Tai Chong

Question: Neuromuscular
Secondary: Epilepsy
Final: Spinal Pain
BL18 . Gan Shu

Question: Neuromuscular
Secondary: Epilepsy
Final: Thigh Pain
BL64 . Jing Gu

Question: Neuromuscular
Secondary: Epilepsy
Final: Throat Constriction
ST40 . Feng Long

Question: Neuromuscular
Secondary: Epilepsy
Final: Throat Dryness
LR2 . Xing Jian

Question: Neuromuscular
Secondary: Epilepsy
Final: Throat Soreness
LU7 . Lie Que

Question: Neuromuscular
Secondary: Epilepsy
Final: Tinnitus
SI19 . Ting Gong

Question: Neuromuscular
Secondary: Epilepsy
Final: Urinary Incontinence
GB34 . Yang Ling Quan, LR1 . Da Dun

Question: Neuromuscular
Secondary: Epilepsy
Final: Wrist Pain
PC7 . Da Ling

Question: Neuromuscular
Secondary: Extremity-Lower

Question: Neuromuscular
Secondary: Extremity-Lower
Final: Indigestion
GB40 . Qiu Xu

Question: Neuromuscular
Secondary: Extremity-Lower
Final: Lower Extremity Arthralgia
LR6 . Zhong Du

Question: Neuromuscular
Secondary: Extremity-Lower
Final: Nosebleed
GB39 . Xuan Zhong, LR2 . Xing Jian

Question: Neuromuscular
Secondary: Extremity-Lower
Final: Testicular Swelling
LR3 . Tai Chong

Question: Neuromuscular
Secondary: Extremity-Upper

Question: Neuromuscular
Secondary: Extremity-Upper
Final: Hand Numbness
HE3 . Shao Hai

Question: Pain
Secondary: Extremity-Upper
Final: Respiratory Disorders
LI4 . He Gu, LU9 . Tai Yuan, TB4 . Yang Chi,
TB5 . Wai Guan

Question: Neuromuscular
Secondary: Facial Deviation

Question: Neuromuscular
Secondary: Facial Deviation
Final: Eye Deviation
GB1 . Tong Zi Liao, ST2 . Si Bai

Question: Neuromuscular
Secondary: Facial Deviation
Final: Eyelid Spasm
GB14 . Yang Bai, ST1 . Cheng Qi

Question: Neuromuscular
Secondary: Facial Deviation
Final: Facial Muscle Paralysis
GB4 . Han Yan, TB23 . Si Zhu Kong

Question: Neuromuscular
Secondary: Facial Deviation
Final: Gum Disorders
CV24 . Cheng Jiang

Question: Neuromuscular
Secondary: Facial Deviation
Final: Hemiplegia
LI4 . He Gu

Question: Neuromuscular
Secondary: Facial Deviation
Final: Hypertonicity Of The Jaws
TB22 . He Liao

Question: Neuromuscular
Secondary: Facial Deviation
Final: Indigestion
LI10 . Shou San Li

Question: Neuromuscular
Secondary: Facial Deviation
Final: Jaw Disorders
LI19 . He Liao

Question: Neuromuscular
Secondary: Facial Deviation
Final: Loss Of Sense Of Smell
LI20 . Ying Xiang

Question: Neuromuscular
Secondary: Facial Deviation
Final: Lumbar Sprain
GV26 . Shui Gou

Question: Neuromuscular
Secondary: Facial Deviation
Final: Mouth And Eye Deviation
GB12 . Wan Gu, GB3 . Shang Guan, SI18 .
Quan Liao, ST3 . Ju Liao

Question: Neuromuscular
Secondary: Facial Deviation
Final: Mouth Deviation
ST42 . Chong Yang, ST45 . Li Dui, ST5 . Da
Ying, ST6 . Jia Che, ST7 . Xia Guan

Question: Neuromuscular
Secondary: Facial Deviation
Final: Neck Nodular Growths
GB20 . Feng Chi

Question: Neuromuscular
Secondary: Facial Deviation
Final: Nosebleed
BL62 . Shen Mai, BL7 . Tong Tian

Question: Neuromuscular
Secondary: Facial Deviation
Final: Parotitis
TB17 . Yi Feng

Question: Neuromuscular
Secondary: Facial Deviation
Final: Stomach Pain
ST44 . Nei Ting

Question: Neuromuscular
Secondary: Facial Deviation
Final: Throat Soreness
LI2 . Er Jian, LR3 . Tai Chong

Question: Neuromuscular
Secondary: Facial Deviation
Final: Tinnitus
GB2 . Ting Hui

Question: Neuromuscular
Secondary: Facial Deviation
Final: Toothache
LU7 . Lie Que, ST4 . Di Cang

Question: Neuromuscular
Secondary: Facial Deviation
Final: Urethral Discharge
LR2 . Xing Jian

Question: Musculoskeletal
Secondary: Head And Neck

Question: Musculoskeletal
Secondary: Head And Neck
Final: Facial Muscle Paralysis
CV24 . Cheng Jiang, GB14 . Yang Bai, ST6 .
Jia Che

Question: Pain
Secondary: Head And Neck
Final: Neck Pain
BL66 . Tong Gu, GB36 . Wai Qui, GV16 .
Feng Fu, ST6 . Jia Che

Question: Musculoskeletal
Secondary: Head And Neck
Final: Trigeminal Neuralgia
LI3 . San Jian, ST4 . Di Cang

Question: Neuromuscular
Secondary: Muscle

Question: Neuromuscular
Secondary: Muscle
Final: Amenorrhea
GB26 . Dai Mai

Question: Neuromuscular
Secondary: Muscle
Final: Chest Pain
TB6 . Zhi Gou

Question: Neuromuscular
Secondary: Muscle
Final: Constipation
GB27 . Wu Shu

Question: Musculoskeletal
Secondary: Muscle
Final: Dyspnea
BL11 . Da Zhu, GV12 . Shen Zhu

Question: Neuromuscular
Secondary: Muscle
Final: Facial Neuralgia
TB22 . He Liao

Question: Neuromuscular
Secondary: Muscle
Final: Facial Tetany GB7 . Qu Bin

Question: Neuromuscular
Secondary: Muscle
Final: Fever Without Sweating
BL11 . Da Zhu

Question: Neuromuscular
Secondary: Muscle
Final: Headache
BL11 . Da Zhu , TB23 . Si Zhu Kong

Question: Neuromuscular
Secondary: Muscle
Final: Hemiplegia
CV24 . Cheng Jiang, SP6 . San Yin Jiao

Question: Neuromuscular
Secondary: Muscle
Final: Hemorrhoids
LU6 . Kong Zui

Question: Neuromuscular
Secondary: Muscle
Final: Hysteria
HE4 . Ling Dao

Question: Neuromuscular
Secondary: Muscle
Final: Impotence
GV1 . Chang Qiang

Question: Neuromuscular
Secondary: Muscle
Final: Intestinal Disorders
LI11 . Qu Chi, LI4 . He Gu

Question: Neuromuscular
Secondary: Muscle
Final: Jaw Disorders
SI5 . Yang Gu, ST6 . Jia Che

Question: Neuromuscular
Secondary: Muscle
Final: Loss Of Voice Sudden
CV24 . Cheng Jiang

Question: Neuromuscular
Secondary: Muscle
Final: Lumbar Pain
V1 . Chang Qiang

Question: Neuromuscular
Secondary: Muscle
Final: Lumbar Stiffness
GV26 . Shui Gou

Question: Neuromuscular
Secondary: Muscle
Final: Malaria
LR14 . Qi Men

Question: Musculoskeletal
Secondary: Muscle
Final: Mental Disorders
BL18 . Gan Shu, SI5 . Yang Gu

Question: Neuromuscular
Secondary: Muscle
Final: Mouth Deviation
LI19 . He Liao

Question: Neuromuscular
Secondary: Muscle
Final: Neck Pain
GB20 . Feng Chi

Question: Neuromuscular
Secondary: Muscle
Final: Neck Stiffness
ST6 . Jia Che

Question: Neuromuscular
Secondary: Muscle
Final: Nosebleed
GV15 . Ya Men, SI1 . Shao Ze

Question: Neuromuscular
Secondary: Muscle
Final: Palm Heat
LU10 . Yu Ji

Question: Neuromuscular
Secondary: Muscle
Final: Palpitations
BL62 . Shen Mai

Question: Neuromuscular
Secondary: Muscle
Final: Seizures
GV13 . Tao Dao, SI8 . Xiao Hai, TB10 . Tian Jing

Question: Neuromuscular
Secondary: Muscle
Final: Stomach Pain
GV8 . Jin Suo, ST36 . Zu San Li

Question: Neuromuscular
Secondary: Muscle
Final: Stool With Undigested Food
BL20 . Pi Shu

Question: Neuromuscular
Secondary: Muscle
Final: Throat Soreness
ST40 . Feng Long

Question: Neuromuscular
Secondary: Muscle
Final: Tinnitus
SI4 . Wan Gu, ST7 . Xia Guan, TB17 . Yi Feng

Question: Neuromuscular
Secondary: Muscle
Final: Toothache
TB17 . Yi Feng

Question: Neuromuscular
Secondary: Muscle
Final: Trismus
TB17 . Yi Feng

Question: Musculoskeletal
Secondary: Muscle
Final: Urinary Dysfunction
CV4 . Guan Yuan, LR3 . Tai Chong

Question: Neuromuscular
Secondary: Muscle
Final: Urinary Incontinence
LR2 . Xing Jian

Question: Neuromuscular
Secondary: Muscle
Final: Uterine Bleeding Abnormal
LR1 . Da Dun

Question: Neuromuscular
Secondary: Muscle
Final: Visual Disturbances
BL18 . Gan Shu, BL58 . Fei Yang

Question: Musculoskeletal
Secondary: Muscle
Final: Vomiting
SP2 . Da Du, ST36 . Zu San Li

Question: Neuromuscular
Secondary: Muscle
Final: Vomiting Blood
BL18 . Gan Shu

Question: Neuromuscular
Secondary: Muscle
Final: Weakness General
ST36 . Zu San Li

Question: Neuromuscular
Secondary: Muscle
Final: Worry
LU7 . Lie Que

Question: Neuromuscular
Secondary: Neural

Question: Neuromuscular
Secondary: Neural
Final: Coma
CV1 . Hui Yin

Question: Neuromuscular
Secondary: Neural
Final: Constipation
ST24 . Hua Rou Men

Question: Neuromuscular
Secondary: Neural
Final: Cystitis
ST28 . Shui Dao

Question: Neuromuscular
Secondary: Neural
Final: Dorsal Foot Pain And Swelling
ST41 . Jie Xi

Question: Neuromuscular
Secondary: Neural
Final: Hand Pain HE3 . Shao Hai

Question: Neuromuscular
Secondary: Neural
Final: Hemorrhoids
BL27 . Xiao Chang Shu

Question: Neuromuscular
Secondary: Neural
Final: Hernia
BL30 . Bai Huan Shu, BL32 . Ci Liao

Question: Neuromuscular
Secondary: Neural
Final: Impotence
BL31 . Shang Liao

Question: Neuromuscular
Secondary: Neural
Final: Indigestion
ST23 . Tai Yi

Question: Neuromuscular
Secondary: Neural
Final: Infertility
KI2 . Ran Gu

Question: Neuromuscular
Secondary: Neural
Final: Leg Muscle Cramp
GB40 . Qiu Xu

Question: Neuromuscular
Secondary: Neural
Final: Leg Paralysis
BL33 . Zhong Liao

Question: Neuromuscular
Secondary: Neural
Final: Lumbar Pain
BL25 . Da Chang Shu

Question: Neuromuscular
Secondary: Neural
Final: Measles
LI11 . Qu Chi

Question: Neuromuscular
Secondary: Neural
Final: Mental Disorders
GV26 . Shui Gou

Question: Neuromuscular
Secondary: Neural
Final: Neck Swelling
SI5 . Yang Gu

Question: Neuromuscular
Secondary: Neural
Final: Retention Of Urine And Feces
CV7 . Yin Jiao

Question: Neuromuscular
Secondary: Neural
Final: Saliva Excessive
KI10 . Yin Gu

Question: Neuromuscular
Secondary: Neural
Final: Shoulder Pain
SI8 . Xiao Hai, TB10 . Tian Jing

Question: Neuromuscular
Secondary: Neural
Final: Stiff Tongue
SI1 . Shao Ze

Question: Neuromuscular
Secondary: Neural
Final: Tongue Pain
LI7 . Wen Liu

Question: Neuromuscular
Secondary: Neural
Final: Urinary Dysfunction
BL53 . Bao Huang

Question: Neuromuscular
Secondary: Neural
Final: Urination And Defecation Difficult
KI8 . Jiao Xin

Question: Neuromuscular
Secondary: Neural
Final: Urination Difficult
CV1 . Hui Yin

Question: Neuromuscular
Secondary: Neural
Final: Uterine Bleeding Abnormal
ST40 . Feng Long

Question: Neuromuscular
Secondary: Neural
Final: Vertigo
GV24 . Shen Ting

Question: Neuromuscular
Secondary: Numbness

Question: Neuromuscular
Secondary: Numbness
Final: Arm Pain
TB14 . Jian Liao

Question: Neuromuscular
Secondary: Numbness
Final: Arm Upper And Elbow Numbness
BL41 . Fu Fen

Question: Neuromuscular
Secondary: Numbness
Final: Back Pain
SI6 . Yang Lao

Question: Neuromuscular
Secondary: Numbness
Final: Constipation
TB6 . Zhi Gou

Question: Neuromuscular
Secondary: Numbness
Final: Deafness
SI9 . Jian Zhen

Question: Neuromuscular
Secondary: Numbness
Final: Hand Numbness
LI9 . Shang Lian

Question: Neuromuscular
Secondary: Numbness
Final: Hand Tremor
HE3 . Shao Hai

Question: Neuromuscular
Secondary: Numbness
Final: Headache GB37 . Guang Ming

Question: Neuromuscular
Secondary: Numbness
Final: Impotence BL32 . Ci Liao

Question: Neuromuscular
Secondary: Numbness
Final: Inguinal Lymphadenitis
ST31 . Bi Guan

Question: Neuromuscular
Secondary: Numbness
Final: Leg Muscle Atrophy
GB30 . Huan Tiao

Question: Neuromuscular
Secondary: Numbness
Final: Leg Muscle Weakness
GB31 . Feng Shi

Question: Neuromuscular
Secondary: Numbness
Final: Lower Limb Numbness
GB32 . Zhong Du

Question: Neuromuscular
Secondary: Numbness
Final: Seminal Emissions
BL28 . Pang Guang Shu, KI3 . Tai Xi

Question: Neuromuscular
Secondary: Numbness
Final: Skin Disorders
TB10 . Tian Jing

Question: Neuromuscular
Secondary: Numbness
Final: Somnolence
TB10 . Tian Jing

Question: Neuromuscular
Secondary: Numbness
Final: Throat Soreness
LI1 . Shang Yang, SI1 . Shao Ze

Question: Neuromuscular
Secondary: Numbness
Final: Tinnitus
TB5 . Wai Guan

Question: Neuromuscular
Secondary: Numbness
Final: Urine Retention
LR3 . Tai Chong

Question: Neuromuscular
Secondary: Numbness
Final: Vomiting
GB34 . Yang Ling Quan

Question: Neuromuscular
Secondary: Paralysis

Question: Neuromuscular
Secondary: Paralysis
Final: Arm Paralysis
TB14 . Jian Liao

Question: Neuromuscular
Secondary: Paralysis
Final: Cardiac Pain
HE1 . Ji Quan

Question: Neuromuscular
Secondary: Paralysis
Final: Deafness
TB6 . Zhi Gou

Question: Neuromuscular
Secondary: Paralysis
Final: Facial Muscle Paralysis
ST8 . Tou Wei

Question: Neuromuscular
Secondary: Paralysis
Final: Hemiplegia
GB32 . Zhong Du, GV16 . Feng Fu

Question: Neuromuscular
Secondary: Paralysis
Final: Hemiplegia
GB38 . Yang Fu

Question: Neuromuscular
Secondary: Paralysis
Final: Impotence
SP6 . San Yin Jiao

Question: Neuromuscular
Secondary: Paralysis
Final: Irritable PC3 . Qu Ze

Question: Neuromuscular
Secondary: Paralysis
Final: Jaw Disorders
LI10 . Shou San Li

Question: Neuromuscular
Secondary: Paralysis
Final: Labor Difficult
BL32 . Ci Liao, GB21 . Jian Jing, LI4 . He Gu

Question: Neuromuscular
Secondary: Paralysis
Final: Leg Pain, GB29 . Ju Liao, GB30 . Huan Tiao, GB31 . Feng Shi, GB40 . Qiu Xu

Question: Neuromuscular
Secondary: Paralysis
Final: Lumbar Pain
GB24 . Ri Yue

Question: Neuromuscular
Secondary: Paralysis
Final: Mental Disorders
BL15 . Xin Shu, CV24 . Cheng Jiang, LI11 . Qu Chi

Question: Neuromuscular
Secondary: Paralysis
Final: Neck Stiffness
GB20 . Feng Chi

Question: Neuromuscular
Secondary: Paralysis
Final: Nephritis
BL23 . Shen Shu

Question: Neuromuscular
Secondary: Paralysis
Final: Neurasthenia
HE5 . Tong Li

Question: Neuromuscular
Secondary: Paralysis
Final: Perspiration At Night
SI3 . Hou Xi

Question: Neuromuscular
Secondary: Paralysis
Final: Sciatica
GB39 . Xuan Zhong

Question: Neuromuscular
Secondary: Paralysis
Final: Shock
KI1 . Yong Quan

Question: Neuromuscular
Secondary: Paralysis
Final: Shoulder Wind Damp
LI15 . Jian Yu

Question: Neuromuscular
Secondary: Paralysis
Final: Thigh Pain
ST31 . Bi Guan

Question: Neuromuscular
Secondary: Paralysis
Final: Wrist Joint Soft Tissue Diseases
LU7 . Lie Que

Question: Neuromuscular
Secondary: Paralysis
Final: Wrist Pain
SI4 . Wan Gu

Question: Neuromuscular
Secondary: Sciatica

Question: Neuromuscular
Secondary: Sciatica
Final: Dysuria
BL36 . Cheng Fu, BL54 . Zhi Bian

Question: Neuromuscular
Secondary: Sciatica
Final: Leg Pain
BL32 . Ci Liao

Question: Neuromuscular
Secondary: Sciatica
Final: Leg Paralysis
BL37 . Yin Men, GB29 . Ju Liao, GB30 .
Huan Tiao, GB31 . Feng Shi

Question: Neuromuscular
Secondary: Sciatica
Final: Malaria
GB40 . Qiu Xu

Question: Neuromuscular
Secondary: Sciatica
Final: Sciatica
BL53 . Bao Huang, GB32 . Zhong Du

Question: Neuromuscular
Secondary: Sciatica
Final: Urinary Dysfunction
BL28 . Pang Guang Shu

Question: Neuromuscular
Secondary: TCM

Question: Neuromuscular
Secondary: TCM
Final: Arm Pain
LI16 . Ju Gu

Question: Neuromuscular
Secondary: TCM
Final: Epilepsy
CV15 . Jiu Wei, GV21 . Qian Ding, GV24 .
Shen Ting, GV6 . Ji Zhong

Question: Hearing
Secondary: TCM
Final: Fever
BL12 . Feng Men, BL19 . Dan Shu, LU10 .
Yu Ji, PC5 . Jian Shi, TB6 . Zhi Gou

Question: Neuromuscular
Secondary: TCM
Final: Heat Stroke
CV6 . Qi Hai

Question: Neuromuscular
Secondary: TCM
Final: Hemiplegia
LI9 . Shang Lian

Question: Neuromuscular
Secondary: TCM
Final: Hysteria
GV12 . Shen Zhu, PC6 . Nei Guan

Question: Neuromuscular
Secondary: TCM
Final: Lactation Insufficient
GB21 . Jian Jing

Question: Neuromuscular
Secondary: TCM
Final: Lumbar Spinal Pain
GV1 . Chang Qiang

Question: Neuromuscular
Secondary: TCM
Final: Malaria
GV14 . Daz Hui

Question: Neuromuscular
Secondary: TCM
Final: Mouth Deviation
CV24 . Cheng Jiang, GV26 . Shui Gou

Question: Pain
Secondary: TCM
Final: Neck Pain
BL11 . Da Zhu, GB40 . Qiu Xu

Question: Neuromuscular
Secondary: TCM
Final: Nocturnal Emissions
BL15 . Xin Shu, BL23 . Shen Shu, KI3 . Tai Xi, SP9 . Yin Ling Quan

Question: Neuromuscular
Secondary: TCM
Final: Seizures
BL62 . Shen Mai, BL64 . Jing Gu, CV13 . Shan Guan, GV15 . Ya Men, HE3 . Shao Hai, LI16 . Ju Gu, LR2 . Xing Jian, TB23 . Si Zhu Kong

Question: Neuromuscular
Secondary: TCM
Final: Shock
CV8 . Shen Que

Question: Neuromuscular
Secondary: TCM
Final: Shoulder Pain
LI10 . Shou San Li, LI15 . Jian Yu, SI9 . Jian Zhen

Question: Pain
Secondary: TCM
Final: Skin Disorders
HE1 . Ji Quan, LI13 . Shou Wu Li, LI15 . Jian Yu, PC7 . Da Ling, ST44 . Nei Ting,

Question: Neuromuscular
Secondary: TCM
Final: Soles Hot
KI1 . Yong Quan

Question: Neuromuscular
Secondary: TCM
Final: Stool With Blood
BL20 . Pi Shu

Question: Neuromuscular
Secondary: TCM
Final: Surgical Pain Or Post Surgical Shock
PC6 . Nei Guan

Question: OBGYN
Secondary: TCM
Final: Tinnitus
BL62 . Shen Mai, LI1 . Shang Yang, SI2 . Qian Gu, TB18 . Qi Mai

Question: Neuromuscular
Secondary: TCM
Final: Toothache
GB2 . Ting Hui

Question: Neuromuscular
Secondary: TCM
Final: Urinary Tract Pain
LR2 . Xing Jian

Question: Neuromuscular
Secondary: TCM
Final: Urine Retention
CV4 . Guan Yuan, LR2 . Xing Jian

Question: Neuromuscular
Secondary: TCM
Final: Urticaria
LI15 . Jian Yu, SP6 . San Yin Jiao

Question: Skin
Secondary: TCM
Final: Uterine Prolapse
CV6 . Qi Hai
KI6 . Zhao Hai, LR1 . Da Dun

Question: Emotions
Secondary: TCM
Final: Vomiting
CV12 . Zhon Guan, CV13 . Shan Guan, CV22 . Tian Tu, GV3 . Yao Yang Guan, PC6 . Nei Guan

Question: Neuromuscular
Secondary: TCM
Final: Windstroke
CV8 . Shen Que, GB15 . Tou Lin Qi, GV16 . Feng Fu, PC9 . Zhong Chong

Question: Neuromuscular
Secondary: Tremor

Question: Neuromuscular
Secondary: Tremor
Final: Fever Without Sweating
TB6 . Zhi Gou

Question: Neuromuscular
Secondary: Tremor
Final: Headache with Dizziness
HE3 . Shao Hai

Question: Neuromuscular
Secondary: Tremor
Final: Lumbar Sprain
GV4 . Ming Men

Question: Neuromuscular
Secondary: Tremor
Final: Mental Disorders
GV1 . Chang Qiang

Question: Neuromuscular
Secondary: Tremor
Final: Palpitations
PC3 . Qu Ze

Question: Neuromuscular
Secondary: Tremor
Final: Skin Disorders
PC3 . Qu Ze

Question: Neuromuscular
Secondary: Tremor
Final: Uterine Bleeding Abnormal
CV4 . Guan Yuan

Question: Neuromuscular
Secondary: Twitch

Question: Neuromuscular
Secondary: Twitch
Final: Eye Disorders
ST2 . Si Bai

Question: Neuromuscular
Secondary: Twitch
Final: Eyelid Twitching
SI18 . Quan Liao

Question: Neuromuscular
Secondary: Twitch
Final: Facial Muscle Paralysis
ST1 . Cheng Qi

Question: Neuromuscular
Secondary: Twitch
Final: Facial Pain
BL2 . Zan Zhu

Question: Neuromuscular
Secondary: Twitch
Final: Headache
ST8 . Tou Wei

Question: Neuromuscular
Secondary: Twitch
Final: Headache Frontal
GB14 . Yang Bai

Question: Neuromuscular
Secondary: Twitch
Final: Mental Disorders
TB23 . Si Zhu Kong

Question: OBGYN
Secondary: Abdominal Masses

Question: OBGYN
Secondary: Abdominal Masses
Final: Dysuria
BL26 . Guan Yuan Shu

Question: OBGYN
Secondary: Abdominal Masses
Final: Infertility
SP6 . San Yin Jiao

Question: OBGYN
Secondary: Abdominal Masses
Final: Stool With Undigested Food
BL22 . San Jiao Shu

Question: OBGYN
Secondary: Abdominal Masses
Final: Urinary Incontinence
BL28 . Pang Guang Shu

Question: OBGYN
Secondary: Abdominal Masses
Final: Urine Turbid LR2 . Xing Jian

Question: OBGYN
Secondary: Breast

Question: OBGYN
Secondary: Breast
Final: Breast Abscess
KI23 . Shen Feng, KI24 . Ling Xu, ST15 . Wu Yi, ST16 . Ying Chuang

Question: OBGYN
Secondary: Breast
Final: Breast Pain
ST15 . Wu Yi

Question: OBGYN
Secondary: Breast
Final: Breast Pain And Distention
GB42 . Di Wu Hui

Question: OBGYN
Secondary: Breast
Final: Chest Discomfort
SI11 . Tian Zong

Question: OBGYN
Secondary: Breast
Final: Dyspnea
CV17 . Shan Zhong

Question: OBGYN
Secondary: Breast
Final: Elbow Problems
SI11 . Tian Zong

Question: OBGYN
Secondary: Breast
Final: Headache Migraine
GB37 . Guang Ming

Question: OBGYN
Secondary: Breast
Final: Headache Occipital
GB41 . Zu Lin Qi

Question: OBGYN
Secondary: Breast
Final: Hiccough
BL16 . Du Shu, CV17 . Shan Zhong

Question: OBGYN
Secondary: Breast
Final: Hypochondriac Region Pain
GB41 . Zu Lin Qi

Question: OBGYN
Secondary: Breast
Final: Jaw Disorders
GB43 . Jia Xi

Question: OBGYN
Secondary: Breast
Final: Lateral Costal Region Fullness And Distention
KI26 . Yu Zhong

Question: OBGYN
Secondary: Breast
Final: Mastitis
GB21 . Jian Jing, LR14 . Qi Men, SP18 . Tian Xi, ST18 . Ru Gen, ST39 . Xia Ju Xu

Question: OBGYN
Secondary: Breast
Final: Neck Pain
GB21 . Jian Jing

Question: OBGYN
Secondary: Breast
Final: Palpitations
LU9 . Tai Yuan

Question: OBGYN
Secondary: Breast
Final: Skin Disorders
TB16 . Tian You

Question: OBGYN
Secondary: Breast
Final: Throat Infections
LU10 . Yu Ji

Question: OBGYN
Secondary: Breast
Final: Tinnitus
GB43 . Jia Xi

Question: OBGYN
Secondary: Breast
Final: Uterine Bleeding Abnormal
LR3 . Tai Chong

Question: OBGYN
Secondary: Childbirth

Question: OBGYN
Secondary: Childbirth
Final: Edema
ST28 . Shui Dao

Question: OBGYN
Secondary: Childbirth
Final: Impotence
CV3 . Zhong Ji

Question: OBGYN
Secondary: Childbirth
Final: Insomnia
SP6 . San Yin Jiao

Question: OBGYN
Secondary: Childbirth
Final: Labor Difficult
SP6 . San Yin Jiao

Question: OBGYN
Secondary: Childbirth
Final: Labor Difficult Or Prolonged
BL60 . Kun Lun, BL67 . Zhi Yin

Question: OBGYN
Secondary: Childbirth
Final: Leg Paralysis BL32 . Ci Liao

Question: OBGYN
Secondary: Childbirth
Final: Mouth Deviation
LI4 . He Gu

Question: OBGYN
Secondary: Childbirth
Final: Neck Stiffness
GB21 . Jian Jing

Question: OBGYN
Secondary: Childbirth
Final: Retention Of Placenta
BL67 . Zhi Yin

Question: OBGYN
Secondary: Childbirth
Final: Shoulder Pain
GB21 . Jian Jing

Question: OBGYN
Secondary: Childbirth
Final: Vertigo
LR3 . Tai Chong

Question: OBGYN
Secondary: Genitalia

Question: OBGYN
Secondary: Genitalia
Final: Amenorrhea
SP10 . Xue Hai

Question: OBGYN
Secondary: Genitalia
Final: Dysuria
BL34 . Xia Liao

Question: OBGYN
Secondary: Genitalia
Final: Endometriosis
ST29 . Gui Lai

Question: OBGYN
Secondary: Genitalia
Final: Genital Itching
LR8 . Qu Quan

Question: OBGYN
Secondary: Genitalia
Final: Genital Diseases
CV1 . Hui Yin

Question: OBGYN
Secondary: Genitalia
Final: Genital Pain
BL36 . Cheng Fu, BL54 . Zhi Bian, CV2 . Qu Gu, KI11 . Heng Gu, KI12 . Da He, LR12 . Ji, Mai, LR8 . Qu Quan

Question: OBGYN
Secondary: Genitalia
Final: Genital Pain And Retraction
KI11 . Heng Gu

Question: OBGYN
Secondary: Genitalia
Final: Genital Swelling
BL52 . Zhi Shi

Question: OBGYN
Secondary: Genitalia
Final: Hernia Pain
LR12 . Ji Mai

Question: OBGYN
Secondary: Genitalia
Final: Infertility
CV3 . Zhong Ji

Question: OBGYN
Secondary: Genitalia
Final: Intestinal Disorders
SP9 . Yin Ling Quan

Question: OBGYN
Secondary: Genitalia
Final: Itching
LR5 . Li Gou

Question: OBGYN
Secondary: Genitalia
Final: Jaundice
KI2 . Ran Gu

Question: OBGYN
Secondary: Genitalia
Final: Leg Muscle Atrophy
SP6 . San Yin Jiao

Question: OBGYN
Secondary: Genitalia
Final: Leg Pain
LR5 . Li Gou

Question: OBGYN
Secondary: Genitalia
Final: Leg Paralysis
BL31 . Shang Liao, BL55 . Hey Yng

Question: OBGYN
Secondary: Genitalia
Final: Leukorrhea
CV3 . Zhong Ji

Question: OBGYN
Secondary: Genitalia
Final: Lumbar Pain
BL55 . Hey Yng

Question: OBGYN
Secondary: Genitalia
Final: Menstrual Lumbar Pain
BL35 . Hui Yang

Question: OBGYN
Secondary: Genitalia
Final: Seminal Emissions
BL23 . Shen Shu

Question: OBGYN
Secondary: Genitalia
Final: Thigh Medial Pain
KI10 . Yin Gu

Question: OBGYN
Secondary: Genitalia
Final: Urination Frequent
BL28 . Pang Guang Shu, BL52 . Zhi Shi

Question: OBGYN
Secondary: Genitalia
Final: Urine Dark
BL28 . Pang Guang Shu

Question: OBGYN
Secondary: Genitalia
Final: Urine Retention
BL28 . Pang Guang Shu

Question: OBGYN
Secondary: Genitalia
Final: Uterine Bleeding Abnormal
LR2 . Xing Jian

Question: OBGYN
Secondary: Genitalia
Final: Visual Disturbances
LR3 . Tai Chong

Question: OBGYN
Secondary: Gynecological Disorders

Question: OBGYN
Secondary: Gynecological Disorders
Final: Cystitis GB26 . Dai Mai

Question: OBGYN
Secondary: Gynecological Disorders
Final: Genital Penis Pain
ST29 . Gui Lai

Question: OBGYN
Secondary: Gynecological Disorders
Final: Hemorrhage Postpartum
CV6 . Qi Hai

Question: OBGYN
Secondary: Gynecological Disorders
Final: Hernia
ST28 . Shui Dao

Question: OBGYN
Secondary: Gynecological Disorders
Final: Hip Pain
BL30 . Bai Huan Shu

Question: OBGYN
Secondary: Gynecological Disorders
Final: Infertility
KI18 . Shi Guan

Question: OBGYN
Secondary: Gynecological Disorders
Final: Leg Pain
SP6 . San Yin Jiao

Question: OBGYN
Secondary: Gynecological Disorders
Final: Leg Paralysis
GV3 . Yao Yang Guan

Question: OBGYN
Secondary: Gynecological Disorders
Final: Leukorrhea
BL31 . Shang Liao, BL32 . Ci Liao, BL33 .
Zhong Liao

Question: OBGYN
Secondary: Gynecological Disorders
Final: Menses Irregular
KI2 . Ran Gu

Question: OBGYN
Secondary: Gynecological Disorders
Final: Throat Constriction
KI1 . Yong Quan

Question: OBGYN
Secondary: Gynecological Disorders
Final: Urogenital Disorders
KI10 . Yin Gu

Question: OBGYN
Secondary: Gynecological Disorders
Final: Uterine Prolapse
CV4 . Guan Yuan

Question: OBGYN
Secondary: Gynecological Disorders
Final: Windstroke
CV4 . Guan Yuan

Question: OBGYN
Secondary: Lactation

Question: OBGYN
Secondary: Lactation
Final: Facial Edema
SI11 . Tian Zong

Question: OBGYN
Secondary: Lactation
Final: Insufficient Lactation
SP18 . Tian Xi, ST18 . Ru Gen

Question: OBGYN
Secondary: Lactation
Final: Intercostal Neuralgia
CV17 . Shan Zhong

Question: OBGYN
Secondary: Lactation
Final: Skin Disorders
GB21 . Jian Jing

Question: OBGYN
Secondary: Lactation
Final: Vertigo
LR2 . Xing Jian

Question: OBGYN
Secondary: Lactation
Final: Vomiting
LR3 . Tai Chong

Question: OBGYN
Secondary: Leukorrhea

Question: OBGYN
Secondary: Leukorrhea
Final: Dysmenorrhea
SP10 . Xue Hai

Question: OBGYN
Secondary: Leukorrhea
Final: Endometriosis
GB26 . Dai Mai, GB27 . Wu Shu

Question: OBGYN
Secondary: Leukorrhea
Final: Gluteal Muscle Pain
BL54 . Zhi Bian

Question: OBGYN
Secondary: Leukorrhea
Final: Hemorrhoids
BL24 . Qi Hai Shu

Question: OBGYN
Secondary: Leukorrhea
Final: Hernia
CV6 . Qi Hai, ST29 . Gui Lai

Question: OBGYN
Secondary: Leukorrhea
Final: Intestinal Disorders
BL27 . Xiao Chang Shu

Question: OBGYN
Secondary: Leukorrhea
Final: Jaundice
SP9 . Yin Ling Quan

Question: OBGYN
Secondary: Leukorrhea
Final: Labor Difficult
BL34 . Xia Liao

Question: OBGYN
Secondary: Leukorrhea
Final: Leg Paralysis
SP6 . San Yin Jiao

Question: OBGYN
Secondary: Leukorrhea
Final: Lumbar Pain
BL31 . Shang Liao, BL32 . Ci Liao, BL33 .
Zhong Liao

Question: OBGYN
Secondary: Leukorrhea
Final: Leukorrhea
BL30 . Bai Huan Shu, BL35 . Hui Yang, CV2
. Qu Gu, CV5 . Shi Men, CV7 . Yin Jiao,
GB28 . Wei Dao, GV3 . Yao Yang Guan,
KI12 . Da He, KI13 . Qi Xue, LR5 . Li Gou

Question: OBGYN
Secondary: Leukorrhea
Final: Lumbosacral Joint Diseases
BL31 . Shang Liao

Question: OBGYN
Secondary: Leukorrhea
Final: Menorrhagia
CV3 . Zhong Ji

Question: OBGYN
Secondary: Leukorrhea
Final: Menses Irregular
BL31 . Shang Liao, GV4 . Ming Men

Question: OBGYN
Secondary: Leukorrhea
Final: Tinnitus
BL23 . Shen Shu

Question: OBGYN
Secondary: Leukorrhea
Final: Urinary Dysfunction
BL23 . Shen Shu

Question: OBGYN
Secondary: Leukorrhea
Final: Uterine Bleeding Abnormal
KI10 . Yin Gu

Question: OBGYN
Secondary: Leukorrhea
Final: Visual Disturbances
LR2 . Xing Jian

Question: OBGYN
Secondary: Lochia

Question: OBGYN
Secondary: Lochia
Final: Impotence
CV6 . Qi Hai

Question: OBGYN
Secondary: Lochia
Final: Leukorrhea
SP6 . San Yin Jiao

Question: OBGYN
Secondary: Lochia
Final: Lochia Persistent Flow
CV7 . Yin Jiao, LR6 . Zhong Du

Question: OBGYN
Secondary: Lochia
Final: Menses Irregular
CV3 . Zhong Ji

Question: OBGYN
Secondary: Lochia
Final: Nephritis
CV3 . Zhong Ji

Question: OBGYN
Secondary: Lochia
Final: Vaginal Discharge
CV5 . Shi Men

Question: OBGYN
Secondary: Menstruation

Question: OBGYN
Secondary: Menstruation
Final: Amenorrhea
CV7 . Yin Jiao

Question: OBGYN
Secondary: Menstruation
Final: Dysmenorrhea
CV2 . Qu Gu, KI5 . Shui quan, SP8 . Di Ji,
ST26 . Wai Ling

Question: OBGYN
Secondary: Menstruation
Final: Eczema
SP10 . Xue Hai

Question: OBGYN
Secondary: Menstruation
Final: Genital Swelling
LR8 . Qu Quan

Question: OBGYN
Secondary: Menstruation
Final: Hernia
GB26 . Dai Mai, GB27 . Wu Shu

Question: OBGYN
Secondary: Menstruation
Final: Hypochondriac Region Pain
GB26 . Dai Mai

Question: OBGYN
Secondary: Menstruation
Final: Impotence
ST29 . Gui Lai

Question: OBGYN
Secondary: Menstruation
Final: Infertility
CV6 . Qi Hai, ST28 . Shui Dao, ST29 . Gui
Lai

Question: OBGYN
Secondary: Menstruation
Final: Intestinal Disorders
CV6 . Qi Hai, GB26 . Dai Mai

Question: OBGYN
Secondary: Menstruation
Final: Leg Pain
GB41 . Zu Lin Qi

Question: OBGYN
Secondary: Menstruation
Final: Leukorrhea
BL34 . Xia Liao

Question: OBGYN
Secondary: Menstruation
Final: Lumbar Cold Sensation
BL30 . Bai Huan Shu

Question: OBGYN
Secondary: Menstruation
Final: Lumbar Pain
BL24 . Qi Hai Shu, BL30 . Bai Huan Shu,
GV3 . Yao Yang Guan, LR5 . Li Gou

Question: OBGYN
Secondary: Menstruation
Final: Lumbar Spinal Pain
BL24 . Qi Hai Shu

Question: OBGYN
Secondary: Menstruation
Final: Lumbar Sprain
BL25 . Da Chang Shu

Question: OBGYN
Secondary: Menstruation
Final: Lumbosacral Joint Diseases
BL32 . Ci Liao, BL33 . Zhong Liao

Question: OBGYN
Secondary: Menstruation
Final: Malaria GB41 . Zu Lin Qi

Question: OBGYN
Secondary: Menstruation
Final: Menses Irregular
BL32 . Ci Liao, BL33 . Zhong Liao, CV1 . Hui
Yin, CV2 . Qu Gu, CV7 . Yin Jiao, GV2 . Yao
Shu, KI13 . Qi Xue, KI14 . Si Man, KI15 .
Zhong Zhu, KI5 . Shui quan

Question: OBGYN
Secondary: Menstruation
Final: Neurasthenia
SP6 . San Yin Jiao

Question: OBGYN
Secondary: Menstruation
Final: Nocturnal Emissions
CV3 . Zhong Ji, SP6 . San Yin Jiao

Question: OBGYN
Secondary: Menstruation
Final: Nosebleed LI4 . He Gu

Question: OBGYN
Secondary: Menstruation
Final: Orchitis
BL31 . Shang Liao

Question: OBGYN
Secondary: Menstruation
Final: Palpitations
HE5 . Tong Li

Question: OBGYN
Secondary: Menstruation
Final: Perspiration At Night
KI7 . Fu Liu

Question: OBGYN
Secondary: Menstruation
Final: Reproductive System Disorders
SP6 . San Yin Jiao

Question: OBGYN
Secondary: Menstruation
Final: Retention Of Placenta
CV3 . Zhong Ji

Question: OBGYN
Secondary: Menstruation
Final: Sciatica
BL31 . Shang Liao

Question: OBGYN
Secondary: Menstruation
Final: Seminal Emissions
CV3 . Zhong Ji, KI2 . Ran Gu

Question: OBGYN
Secondary: Menstruation
Final: Skin Disorders
LI11 . Qu Chi, SP10 . Xue Hai

Question: OBGYN
Secondary: Menstruation
Final: Spinal Stiffness
GV7 . Zhong Shu

Question: OBGYN
Secondary: Menstruation
Final: Stiff Tongue
GB44 . Zu Qiao Yin

Question: OBGYN
Secondary: Menstruation
Final: Throat Soreness
KI3 . Tai Xi

Question: OBGYN
Secondary: Menstruation
Final: Ulcer Gastric
BL20 . Pi Shu

Question: OBGYN
Secondary: Menstruation
Final: Urinary Incontinence
BL23 . Shen Shu

Question: OBGYN
Secondary: Menstruation
Final: Vertigo
GB43 . Jia Xi

Question: OBGYN
Secondary: Menstruation
Final: Vomiting
LR2 . Xing Jian

Question: OBGYN
Secondary: Menstruation
Final: Windstroke
PC6 . Nei Guan

Question: OBGYN
Secondary: Pain

Question: OBGYN
Secondary: Pain
Final: Cardiac Pain
KI21 . You Men

Question: OBGYN
Secondary: Pain
Final: Leukorrhea
GB26 . Dai Mai

Question: OBGYN
Secondary: Pain
Final: Perineum Pain And Itching
CV1 . Hui Yin

Question: OBGYN
Secondary: Pain
Final: Urinary Dysfunction
CV3 . Zhong Ji

Question: OBGYN
Secondary: Post-Partum

Question: OBGYN
Secondary: Post-Partum
Final: Hypochondriac Region Pain
TB6 . Zhi Gou

Question: OBGYN
Secondary: Post-Partum
Final: Leukorrhea
CV6 . Qi Hai

Question: OBGYN
Secondary: Post-Partum
Final: Postpartum Abdominal Pain
KI18 . Shi Guan

Question: OBGYN
Secondary: Post-Partum
Final: Postpartum Disorders
LR14 . Qi Men

Question: OBGYN
Secondary: Post-Partum
Final: Urinary Dysfunction
SP6 . San Yin Jiao

Question: OBGYN
Secondary: Pregnancy

Question: OBGYN
Secondary: Pregnancy
Final: Gynecological Disorders
CV2 . Qu Gu

Question: OBGYN
Secondary: Pregnancy
Final: Malposition Of Fetus
BL67 . Zhi Yin

Question: OBGYN
Secondary: Pregnancy
Final: Menses Irregular
ST28 . Shui Dao

Question: OBGYN
Secondary: Pregnancy
Final: Nausea And Vomiting
KI21 . You Men

Question: OBGYN
Secondary: Pregnancy
Final: Parotitis LI4 . He Gu

Question: OBGYN
Secondary: Pregnancy
Final: Throat Soreness
KI1 . Yong Quan

Question: OBGYN
Secondary: Pregnancy
Final: Urinary Incontinence
SP6 . San Yin Jiao

Question: OBGYN
Secondary: Pregnancy
Final: Urine Retention
CV3 . Zhong Ji

Question: OBGYN
Secondary: TCM
Final: Genitals Itch
CV7 . Yin Jiao

Question: OBGYN
Secondary: TCM
Final: Gluteal Muscle Pain
BL36 . Cheng Fu

Question: Hearing
Secondary: TCM
Final: Headache
BL62 . Shen Mai, GB41 . Zu Lin Qi, GV20 .
Bai Hui, GV23 . Shang Xing, LI4 . He Gu,
LR8 . Qu Quan, LU9 . Tai Yuan

Question: OBGYN
Secondary: TCM
Final: Impotence
LR8 . Qu Quan

Question: Musculoskeletal
Secondary: TCM
Final: Intercostal Neuralgia
GB43 . Jia Xi, GV9 . Zhi Yang, TB6 . Zhi Gou

Question: OBGYN
Secondary: TCM
Final: Mouth Ulcers
CV24 . Cheng Jiang

Question: Musculoskeletal
Secondary: TCM

Question: Musculoskeletal
Secondary: TCM
Final: Nephritis
KI3 . Tai Xi, ST28 . Shui Dao

Question: Neuromuscular
Secondary: TCM
Final: Seizures
BL62 . Shen Mai, BL64 . Jing Gu, CV13 .
Shan Guan, GV15 . Ya Men, HE3 . Shao Hai,
LI16 . Ju Gu, LR2 . Xing Jian, TB23 . Si Zhu
Kong,

Question: OBGYN
Secondary: TCM

Question: OBGYN
Secondary: TCM
Final: Thigh Medial Pain
SP10 . Xue Hai

Question: OBGYN
Secondary: TCM
Final: Throat Soreness
LU10 . Yu Ji

Question: OBGYN
Secondary: TCM
Final: Tinnitus
BL62 . Shen Mai, LI1 . Shang Yang, SI2 .
Qian Gu, TB18 . Qi Mai

Question: OBGYN
Secondary: TCM
Final: Toe Pain
KI1 . Yong Quan

Question: OBGYN
Secondary: TCM
Final: Urogenital Disorders
KI12 . Da He

Question: Neuromuscular
Secondary: TCM
Final: Urticaria
LI15 . Jian Yu, SP6 . San Yin Jiao

Question: OBGYN
Secondary: TCM
Final: Visual Disturbances
BL23 . Shen Shu, GB14 . Yang Bai, GB20 .
Feng Chi

Question: OBGYN
Secondary: Uterus

Question: OBGYN
Secondary: Uterus
Final: Knee Disorders
LR8 . Qu Quan

Question: OBGYN
Secondary: Uterus
Final: Leukorrhea
GB27 . Wu Shu, ST29 . Gui Lai

Question: OBGYN
Secondary: Uterus
Final: Lumbar Pain GB26 . Dai Mai

Question: OBGYN
Secondary: Uterus
Final: Lumbosacral Pain
BL30 . Bai Huan Shu

Question: OBGYN
Secondary: Uterus
Final: Menses Irregular
CV6 . Qi Hai, ST29 . Gui Lai

Question: OBGYN
Secondary: Uterus
Final: Metrorrhagia
KI14 . Si Man

Question: OBGYN
Secondary: Uterus
Final: Orchitis
LR5 . Li Gou, ST28 . Shui Dao

Question: OBGYN
Secondary: Uterus
Final: Pelvic And Reproductive Conditions
KI11 . Heng Gu

Question: OBGYN
Secondary: Uterus
Final: Stiff Tongue
HE5 . Tong Li

Question: OBGYN
Secondary: Uterus
Final: Stiff Tongue
HE5 . Tong Li

Question: OBGYN
Secondary: Uterus
Final: Stool With Pus
KI7 . Fu Liu

Question: OBGYN
Secondary: Uterus
Final: Throat Soreness
KI2 . Ran Gu

Question: OBGYN
Secondary: Uterus
Final: Urinary Dysfunction
CV6 . Qi Hai, SP10 . Xue Hai

Question: OBGYN
Secondary: Uterus
Final: Urticaria
BL20 . Pi Shu, SP10 . Xue Hai

Question: OBGYN
Secondary: Uterus
Final: Uterine Bleeding Abnormal
CV3 . Zhong Ji , CV7 . Yin Jiao, GB21 . Jian
Jing, LR6 . Zhong Du, SP6 . San Yin Jiao

Question: OBGYN
Secondary: Uterus
Final: Uterine Prolapse
BL31 . Shang Liao, CV1 . Hui Yin, GB28 .
Wei Dao, KI5 . Shui quan, KI8 . Jiao Xin,
LR12 . Ji Mai, SP6 . San Yin Jiao

Question: OBGYN
Secondary: Uterus
Final: Vertigo
SP6 . San Yin Jiao

Question: OBGYN
Secondary: Uterus
Final: Vomiting
LR14 . Qi Men

Question: Pain
Secondary: Abdominal

Question: Pain
Secondary: Abdominal
Final: Abdominal Distention
SP8 . Di Ji

Question: Pain
Secondary: Abdominal
Final: Diaphragm Pain
SP17 . Shi Dou

Question: Pain
Secondary: Abdominal
Final: Inguinal Region Pain And Swelling
SP11 . Ji Men

Question: Pain
Secondary: Abdominal
Final: Leg Pain
LR8 . Qu Quan

Question: Pain
Secondary: Abdominal
Final: Nocturnal Emissions
LR8 . Qu Quan

Question: Pain
Secondary: Abdominal
Final: Tinnitus
KI3 . Tai Xi

Question: Pain
Secondary: Abdominal
Final: Urinary Incontinence
CV6 . Qi Hai

Question: Pain
Secondary: Back

Question: Pain
Secondary: Back
Final: Back Pain
BL47 . Hun Men, BL49 . Yi She, BL50 . Wei Cang

Question: Pain
Secondary: Back
Final: Back Pain And Stiffness
BL44 . Shen Tang

Question: Pain
Secondary: Back
Final: Carbuncles And Furuncles
GV10 . Ling Tai

Question: Pain
Secondary: Back
Final: Impotence
BL52 . Zhi Shi

Question: Pain
Secondary: Back
Final: Vomiting
BL21 . Wei Shu

Question: Pain
Secondary: Back-Lower

Question: Pain
Secondary: Back-Lower
Final: Back Pain
GB28 . Wei Dao

Question: Pain
Secondary: Back-Lower
Final: Back Pain Radiates To Testicles
ST39 . Xia Ju Xu

Question: Pain
Secondary: Back-Lower
Final: Coccyx Pain
BL35 . Hui Yang

Question: Pain
Secondary: Back-Lower
Final: Cough
GV9 . Zhi Yang

Question: Pain
Secondary: Back-Lower
Final: Edema BL39 . Wei Yang

Question: Pain
Secondary: Back-Lower
Final: Elbow Problems
SI6 . Yang Lao

Question: Pain
Secondary: Back-Lower
Final: Foot Pain
BL39 . Wei Yang

Question: Pain
Secondary: Back-Lower
Final: Hand Pain
TB8 . San Yang Luo

Question: Pain
Secondary: Back-Lower
Final: Headache
ST9 . Ren Ying

Question: Pain
Secondary: Back-Lower
Final: Headache With Chills
BL11 . Da Zhu

Question: Pain
Secondary: Back-Lower
Final: Hemorrhoids
BL36 . Cheng Fu, BL54 . Zhi Bian

Question: Pain
Secondary: Back-Lower
Final: Hip Movement Decreased
BL53 . Bao Huang

Question: Pain
Secondary: Back-Lower
Final: Hypochondriac Region Pain
GB38 . Yang Fu

Question: Musculoskeletal
Secondary: Back-Lower
Final: Knee Disorders
BL23 . Shen Shu, BL52 . Zhi Shi, SP9 . Yin Ling Quan

Question: Pain
Secondary: Back-Lower
Final: Leg Muscle Atrophy
BL36 . Cheng Fu

Question: Pain
Secondary: Back-Lower
Final: Leg Pain
GB38 . Yang Fu

Question: Pain
Secondary: Back-Lower
Final: Lower Abdominal Pain
KI15 . Zhong Zhu

Question: Pain
Secondary: Back-Lower
Final: Lumbar And Back Pain
GV7 . Zhong Shu

Question: Pain
Secondary: Back-Lower
Final: Lumbar And Leg Pain
BL35 . Hui Yang

Question: Musculoskeletal
Secondary: Back-Lower
Final: Lumbar Pain
BL22 . San Jiao Shu, BL26 . Guan Yuan Shu, BL34 . Xia Liao, BL56 . Cheng Jin, BL57 . Cheng Shan, BL59 . Fu Yang, BL60 . Kun Lun, BL63 . Jin Men, BL65 . Shu Gu, GB27 . Wu Shu

Question: Pain
Secondary: Back-Lower

Question: Pain
Secondary: Back-Lower
Final: Lumbar Spine Pain And Stiffness
BL29 . Zhong Lu Shu, KI4 . Da Zhong

Question: Pain
Secondary: Back-Lower
Final: Lumbosacral Joint Diseases
BL34 . Xia Liao

Question: Pain
Secondary: Back-Lower
Final: Lumbo-Sacral Pain Radiates To Hypogastrium
LR9 . Yin Bao

Question: Pain
Secondary: Back-Lower
Final: Menses Irregular
BL24 . Qi Hai Shu, BL30 . Bai Huan Shu, BL34 . Xia Liao, GB26 . Dai Mai

Question: Pain
Secondary: Back-Lower
Final: Nasal Congestion
BL12 . Feng Men

Question: Pain
Secondary: Back-Lower
Final: Orchitis
BL32 . Ci Liao, BL33 . Zhong Liao, GB29 . Ju Liao

Question: Pain
Secondary: Back-Lower
Final: Parotitis
LI4 . He Gu

Question: Pain
Secondary: Back-Lower
Final: Rectal Prolapse
BL30 . Bai Huan Shu

Question: Pain
Secondary: Back-Lower
Final: Respiratory Disorders
GB20 . Feng Chi

Question: Pain
Secondary: Back-Lower
Final: Sacral Pain
BL25 . Da Chang Shu, BL32 . Ci Liao, BL33 . Zhong Liao, GV1 . Chang Qiang, GV2 . Yao Shu

Question: Pain
Secondary: Back-Lower
Final: Sciatica
BL30 . Bai Huan Shu, GB30 . Huan Tiao, GV4 . Ming Men

Question: Pain
Secondary: Back-Lower
Final: Seizures
GV1 . Chang Qiang, SI3 . Hou Xi

Question: Pain
Secondary: Back-Lower
Final: Sexual Dysfunction
LR5 . Li Gou

Question: Pain
Secondary: Back-Lower
Final: Skin Disorders
LI10 . Shou San Li

Question: Pain
Secondary: Back-Lower
Final: Stool With Blood
KI7 . Fu Liu

Question: Pain
Secondary: Back-Lower
Final: Tooth Decay
SI8 . Xiao Hai

Question: Pain
Secondary: Back-Lower
Final: Toothache
KI3 . Tai Xi

Question: Pain
Secondary: Back-Lower
Final: Urine Retention
ST28 . Shui Dao

Question: Pain
Secondary: Back-Lower
Final: Urogenital Disorders
BL28 . Pang Guang Shu

Question: Pain
Secondary: Back-Lower
Final: Urticaria
TB10 . Tian Jing

Question: Pain
Secondary: Back-Lower
Final: Uterine Prolapse
BL20 . Pi Shu, BL32 . Ci Liao, CV3 . Zhong Ji

Question: Pain
Secondary: Back-Lower
Final: Vertigo
KI1 . Yong Quan

Question: Pain
Secondary: Back-Lower
Final: Vomiting
GB40 . Qiu Xu

Question: Pain
Secondary: Back-Upper
Final: Back Pain
GV11 . Shen Dao

Question: Pain
Secondary: Back-Upper
Final: Irritable
BL11 . Da Zhu

Question: Pain
Secondary: Back-Upper
Final: Jaw Disorders
SI11 . Tian Zong, SI9 . Jian Zhen

Question: Pain
Secondary: Back-Upper
Final: Neck Swelling Posterior
CV22 . Tian Tu

Question: Pain
Secondary: Back-Upper
Final: Respiratory Disorders
LU1 . Zhong Fu

Question: Pain
Secondary: Back-Upper
Final: Shoulder Pain
SI3 . Hou Xi

Question: Pain
Secondary: Chest

Question: Pain
Secondary: Chest
Final: Abdominal Fullness And Distention
ST45 . Li Dui

Question: Pain
Secondary: Chest
Final: Cardiac Pain
HE6 . Yin Xi, HE9 . Shao Chong, LU4 . Xia Bai, PC2 . Tian Quan

Question: Pain
Secondary: Chest
Final: Cardiothoracic Pain
CV15 . Jiu Wei

Question: Pain
Secondary: Chest
Final: Chest And Lateral Costal Region Pain
SP21 . Da Bao

Question: Pain
Secondary: Chest
Final: Chest And Lateral Costal Region Pain
And Fullness
KI22 . Bu Lang

Question: Pain
Secondary: Chest
Final: Chest And Sternal Pain
CV18 . Yu Tang

Question: Pain
Secondary: Chest
Final: Chest Discomfort
BL14 . Jue Yin Shu, BL45 . Yi Xi

Question: Pain
Secondary: Chest
Final: Chest Fullness And Pain
SP18 . Tian Xi

Question: Pain
Secondary: Chest
Final: Chest Pain
BL14 . Jue Yin Shu, CV19 . Zi Gong, CV20 . Hua Gai, CV21 . Xuan Ji, GB13 . Ben Shen, GB36 . Wai Qui, HE1 . Ji Quan, KI21 . You Men, KI27 . Shu Fu

Question: Pain
Secondary: Chest
Final: Chest Pain And Lateral Costal Region
Fullness
CV16 . Zhong Ting

Question: Pain
Secondary: Chest
Final: Chest Pain And Oppression
KI25 . Shen Cang

Question: Pain
Secondary: Chest
Final: Chills
LI14 . Bi Nao

Question: Pain
Secondary: Chest
Final: Dyspnea
GV9 . Zhi Yang

Question: Pain
Secondary: Chest
Final: Elbow Problems
HE1 . Ji Quan

Question: Circulation
Secondary: Chest

Question: Circulation
Secondary: Chest
Final: Fever
LU11 . Shao Shang, LU8 . Jing Qu, PC9 .
Zhong Chong

Question: Pain
Secondary: Chest
Final: Gastric Disorders
BL19 . Dan Shu

Question: Pain
Secondary: Chest
Final: Heart Pain
CV11 . Jian Li

Question: Pain
Secondary: Chest
Final: Hypochondriac Region Pain
HE3 . Shao Hai

Question: Pain
Secondary: Chest
Final: Intercostal Neuralgia
HE3 . Shao Hai

Question: Pain
Secondary: Chest
Final: Lactation Insufficient
CV17 . Shan Zhong

Question: Pain
Secondary: Chest
Final: Lateral Costal Region Fullness
KI24 . Ling Xu

Question: Pain
Secondary: Chest
Final: Lateral Costal Region Fullness And
Distention
GB35 . Yang Jiao

Question: Respiration
Secondary: Chest
Final: Lateral Costal Region Pain
PC2 . Tian Quan, TB6 . Zhi Gou

Question: Pain
Secondary: Chest
Final: Lateral Leg Pain
KI19 . Yin Du

Question: Pain
Secondary: Chest
Final: Leg Pain Lateral
GB38 . Yang Fu

Question: Pain
Secondary: Chest
Final: Loss Of Voice
LU6 . Kong Zui

Question: Pain
Secondary: Chest
Final: Loss Of Voice Sudden
HE4 . Ling Dao, TB6 . Zhi Gou

Question: Pain
Secondary: Chest
Final: Lumbar Pain
GB38 . Yang Fu

Question: Pain
Secondary: Chest
Final: Malaria
TB4 . Yang Chi

Question: Pain
Secondary: Chest
Final: Melancholy
PC4 . Xi Men

Question: Pain
Secondary: Chest
Final: Nosebleed
PC4 . Xi Men

Question: Pain
Secondary: Chest
Final: Oppressive Sensation In The Heart
CV15 . Jiu Wei

Question: Pain
Secondary: Chest
Final: Palpitations
BL15 . Xin Shu, PC4 . Xi Men

Question: Pain
Secondary: Chest
Final: Panic
BL15 . Xin Shu

Question: Pain
Secondary: Chest
Final: Parotitis
SI5 . Yang Gu

Question: Pain
Secondary: Chest
Final: Perspiration At Night
BL15 . Xin Shu

Question: Pain
Secondary: Chest
Final: Respiratory Disorders
LU8 . Jing Qu

Question: Respiration
Secondary: Chest
Final: Scapular Pain
BL11 . Da Zhu, SI11 . Tian Zong, TB15 . Tian Liao

Question: Pain
Secondary: Chest
Final: Shoulder Movement Limited
LU2 . Yun Men

Question: Pain
Secondary: Chest
Final: Shoulder Pain
LU1 . Zhong Fu

Question: Pain
Secondary: Chest
Final: Stomach Pain
PC3 . Qu Ze

Question: Pain
Secondary: Chest
Final: Stool With Blood
GV1 . Chang Qiang

Question: Pain
Secondary: Chest
Final: Thoracic Distention And Fullness
ST13 . Qi Hu

Question: Respiration
Secondary: Chest
Final: Thoracic Pain
BL60 . Kun Lun, ST18 . Ru Gen

Question: Pain
Secondary: Chest
Final: Throat Soreness
HE5 . Tong Li
SI17 . Tian Rong

Question: Pain
Secondary: Chest
Final: Urinary Dysfunction
KI3 . Tai Xi

Question: Pain
Secondary: Chest
Final: Urination Frequent
KI3 . Tai Xi

Question: Pain
Secondary: Chest
Final: Urine Retention
CV6 . Qi Hai

Question: Pain
Secondary: Chest
Final: Uterine Prolapse
KI2 . Ran Gu

Question: Pain
Secondary: Chest
Final: Vertigo
ST40 . Feng Long

Question: Pain
Secondary: Chest
Final: Visual Disturbances
KI1 . Yong Quan

Question: Pain
Secondary: Epigastrium
Final: Windstroke
GB21 . Jian Jing

Question: Pain
Secondary: Extremities
Final: Emaciation
GV9 . Zhi Yang

Question: Pain
Secondary: Extremity-Lower
Final: Abdominal Pain
ST39 . Xia Ju Xu

Question: Pain
Secondary: Extremity-Lower
Final: Ankle Pain
BL60 . Kun Lun

Question: Pain
Secondary: Extremity-Lower

Question: Pain
Secondary: Extremity-Lower
Final: Ankle Pain And Swelling
ST41 . Jie Xi

Question: Pain
Secondary: Extremity-Lower
Final: Dorsal Foot Pain And Swelling
GB42 . Di Wu Hui, ST42 . Chong Yang

Question: Pain
Secondary: Extremity-Lower
Final: External Malleolus Pain
BL63 . Jin Men

Question: Pain
Secondary: Extremity-Lower
Final: Foot Pain
BL60 . Kun Lun, GB41 . Zu Lin Qi

Question: Pain
Secondary: Extremity-Lower
Final: Heel Pain
BL57 . Cheng Shan, BL60 . Kun Lun, BL61 .
Pu Can, KI4 . Da Zhong

Question: Pain
Secondary: Extremity-Lower
Final: Hip Movement Decreased
LR11 . Yin Lian

Question: Pain
Secondary: Extremity-Lower
Final: Knee Disorders
BL11 . Da Zhu, GB37 . Guang Ming

Question: Musculoskeletal
Secondary: Extremity-Lower
Final: Knee Pain
BL61 . Pu Can, SP7 . Lou Gu

Question: Pain
Secondary: Extremity-Lower
Final: Knee Pain And Swelling
GB35 . Yang Jiao

Question: Pain
Secondary: Extremity-Lower
Final: Lateral Malleolus Edema
BL59 . Fu Yang

Question: Pain
Secondary: Extremity-Lower
Final: Leg Muscle Atrophy
BL54 . Zhi Bian

Question: Pain
Secondary: Extremity-Lower
Final: Leg Muscle Pain Lateral
GB37 . Guang Ming

Question: Pain
Secondary: Extremity-Lower
Final: Leg Pain
BL56 . Cheng Jin, GB37 . Guang Ming, SP9 .
Yin Ling Quan

Question: Pain
Secondary: Extremity-Lower
Final: Leg Paralysis
BL36 . Cheng Fu, GB33 . Xi Yang Guan

Question: Pain
Secondary: Extremity-Lower
Final: Lower Extremity Disorders
ST33 . Yin Shi

Question: Pain
Secondary: Extremity-Lower
Final: Lumbar Pain
BL37 . Yin Men, SP9 . Yin Ling Quan

Question: Pain
Secondary: Extremity-Lower
Final: Malaria
GB38 . Yang Fu

Question: Pain
Secondary: Extremity-Lower
Final: Mastitis
GB41 . Zu Lin Qi

Question: Pain
Secondary: Extremity-Lower
Final: Medial Knee Pain, Swelling And
Inflammation
LR7 . Xi Guan

Question: Pain
Secondary: Extremity-Lower
Final: Menses Irregular
GB41 . Zu Lin Qi, GV3 . Yao Yang Guan

Question: Pain
Secondary: Extremity-Lower
Final: Paralysis GB29 . Ju Liao

Question: Pain
Secondary: Extremity-Lower
Final: Seminal Emissions
LR8 . Qu Quan

Question: Pain
Secondary: Extremity-Lower
Final: Skin Disorders
GB30 . Huan Tiao, GB38 . Yang Fu, GB41 .
Zu Lin Qi

Question: Pain
Secondary: Extremity-Lower
Final: Supraclavicular Fossa Pain
GB38 . Yang Fu

Question: Pain
Secondary: Extremity-Lower
Final: Testicular Pain
LR5 . Li Gou

Question: Pain
Secondary: Extremity-Lower
Final: Thigh And Knee Pain
ST33 . Yin Shi

Question: Pain
Secondary: Extremity-Lower
Final: Thigh Medial Pain
LR8 . Qu Quan

Question: Pain
Secondary: Extremity-Lower
Final: Thigh Pain
GB30 . Huan Tiao

Question: Pain
Secondary: Extremity-Lower
Final: Throat Constriction
LI11 . Qu Chi

Question: Pain
Secondary: Extremity-Lower
Final: Throat Infections
ST44 . Nei Ting

Question: Pain
Secondary: Extremity-Lower
Final: Throat Soreness
LU8 . Jing Qu

Question: Pain
Secondary: Extremity-Lower
Final: Urine Retention
LR8 . Qu Quan

Question: Pain
Secondary: Extremity-Lower
Final: Uterine Bleeding Abnormal
SP10 . Xue Hai

Question: Pain
Secondary: Extremity-Lower
Final: Uterine Prolapse
LR8 . Qu Quan

Question: Pain
Secondary: Extremity-Lower
Final: Vertigo
GB41 . Zu Lin Qi

Question: Pain
Secondary: Extremity-Lower
Final: Windstroke
KI1 . Yong Quan

Question: Pain
Secondary: Extremity-Upper

Question: Pain
Secondary: Extremity-Upper
Final: Arm And Elbow Pain
LI8 . Xia Lian

Question: Pain
Secondary: Extremity-Upper
Final: Arm Numbness
LI9 . Shang Lian

Question: Pain
Secondary: Extremity-Upper
Final: Arm Pain
LI6 . Pian Li, LI9 . Shang Lian

Question: Pain
Secondary: Extremity-Upper
Final: Arm Weakness
SI10 . Nao Shu

Question: Pain
Secondary: Extremity-Upper
Final: Axillary Pain And Swelling
GB42 . Di Wu Hui, PC1 . Tian Chi

Question: Pain
Secondary: Extremity-Upper
Final: Back Pain
GB25 . Jing Men, LI16 . Ju Gu

Question: Pain
Secondary: Extremity-Upper
Final: Chest Pain PC2 . Tian Quan

Question: Pain
Secondary: Extremity-Upper
Final: Chills SI10 . Nao Shu

Question: Pain
Secondary: Extremity-Upper
Final: Chills And Fever
LI14 . Bi Nao

Question: Pain
Secondary: Extremity-Upper
Final: Cough
SI15 . Jian Zhong Zhu

Question: Pain
Secondary: Extremity-Upper
Final: Elbow Pain
LI6 . Pian Li

Question: Pain
Secondary: Extremity-Upper
Final: Eye Disorders
SI6 . Yang Lao

Question: Pain
Secondary: Extremity-Upper
Final: Fingers Ache
SI7 . Zhi Zheng

Question: Pain
Secondary: Extremity-Upper
Final: Headache Migraine
TB9 . Si Du

Question: Musculoskeletal
Secondary: Extremity-Upper
Final: Hemiplegia
LI11 . Qu Chi, SI6 . Yang Lao

Question: Pain
Secondary: Extremity-Upper
Final: Hypochondriac Region Fullness
HE1 . Ji Quan

Question: Pain
Secondary: Extremity-Upper
Final: Intestinal Disorders
BL39 . Wei Yang

Question: Pain
Secondary: Extremity-Upper
Final: Lassitude
TB8 . San Yang Luo

Question: Pain
Secondary: Extremity-Upper
Final: Lateral Costal Region Pain
HE1 . Ji Quan

Question: Pain
Secondary: Extremity-Upper
Final: Lumbar Mobility Decreased
SI6 . Yang Lao

Question: Pain
Secondary: Extremity-Upper
Final: Lumbar Pain
SI6 . Yang Lao

Question: Pain
Secondary: Extremity-Upper
Final: Mastitis
SI11 . Tian Zong

Question: Pain
Secondary: Extremity-Upper
Final: Memory Impaired
HE3 . Shao Hai

Question: Pain
Secondary: Extremity-Upper
Final: Mental Disorders
HE4 . Ling Dao

Question: Pain
Secondary: Extremity-Upper
Final: Mouth Dryness
TB4 . Yang Chi

Question: Pain
Secondary: Extremity-Upper
Final: Nasal Discharge
BL12 . Feng Men

Question: Pain
Secondary: Extremity-Upper
Final: Neck Stiffness
SI6 . Yang Lao

Question: Pain
Secondary: Extremity-Upper
Final: Perspiration Absent
LU6 . Kong Zui

Question: Pain
Secondary: Extremity-Upper
Final: Respiratory Disorders
LI4 . He Gu, LU9 . Tai Yuan, TB4 . Yang Chi,
TB5 . Wai Guan

Question: Pain
Secondary: Extremity-Upper
Final: Rib Fullness
SI11 . Tian Zong

Question: Pain
Secondary: Extremity-Upper
Final: Sadness
HE1 . Ji Quan

Question: Pain
Secondary: Extremity-Upper
Final: Scapular Pain
SI13 . Qu Yaun, SI9 . Jian Zhen, TB13 . Nao Hui

Question: Pain
Secondary: Extremity-Upper
Final: Sciatica
GB29 . Ju Liao

Question: Pain
Secondary: Extremity-Upper
Final: Seizures
GB20 . Feng Chi, SI5 . Yang Gu

Question: Pain
Secondary: Extremity-Upper
Final: Shoulder And Arm Pain
TB11 . Qing Leng Yuan, TB12 . Xiao Luo,
TB13 . Nao Hui, TB15 . Tian Liao

Question: Pain
Secondary: Extremity-Upper
Final: Shoulder And Back Pain
BL10 . Tian Zhu, BL45 . Yi Xi

Question: Pain
Secondary: Extremity-Upper
Final: Shoulder Heaviness
TB14 . Jian Liao, TB6 . Zhi Gou

Question: Pain
Secondary: Extremity-Upper
Final: Shoulder Movement Limited
ST12 . Que Pen

Question: Pain
Secondary: Extremity-Upper
Final: Shoulder Pain
HE2 . Qing Ling, LI9 . Shang Lian, LU2 . Yun Men, SI13 . Qu Yaun, ST12 . Que Pen,
TB4 . Yang Chi, TB6 . Zhi Gou

Question: Pain
Secondary: Extremity-Upper
Final: Shoulder Pain And Swelling
ST10 . Shui Tu

Question: Pain
Secondary: Extremity-Upper
Final: Shoulder Pain With Stiffness
ST38 . Tiao Kou

Question: Pain
Secondary: Extremity-Upper
Final: Shoulder, Scapula And Back Pain
BL42 . Po Hu

Question: Pain
Secondary: Extremity-Upper
Final: Shoulder, Upper Arm, Mid Back Pain
SI14 . Jian Wai Shu

Question: Pain
Secondary: Extremity-Upper
Final: Throat Constriction TB6 . Zhi Gou

Question: Pain
Secondary: Extremity-Upper
Final: Throat Soreness
LI11 . Qu Chi, LU9 . Tai Yuan

Question: Pain
Secondary: Extremity-Upper
Final: Tinnitus
SI17 . Tian Rong, SI3 . Hou Xi, SI5 . Yang Gu, TB2 . Ye Men

Question: Pain
Secondary: Extremity-Upper
Final: Toothache
LI1 . Shang Yang, LI11 . Qu Chi, LI2 . Er Jian, LI3 . San Jian, LU10 . Yu Ji, SI5 . Yang Gu, TB2 . Ye Men

Question: Pain
Secondary: Extremity-Upper
Final: Trigeminal Neuralgia
LI2 . Er Jian

Question: Pain
Secondary: Extremity-Upper
Final: Upper Arm Antero-Lateral Pain
LU3 . Tian Fu

Question: Pain
Secondary: Extremity-Upper
Final: Upper Arm Pain
LU4 . Xia Bai

Question: Pain
Secondary: Extremity-Upper
Final: Uterine Bleeding Abnormal
HE5 . Tong Li

Question: Pain
Secondary: Extremity-Upper
Final: Visual Disturbances
HE5 . Tong Li

Question: Pain
Secondary: Extremity-Upper
Final: Vomiting
BL20 . Pi Shu

Question: Pain
Secondary: Extremity-Upper
Final: Wrist Pain
LI6 . Pian Li, LU8 . Jing Qu

Question: Pain
Secondary: Facial

Question: Pain
Secondary: Facial
Final: Eye Disorders
GB1 . Tong Zi Liao

Question: Pain
Secondary: Facial
Final: Facial Pain
GB3 . Shang Guan, GV17 . Nao Hu, SI18 . Quan Liao

Question: Pain
Secondary: Facial
Final: Headache
BL2 . Zan Zhu

Question: Pain
Secondary: Facial
Final: Lacrimation
BL2 . Zan Zhu, GB14 . Yang Bai

Question: Pain
Secondary: Facial
Final: Lacrimation Upon Wind Exposure
BL2 . Zan Zhu, GB14 . Yang Bai

Question: Pain
Secondary: Facial
Final: Mania And Depression
GV28 . Yin Jiao

Question: Pain
Secondary: Facial
Final: Mental Disorders
GV23 . Shang Xing

Question: Pain
Secondary: Facial
Final: Mouth Deviation
LI20 . Ying Xiang

Question: Pain
Secondary: Facial
Final: Neck Stiffness
CV24 . Cheng Jiang

Question: Pain
Secondary: Facial
Final: One Sided Headache
GB5 . Xuan Lu

Question: Pain
Secondary: Facial
Final: Outer Canthus Pain
GB15 . Tou Lin Qi, GB4 . Han Yan, GB6 .
Xuan Li

Question: Pain
Secondary: Facial
Final: Sinus Pain
ST3 . Ju Liao

Question: Pain
Secondary: Facial
Final: Skin Disorders
LI4 . He Gu

Question: Pain
Secondary: Facial
Final: Supraorbital Neuralgia
GB14 . Yang Bai

Question: Pain
Secondary: Facial
Final: Swelling Of Lips And Cheeks
ST3 . Ju Liao

Question: Pain
Secondary: Facial
Final: Throat Constriction
TB16 . Tian You

Question: Pain
Secondary: Facial
Final: Throat Soreness
ST44 . Nei Ting

Question: Pain
Secondary: Facial
Final: Tinnitus
GB44 . Zu Qiao Yin

Question: Pain
Secondary: Facial
Final: Toothache
ST7 . Xia Guan

Question: Pain
Secondary: Facial
Final: Trigeminal Neuralgia
ST7 . Xia Guan

Question: Pain
Secondary: Facial
Final: Visual Disturbances
LI2 . Er Jian, TB17 . Yi Feng

Question: Pain
Secondary: Facial
Final: Vomiting
LI11 . Qu Chi

Question: Pain
Secondary: Head And Neck

Question: Pain
Secondary: Head And Neck
Final: Nasal Congestion
BL2 . Zan Zhu, BL7 . Tong Tian

Question: Pain
Secondary: Head And Neck
Final: Neck Pain
BL66 . Tong Gu, GB36 . Wai Qui, GV16 .
Feng Fu, ST6 . Jia Che

Question: Pain
Secondary: Head And Neck
Final: Neck Pain And Stiffness
BL41 . Fu Fen, GB10 . Fu Bai, GB11 . Tou
Qiao Yin, GB12 . Wan Gu,
GB13 . Ben Shen, GB19 . Nao Kong, GV17 .
Nao Hu, TB15 . Tian Liao

Question: Pain
Secondary: Head And Neck
Final: Neck Stiffness And Pain
TB12 . Xiao Luo

Question: Pain
Secondary: Head And Neck
Final: Shoulder Disorders
SI9 . Jian Zhen

Question: Pain
Secondary: Head And Neck
Final: Shoulder Pain
GB20 . Feng Chi

Question: Pain
Secondary: Head And Neck
Final: Supraclavicular Fossa Pain
ST12 . Que Pen

Question: Pain
Secondary: Head And Neck
Final: Thirst TB4 . Yang Chi

Question: Pain
Secondary: Head And Neck
Final: Throat Soreness
TB16 . Tian You

Question: Pain
Secondary: Head And Neck
Final: Toothache
LU9 . Tai Yuan

Question: Pain
Secondary: Headache

Question: Pain
Secondary: Headache
Final: Chills
BL1 . Jing Ming

Question: Pain
Secondary: Headache
Final: Dizziness
BL65 . Shu Gu

Question: Pain
Secondary: Headache
Final: Eyelid Spasm
ST2 . Si Bai

Question: Pain
Secondary: Headache
Final: Gastrointestinal Disorders
BL19 . Dan Shu

Question: Pain
Secondary: Headache
Final: Headache
BL3 . Mei Chong, BL4 . Qu Chai, BL5 . Wu
Chu, BL6 . Cheng Guang, BL60 . Kun Lun,
BL65 . Shu Gu, BL67 . Zhi Yin, GB1 . Tong Zi
Liao, GB10 . Fu Bai, GB11 . Tou Qiao Yin

Question: Pain
Secondary: Headache
Final: Headache Migraine
ST8 . Tou Wei

Question: Pain
Secondary: Headache
Final: Headache One-Sided
GB17 . Zheng Ying

Question: Pain
Secondary: Headache
Final: Headache With Dizziness
BL56 . Cheng Jin

Question: Pain
Secondary: Headache
Final: Headache With Heaviness
TB22 . He Liao

Question: Pain
Secondary: Headache
Final: Hypertension
ST9 . Ren Ying

Question: Pain
Secondary: Headache
Final: Leg Paralysis
GB37 . Guang Ming

Question: Pain
Secondary: Headache
Final: Lumbar Pain
BL11 . Da Zhu

Question: Pain
Secondary: Headache
Final: Lumbar Stiffness
GV12 . Shen Zhu

Question: Pain
Secondary: Headache
Final: Neck Mobility Decreased
BL11 . Da Zhu

Question: Pain
Secondary: Headache
Final: Neck Stiffness
BL12 . Feng Men

Question: Pain
Secondary: Headache
Final: One Sided Headache
GB6 . Xuan Li, GB8 . Shuai Gu

Question: Pain
Secondary: Headache
Final: Outer Canthus Pain
GB5 . Xuan Lu

Question: Pain
Secondary: Headache
Final: Respiratory Disorders
BL7 . Tong Tian, LU6 . Kong Zui

Question: Pain
Secondary: Headache
Final: Seminal Emissions
GV4 . Ming Men

Question: Pain
Secondary: Headache
Final: Superciliary Region Pain
BL2 . Zan Zhu

Question: Pain
Secondary: Headache
Final: Temporal Headache
GB4 . Han Yan, GB8 . Shuai Gu

Question: Pain
Secondary: Headache
Final: Throat Soreness
BL10 . Tian Zhu, LI4 . He Gu

Question: Pain
Secondary: Headache
Final: Tinnitus
GB20 . Feng Chi

Question: Pain
Secondary: Headache
Final: Toothache
LI4 . He Gu, TB23 . Si Zhu Kong

Question: Pain
Secondary: Headache
Final: Urine Retention
BL22 . San Jiao Shu

Question: Pain
Secondary: Headache
Final: Urticaria
GB20 . Feng Chi

Question: Pain
Secondary: Headache
Final: Vaginitis
LR8 . Qu Quan

Question: Pain
Secondary: Headache
Final: Vertex Headache
GV21 . Qian Ding

Question: Pain
Secondary: Headache
Final: Vertigo
BL10 . Tian Zhu, TB23 . Si Zhu Kong

Question: Pain
Secondary: Headache
Final: Visual Disturbances
TB16 . Tian You

Question: Pain
Secondary: Headache
Final: Voice Hoarse
LU10 . Yu Ji

Question: Pain
Secondary: Headache
Final: Wrist Pain
HE5 . Tong Li

Question: Pain
Secondary: Hypogastrium

Question: Pain
Secondary: Hypogastrium
Final: Vaginal Pain
CV3 . Zhong Ji

Question: Pain
Secondary: Hypogastrium
Final: Vaginitis
CV3 . Zhong Ji

Question: Pain
Secondary: Lateral Costal

Question: Pain
Secondary: Lateral Costal
Final: Asthma
BL45 . Yi Xi

Question: Pain
Secondary: Lateral Costal
Final: Lateral Costal Region
GB25 . Jing Men

Question: Pain
Secondary: Lateral Costal
Final: Lateral Costal Region Distention And
Fullness
SP21 . Da Bao

Question: Pain
Secondary: Lateral Costal
Final: Lateral Costal Region Pain
CV18 . Yu Tang, GB22 . Yuan Ye, GB24 . Ri
Yue, HE2 . Qing Ling, PC1 . Tian Chi

Question: Pain
Secondary: Lateral Costal
Final: Lumbar Pain
BL52 . Zhi Shi

Question: Pain
Secondary: Lateral Costal
Final: Menses Irregular
SP9 . Yin Ling Quan

Question: Pain
Secondary: Lateral Costal
Final: Shoulder Joint Soft Tissue Diseases
HE1 . Ji Quan

Question: Pain
Secondary: Lateral Costal
Final: Tinnitus
TB6 . Zhi Gou

Question: Pain
Secondary: Lateral Costal
Final: Uterine Prolapse
GB26 . Dai Mai

Question: Pain
Secondary: Mouth

Question: Pain
Secondary: Mouth
Final: Cough
BL14 . Jue Yin Shu

Question: Pain
Secondary: Mouth
Final: Dental Pain
ST3 . Ju Liao

Question: Pain
Secondary: Mouth
Final: Erosion Of The Gums
GV28 . Yin Jiao

Question: Pain
Secondary: Mouth
Final: Gum Pain And Swelling
GB9 . Tian Chong

Question: Pain
Secondary: Mouth
Final: Gum Pain And Swelling And Redness
GV28 . Yin Jiao

Question: Pain
Secondary: Mouth
Final: Gums Bleeding
GV28 . Yin Jiao

Question: Pain
Secondary: Mouth
Final: Gums Painful
GV27 . Dui Duan

Question: Pain
Secondary: Mouth
Final: Loss Of Voice Sudden
TB9 . Si Du

Question: Pain
Secondary: Mouth
Final: Mental Disorders
HE3 . Shao Hai

Question: Pain
Secondary: Mouth
Final: Mouth Pain
LI7 . Wen Liu

Question: Pain
Secondary: Mouth
Final: Mouth Ulcers
CV23 . Lian Quan

Question: Pain
Secondary: Mouth
Final: Neck Stiffness
HE3 . Shao Hai

Question: Pain
Secondary: Mouth
Final: One Sided Headache
GB4 . Han Yan

Question: Pain
Secondary: Mouth
Final: Parotitis
ST6 . Jia Che

Question: Pain
Secondary: Mouth
Final: Saliva Excessive
CV24 . Cheng Jiang

Question: Pain
Secondary: Mouth
Final: Thigh Swelling
KI7 . Fu Liu

Question: Pain
Secondary: Mouth
Final: Tinnitus
ST44 . Nei Ting

Question: Pain
Secondary: Mouth
Final: Toothache
GB12 . Wan Gu, GB17 . Zheng Ying, GB3 .
Shang Guan, GB5 . Xuan Lu, GB9 . Tian,
Chong, LI10 . Shou San Li, SI18 . Quan Liao,
SI19 . Ting Gong, ST42 . Chong Yang,
ST44 . Nei Ting

Question: Pain
Secondary: Mouth
Final: Toothache Lower Jaw
ST5 . Da Ying

Question: Pain
Secondary: Mouth
Final: Trigeminal Neuralgia
ST44 . Nei Ting

Question: Pain
Secondary: Mouth
Final: Visual Disturbances
TB23 . Si Zhu Kong

Question: Pain
Secondary: Mouth
Final: Wrist Joint Soft Tissue Diseases
LU9 . Tai Yuan

Question: Pain
Secondary: Mouth
Final: Wrist Pain
SI5 . Yang Gu

Question: Pain
Secondary: Pain

Question: Pain
Secondary: Pain
Final: Asthma
SP21 . Da Bao

Question: Pain
Secondary: Pain
Final: Pain Of The Anus And Urethra
CV1 . Hui Yin

Question: Pain
Secondary: Pain
Final: Visual Disturbances
BL10 . Tian Zhu

Question: Skin
Secondary: Skin

Question: Skin
Secondary: Skin
Final: Wheezing
LI18 . Fu Tu, LU1 . Zhong Fu

Question: Pain
Secondary: TCM

Question: Pain
Secondary: TCM
Final: Damp Painful Obstruction
ST38 . Tiao Kou

Question: Pain
Secondary: TCM
Final: Damp Painful Obstruction With Inability
To Walk
LR6 . Zhong Du

Question: Pain
Secondary: TCM
Final: Frontal Headache
GV24 . Shen Ting

Question: Digestion
Secondary: TCM
Final: Goiter
CV22 . Tian Tu, LI16 . Ju Gu

Question: Pain
Secondary: TCM
Final: Joint Wind With Sweating
GB4 . Han Yan

Question: Pain
Secondary: TCM
Final: Leg Paralysis
BL54 . Zhi Bian

Question: Musculoskeletal
Secondary: TCM
Final: Lumbar Pain
BL12 . Feng Men, BL23 . Shen Shu, BL64 .
Jing Gu, GB31 . Feng Shi, LR13 . Zhang
Men, ST30 . Qi Chong, ST31 . Bi Guan

Question: Pain
Secondary: TCM
Final: Mastitis
CV17 . Shan Zhong, LU5 . Chi Ze

Question: Pain
Secondary: TCM
Final: Mental Disorders
GV14 . Daz Hui, KI1 . Yong Quan, PC5 . Jian
Shi, SP4 . Gong Sun, TB10 . Tian Jin

Question: Fever/Chills
Secondary: TCM
Final: Nasal Congestion
GV20 . Bai Hui, GV23 . Shang Xing, LU1 .
Zhong Fu

Question: Pain
Secondary: TCM
Final: Neck Pain
BL11 . Da Zhu, GB40 . Qiu Xu

Question: Digestion
Secondary: TCM
Final: Neurasthenia
CV12 . Zhon Guan, HE3 . Shao Hai

Question: Pain
Secondary: TCM
Final: Palpitations
CV17 . Shan Zhong, PC5 . Jian Shi

Question: Pain
Secondary: TCM
Final: Sciatica
BL26 . Guan Yuan Shu, BL28 . Pang Guang
Shu, GB34 . Yang Ling Quan

Question: Neuromuscular
Secondary: TCM
Final: Seizures
BL62 . Shen Mai, BL64 . Jing Gu, CV13 .
Shan Guan, GV15 . Ya Men, HE3 . Shao Hai,
LI16 . Ju Gu, LR2 . Xing Jian, TB23 . Si Zhu
Kong

Question: Pain
Secondary: TCM
Final: Seminal Emissions
BL30 . Bai Huan Shu, GV3 . Yao Yang Guan

Question: Neuromuscular
Secondary: TCM
Final: Shoulder Pain
LI10 . Shou San Li, LI15 . Jian Yu, SI9 . Jian
Zhen

Question: Pain
Secondary: TCM
Final: Skin Disorders
HE1 . Ji Quan, LI13 . Shou Wu Li, LI15 . Jian
Yu, PC7 . Da Ling, ST44 . Nei Ting

Question: Pain
Secondary: TCM
Final: Spinal Pain
GV2 . Yao Shu, GV4 . Ming Men

Question: Pain
Secondary: TCM
Final: Stiff Tongue
GV15 . Ya Men, PC9 . Zhong Chong, TB1 .
Guan Chong

Question: Pain
Secondary: TCM
Final: Syncopy
BL2 . Zan Zhu

Question: Pain
Secondary: TCM
Final: Thoracic Discomfort
BL14 . Jue Yin Shu

Question: OBGYN
Secondary: TCM
Final: Tinnitus
BL62 . Shen Mai, LI1 . Shang Yang, SI2 .
Qian Gu, TB18 . Qi Mai

Question: Pain
Secondary: TCM
Final: Urinary Tract Infection
KI7 . Fu Liu

Question: Pain
Secondary: TCM
Final: Uterine Bleeding Abnormal
GV4 . Ming Men

Question: Pain
Secondary: TCM
Final: Vertigo
GB14 . Yang Bai, GB20 . Feng Chi

Question: OBGYN
Secondary: TCM
Final: Visual Disturbances
BL23 . Shen Shu, GB14 . Yang Bai, GB20 .
Feng Chi

Question: Emotions
Secondary: TCM
Final: Vomiting
CV12 . Zhon Guan, CV13 . Shan Guan,
CV22 . Tian Tu, GV3 . Yao Yang Guan, PC6
. Nei Guan

Question: Pain
Secondary: TCM
Final: Wrist Pain
LU9 . Tai Yuan

Question: Perspiration
Secondary: Perspiration

Question: Perspiration
Secondary: Perspiration
Final: Hemorrhoids
BL29 . Zhong Lu Shu

Question: Perspiration
Secondary: Perspiration
Final: Neck Pain
GV14 . Daz Hui

Question: Perspiration
Secondary: Perspiration
Final: Night Sweating
HE6 . Yin Xi

Question: Perspiration
Secondary: Perspiration
Final: Seizures
BL15 . Xin Shu

Question: Perspiration
Secondary: Perspiration
Final: Spinal Pain
GV13 . Tao Dao

Question: Perspiration
Secondary: Perspiration
Final: Thirst
CV24 . Cheng Jiang

Question: Perspiration
Secondary: Perspiration
Final: Uterine Bleeding Abnormal
KI7 . Fu Liu

Question: Perspiration
Secondary: Perspiration
Final: Vertigo
BL4 . Qu Chai

Question: Perspiration
Secondary: Perspiration
Final: Windstroke
GV15 . Ya Men, PC8 . Lao Gong

Question: Musculoskeletal
Secondary: TCM

Question: Musculoskeletal
Secondary: TCM
Final: Neck Stiffness
GB39 . Xuan Zhong, GV14 . Daz Hui, LU7 .
Lie Que

Question: Perspiration
Secondary: TCM
Final: Respiratory Disorders
BL11 . Da Zhu, BL43 . Gao Huan Shu, GV10
. Ling Tai, GV12 . Shen Zhu,

Question: OBGYN
Secondary: TCM
Final: Visual Disturbances
BL23 . Shen Shu, GB14 . Yang Bai, GB20 .
Feng Chi

Question: Respiration
Secondary: Airway Obstruction

Question: Respiration
Secondary: Airway Obstruction
Final: Asthma
CV20 . Hua Gai, KI22 . Bu Lang, KI23 . Shen
Feng, KI24 . Ling Xu, KI25 . Shen Cang, KI26
. Yu Zhong, KI4 . Da Zhong, LU2 . Yun Men,
LU3 . Tian Fu, ST13 . Qi Hu

Question: Respiration
Secondary: Airway Obstruction
Final: Cough
GV10 . Ling Tai, LI18 . Fu Tu

Question: Respiration
Secondary: Airway Obstruction
Final: Hypotension ST9 . Ren Ying

Question: Respiration
Secondary: Airway Obstruction
Final: Jaundice
GB23 . Zhe Jin

Question: Respiration
Secondary: Airway Obstruction
Final: Leukorrhea
BL27 . Xiao Chang Shu

Question: Respiration
Secondary: Airway Obstruction
Final: Respiratory Disorders
CV17 . Shan Zhong

Question: Respiration
Secondary: Airway Obstruction
Final: Sputum with Blood and Pus
CV22 . Tian Tu

Question: Respiration
Secondary: Airway Obstruction
Final: Thoracic Fullness
LU4 . Xia Bai

Question: Respiration
Secondary: Airway Obstruction
Final: Throat Infections
LU6 . Kong Zui

Question: Respiration
Secondary: Chest

Question: Respiration
Secondary: Chest
Final: Chest Agitation
PC1 . Tian Chi

Question: Respiration
Secondary: Chest
Final: Chest Agitation And Oppression
LU2 . Yun Men

Question: Respiration
Secondary: Chest
Final: Chest and Diaphragm Discomfort
BL46 . Ge Guan

Question: Respiration
Secondary: Chest
Final: Chest And Lateral Costal Region
Discomfort
BL47 . Hun Men

Question: Respiration
Secondary: Chest
Final: Chest And Lateral Costal Region
Fullness
KI23 . Shen Feng, SP17 . Shi Dou, SP19 .
Xiong Xiang, SP20 . Zhou Rong

Question: Respiration
Secondary: Chest
Final: Chest Fullness
GB22 . Yuan Ye, HE6 . Yin Xi

Question: Respiration
Secondary: Chest
Final: Chest Fullness And Distention
KI26 . Yu Zhong

Question: Respiration
Secondary: Chest
Final: Chest Oppression
ST12 . Que Pen, TB15 . Tian Liao

Question: Respiration
Secondary: Chest
Final: Chest Pain And Fullness
ST14 . Ku Fang

Question: Respiration
Secondary: Chest
Final: Hiccough
GB23 . Zhe Jin

Question: Respiration
Secondary: Chest
Final: Lateral Costal Region Pain
PC2 . Tian Quan, TB6 . Zhi Gou

Question: Respiration
Secondary: Chest
Final: Leg Muscle Cramp
BL39 . Wei Yang

Question: Respiration
Secondary: Chest
Final: Neck Nodular Growths
ST9 . Ren Ying

Question: Respiration
Secondary: Chest
Final: Perspiration Excessive
ST13 . Qi Hu

Question: Respiration
Secondary: Chest
Final: Scapular Pain
BL11 . Da Zhu, SI11 . Tian Zong, TB15 . Tian
Liao

Question: Respiration
Secondary: Chest
Final: Seminal Emissions
BL15 . Xin Shu

Question: Respiration
Secondary: Chest
Final: Skin Disorders
HE3 . Shao Hai

Question: Respiration
Secondary: Chest
Final: Spinal Pain
BL11 . Da Zhu

Question: Respiration
Secondary: Chest
Final: Thoracic Pain
BL60 . Kun Lun, ST18 . Ru Gen

Question: Respiration
Secondary: Chest
Final: Throat Constriction
CV22 . Tian Tu

Question: Respiration
Secondary: Chest
Final: Throat Disorders
CV17 . Shan Zhong, CV22 . Tian Tu

Question: Respiration
Secondary: Chest
Final: Wheezing
CV17 . Shan Zhong

Question: Respiration
Secondary: Cough

Question: Respiration
Secondary: Cough
Final: Cough
BL45 . Yi Xi, CV19 . Zi Gong, CV20 . Hua
Gai, CV21 . Xuan Ji, CV23 . Lian Quan,
GV11 . Shen Dao, KI22 . Bu Lang, KI23 .
Shen Feng, KI24 . Ling Xu, KI25 . Shen Cang

Question: Respiration
Secondary: Cough
Final: Cough And Dyspnea
KI20 . Tong Gu

Question: Respiration
Secondary: Cough
Final: Cough With Agitation
CV18 . Yu Tang

Question: Respiration
Secondary: Cough
Final: Cough With Copious Phlegm
PC1 . Tian Chi, SP20 . Zhou Rong

Question: Respiration
Secondary: Cough
Final: Coughing Blood
SI15 . Jian Zhong Zhu

Question: Respiration
Secondary: Cough
Final: Dyspnea
CV19 . Zi Gong, GV10 . Ling Tai

Question: Respiration
Secondary: Cough
Final: Gastric Disorders
GV9 . Zhi Yang

Question: Respiration
Secondary: Cough
Final: Grief And Sadness
ST14 . Ku Fang

Question: Respiration
Secondary: Cough
Final: Hemoptysis
KI4 . Da Zhong

Question: Respiration
Secondary: Cough
Final: Loss Of Voice
LI18 . Fu Tu

Question: Respiration
Secondary: Cough
Final: Mental Disorders
GV12 . Shen Zhu

Question: Respiration
Secondary: Cough
Final: Nosebleed
LU3 . Tian Fu

Question: Respiration
Secondary: Cough
Final: Respiratory Disorders
BL12 . Feng Men, BL44 . Shen Tang, PC4 .
Xi Men, ST14 . Ku Fang

Question: Respiration
Secondary: Cough
Final: Shoulder Pain
BL12 . Feng Men, SI11 . Tian Zong

Question: Respiration
Secondary: Cough
Final: Skin Disorders
LI18 . Fu Tu

Question: Respiration
Secondary: Cough
Final: Thoracic Distention
SP20 . Zhou Rong

Question: Respiration
Secondary: Cough
Final: Throat Soreness
LU6 . Kong Zui

Question: Respiration
Secondary: Cough
Final: Toothache
BL14 . Jue Yin Shu

Question: Respiration
Secondary: Cough
Final: Urticaria
BL12 . Feng Men

Question: Respiration
Secondary: Cough
Final: Vomiting
BL15 . Xin Shu, TB6 . Zhi Gou

Question: Respiration
Secondary: Cough
Final: Vomiting Blood
BL15 . Xin Shu

Question: Respiration
Secondary: Dyspnea

Question: Respiration
Secondary: Dyspnea
Final: Cardiac Conditions
BL44 . Shen Tang

Question: Respiration
Secondary: Dyspnea
Final: Dyspnea
BL42 . Po Hu, BL45 . Yi Xi, CV15 . Jiu Wei,
CV20 . Hua Gai, CV21 . Xuan Ji, GB23 . Zhe
Jin, KI22 . Bu Lang, LU3 . Tian Fu, LU4 . Xia
Bai, SP21 . Da Bao

Question: Respiration
Secondary: Dyspnea
Final: Hypochondriac Region Fullness
GV9 . Zhi Yang

Question: Respiration
Secondary: Dyspnea
Final: Lacrimation Upon Wind Exposure
ST8 . Tou Wei

Question: Respiration
Secondary: Dyspnea
Final: Mouth Dryness
GV12 . Shen Zhu

Question: Respiration
Secondary: Dyspnea
Final: Nasal Allergies
BL3 . Mei Chong

Question: Respiration
Secondary: Dyspnea
Final: Nasal Congestion
GV25 . Su Liao, LI20 . Ying Xiang

Question: Respiration
Secondary: Dyspnea
Final: Neck Stiffness
GV10 . Ling Tai

Question: Respiration
Secondary: Dyspnea
Final: Nephritis
SP9 . Yin Ling Quan

Question: Respiration
Secondary: Dyspnea
Final: Nosebleed
GV14 . Daz Hui

Question: Respiration
Secondary: Dyspnea
Final: Respiratory Disorders
CV18 . Yu Tang

Question: Respiration
Secondary: Dyspnea
Final: Throat Dryness
CV22 . Tian Tu

Question: Respiration
Secondary: Dyspnea
Final: Uterine Bleeding Abnormal
CV6 . Qi Hai

Question: Respiration
Secondary: Dyspnea
Final: Vomiting
PC3 . Qu Ze

Question: Respiration
Secondary: Epistaxis

Question: Respiration
Secondary: Epistaxis
Final: Epistaxis Ceaseless
GV27 . Dui Duan

Question: Respiration
Secondary: Epistaxis
Final: Nasal Congestion
GV26 . Shui Gou

Question: Respiration
Secondary: Epistaxis
Final: Nasal Polyps
GV23 . Shang Xing

Question: Respiration
Secondary: Lung

Question: Respiration
Secondary: Lung
Final: Respiratory Disorders
BL42 . Po Hu

Question: Respiration
Secondary: Lung
Final: Throat Infections
CV22 . Tian Tu

Question: Respiration
Secondary: Nasal

Question: Respiration
Secondary: Nasal
Final: Aversion To Wind And Cold
GB15 . Tou Lin Qi

Question: Respiration
Secondary: Nasal
Final: Epistaxis
BL66 . Tong Gu, GB5 . Xuan Lu, GV16 .
Feng Fu, HE6 . Yin Xi, LI6 . Pian Li, LU3 .
Tian Fu, ST3 . Ju Liao, ST45 . Li Dui

Question: Respiration
Secondary: Nasal
Final: Nasal Congested
GV22 . Xin Hui, GV27 . Dui Duan, GV28 . Yin
Jiao

Question: Respiration
Secondary: Nasal
Final: Nasal Congestion
BL3 . Mei Chong, BL4 . Qu Chai, BL6 .
Cheng Guang, BL67 . Zhi Yin, GB15 . Tou
Lin Qi, GB18 . Cheng Ling, GV21 . Qian
Ding, LI19 . He Liao

Question: Respiration
Secondary: Nasal
Final: Nasal Congestion And Discharge
GV24 . Shen Ting

Question: Respiration
Secondary: Nasal
Final: Nasal Discharge Copious And Clear
BL6 . Cheng Guang

Question: Respiration
Secondary: Nasal
Final: Nasal Disorders
LI20 . Ying Xiang

Question: Respiration
Secondary: Nasal
Final: Nasal Obstruction
KI22 . Bu Lang

Question: Respiration
Secondary: Nasal
Final: Nasal Polyps
GV25 . Su Liao, LI19 . He Liao, LI20 . Ying Xiang

Question: Respiration
Secondary: Nasal
Final: Nasal Sores
GV28 . Yin Jiao
LI19 . He Liao

Question: Respiration
Secondary: Nasal
Final: Nosebleed
BL4 . Qu Chai, BL67 . Zhi Yin, GV23 . Shang Xing, GV25 . Su Liao, GV26 . Shui Gou, LI20 . Ying Xiang

Question: Respiration
Secondary: Nasal
Final: Perspiration At Night
GV14 . Daz Hui

Question: Respiration
Secondary: Nasal
Final: Respiratory Disorders
GV23 . Shang Xing, GV25 . Su Liao, LI20 . Ying Xiang

Question: Respiration
Secondary: Nasal
Final: Retching Blood
PC4 . Xi Men

Question: Respiration
Secondary: Nasal
Final: Seizures
GV26 . Shui Gou

Question: Respiration
Secondary: Nasal
Final: Throat Soreness
CV22 . Tian Tu

Question: Respiration
Secondary: Nasal
Final: Toothache
CV24 . Cheng Jiang

Question: Respiration
Secondary: Nasal
Final: Visual Disturbances
BL2 . Zan Zhu

Question: Respiration
Secondary: Respiration

Question: Respiration
Secondary: Respiration
Final: Chest Fullness
KI24 . Ling Xu

Question: Respiration
Secondary: Respiration
Final: Dry Heaves
ST19 . Bu Rong

Question: Respiration
Secondary: Respiration
Final: Dyspnea
CV18 . Yu Tang, KI23 . Shen Feng

Question: Respiration
Secondary: Respiration
Final: Respiratory Disorders
CV20 . Hua Gai, ST13 . Qi Hu, ST15 . Wu Yi

Question: Respiration
Secondary: Respiration
Final: Swallowing Difficult
LI18 . Fu Tu

Question: Respiration
Secondary: Respiration
Final: Throat Disorders
CV21 . Xuan Ji

Question: Respiration
Secondary: Respiration
Final: Voice Hoarse
CV22 . Tian Tu

Question: Respiration
Secondary: Rhinitis

Question: Respiration
Secondary: Rhinitis
Final: Epistaxis
GB18 . Cheng Ling

Question: Respiration
Secondary: Rhinitis
Final: Nosebleed
BL60 . Kun Lun, LI19 . He Liao

Question: Respiration
Secondary: Rhinitis
Final: Rhinitis
BL4 . Qu Chai, GB5 . Xuan Lu

Question: Respiration
Secondary: Rhinitis
Final: Syncope
BL2 . Zan Zhu

Question: Respiration
Secondary: Sense Of Smell

Question: Respiration
Secondary: Sense Of Smell
Final: Loss Of Sense Of Smell
GV22 . Xin Hui

Question: Respiration
Secondary: Sense Of Smell
Final: Respiratory Disorders
LI19 . He Liao

Question: Respiration
Secondary: Sense Of Smell
Final: Shock
GV26 . Shui Gou

Question: Respiration
Secondary: Sense Of Smell
Final: Vertigo
BL6 . Cheng Guang

Question: Respiration
Secondary: Shortness Of Breath

Question: Respiration
Secondary: Shortness Of Breath
Final: Dyspnea
SP18 . Tian Xi

Question: Respiration
Secondary: Shortness Of Breath
Final: Respiratory Disorders
GV14 . Daz Hui

Question: Respiration
Secondary: Shortness Of Breath
Final: Shortness Of Breath
LU4 . Xia Bai, PC1 . Tian Chi, SP19 . Xiong Xiang, ST15 . Wu Yi

Question: Respiration
Secondary: Shortness Of Breath
Final: Skin Disorders
ST9 . Ren Ying

Question: Respiration
Secondary: Shortness Of Breath
Final: Thirst
HE1 . Ji Quan

Question: Respiration
Secondary: Shortness Of Breath
Final: Thoracic Pain And Distention
ST16 . Ying Chuang

Question: Respiration
Secondary: Shortness Of Breath
Final: Throat Infections
TB9 . Si Du

Question: Respiration
Secondary: Shortness Of Breath
Final: Vomiting
BL14 . Jue Yin Shu

Question: Respiration
Secondary: Sneezing
Final: Headache Frontal
BL2 . Zan Zhu

Question: Respiration
Secondary: TCM
Final: Chest Fullness
BL44 . Shen Tang

Question: Fever/Chills
Secondary: TCM
Final: Dyspnea, BL12 . Feng Men, BL13 . Fei Shu, BL15 . Xin Shu, GB21 . Jian Jing, KI4 . Da Zhong, LU8 . Jing Qu, LU9 . Tai Yuan

Question: Neuromuscular
Secondary: TCM
Final: Nocturnal Emissions
BL15 . Xin Shu, BL23 . Shen Shu, KI3 . Tai Xi, SP9 . Yin Ling Quan

Question: Perspiration
Secondary: TCM
Final: Respiratory Disorders
BL11 . Da Zhu, BL43 . Gao Huan Shu, GV10 . Ling Tai, GV12 . Shen Zhu

Question: Respiration
Secondary: TCM
Final: Upper Respiratory Conditions
GV16 . Feng Fu

Question: Emotions
Secondary: TCM
Final: Vomiting
CV12 . Zhon Guan, CV13 . Shan Guan, CV22 . Tian Tu, GV3 . Yao Yang Guan, PC6 . Nei Guan

Question: Respiration
Secondary: Throat

Question: Respiration
Secondary: Throat
Final: Dry Throat
HE9 . Shao Chong

Question: Respiration
Secondary: Throat
Final: Headache
BL19 . Dan Shu

Question: Respiration
Secondary: Throat
Final: Lacrimation
GB1 . Tong Zi Liao

Question: Respiration
Secondary: Throat
Final: Rib Constriction
GV14 . Daz Hui

Question: Respiration
Secondary: Throat
Final: Seizures
HE4 . Ling Dao

Question: Respiration
Secondary: Throat
Final: Speech Impaired
ST9 . Ren Ying

Question: Respiration
Secondary: Throat
Final: Throat Constriction
LI18 . Fu Tu

Question: Respiration
Secondary: Throat
Final: Throat Infections
CV21 . Xuan Ji, TB4 . Yang Chi

Question: Respiration
Secondary: Throat
Final: Throat Pain
GB12 . Wan Gu, LI7 . Wen Liu, ST45 . Li Dui

Question: Respiration
Secondary: Throat
Final: Throat Pain And Swollen
GV16 . Feng Fu, ST11 . Qi She

Question: Respiration
Secondary: Throat
Final: Throat Sore And Swollen
ST12 . Que Pen

Question: Respiration
Secondary: Throat
Final: Throat Soreness
CV21 . Xuan Ji, LI18 . Fu Tu

Question: Respiration
Secondary: Throat
Final: Throat Soreness And Swelling
ST10 . Shui Tu

Question: Respiration
Secondary: Throat
Final: Toothache
TB9 . Si Du

Question: Respiration
Secondary: Throat
Final: Voice Hoarse
LI18 . Fu Tu

Question: Skin
Secondary: Complexion

Question: Skin
Secondary: Complexion
Final: Complexion Red
SI18 . Quan Liao

Question: Skin
Secondary: Complexion
Final: Facial Redness And Swelling
GV21 . Qian Ding

Question: Skin
Secondary: Complexion
Final: Facial Swelling
LI7 . Wen Liu

Question: Skin
Secondary: Complexion
Final: Jaundice
BL48 . Yang Gang

Question: Skin
Secondary: Complexion
Final: Throat Constriction
ST9 . Ren Ying

Question: Skin
Secondary: Goiter

Question: Skin
Secondary: Goiter
Final: Eye Disorders
LI14 . Bi Nao

Question: Skin
Secondary: Goiter
Final: Goiter
TB13 . Nao Hui

Question: Skin
Secondary: Goiter
Final: Shoulder Movement Limited
LI16 . Ju Gu

Question: Skin
Secondary: Goiter
Final: Throat Soreness
ST9 . Ren Ying

Question: Skin
Secondary: Itching

Question: Skin
Secondary: Itching
Final: Sciatica
GB31 . Feng Shi

Question: Skin
Secondary: Itching
Final: Testicular Swelling
LR5 . Li Gou

Question: Skin
Secondary: Itching
Final: Thoracic Pain And Fullness
ST15 . Wu Yi

Question: Skin
Secondary: Skin

Question: Skin
Secondary: Skin
Final: Axillary Adenopathy
GB22 . Yuan Ye

Question: Skin
Secondary: Skin
Final: Chest Fullness
GB23 . Zhe Jin

Question: Skin
Secondary: Skin
Final: Chills And Fever
SI10 . Nao Shu

Question: Skin
Secondary: Skin
Final: Facial Redness And Swelling
GB6 . Xuan Li

Question: Skin
Secondary: Skin
Final: Fever
LI14 . Bi Nao

Question: Skin
Secondary: Skin
Final: Hypochondriac Region Pain
BL19 . Dan Shu

Question: Skin
Secondary: Skin
Final: Jaundice
GB24 . Ri Yue, GV6 . Ji Zhong

Question: Skin
Secondary: Skin
Final: Seizures
GV12 . Shen Zhu

Question: Skin
Secondary: Skin
Final: Shoulder Pain
LI16 . Ju Gu

Question: Skin
Secondary: Skin
Final: Spleen Heat
GV10 . Ling Tai

Question: Skin
Secondary: Skin
Final: Syncope
GV26 . Shui Gou

Question: Skin
Secondary: Skin
Final: Throat Dryness
HE1 . Ji Quan

Question: Skin
Secondary: Skin
Final: Toothache
HE3 . Shao Hai

Question: Skin
Secondary: Skin
Final: Ulcer Gastric
LI10 . Shou San Li

Question: Skin
Secondary: Skin
Final: Urinary Dysfunction
SP9 . Yin Ling Quan

Question: Skin
Secondary: Skin
Final: Vomiting
BL22 . San Jiao Shu

Question: Skin
Secondary: Skin
Final: Wheezing
LI18 . Fu Tu, LU1 . Zhong Fu

Question: Skin
Secondary: TCM
Final: Blotches Purple-White From Wind
LU4 . Xia Bai

Question: Musculoskeletal
Secondary: TCM
Final: Intercostal Neuralgia
GB43 . Jia Xi, GV9 . Zhi Yang, TB6 . Zhi Gou

Question: Skin
Secondary: TCM
Final: Uterine Prolapse
CV6 . Qi Hai, KI6 . Zhao Hai, LR1 . Da Dun

Question: Skin
Secondary: Urticaria
Final: Urticaria
GB31 . Feng Shi

Question: Sleep
Secondary: Dreams

Question: Sleep
Secondary: Dreams
Final: Dreaming Excessive
ST45 . Li Dui

Question: Sleep
Secondary: Insomnia
Final: Insomnia
GB12 . Wan Gu, GB23 . Zhe Jin, GV18 .
Qiang Jian, GV19 . Hou Ding, GV24 . Shen
Ting, LU3 . Tian Fu

Question: Sleep
Secondary: Insomnia
Final: Insomnia With Fear
ST27 . Da Ju

Question: Sleep
Secondary: Insomnia
Final: Jaundice
BL19 . Dan Shu

Question: Sleep
Secondary: Insomnia
Final: Seizures
GV14 . Daz Hui, PC4 . Xi Men

Question: Sleep
Secondary: Sleep

Question: Sleep
Secondary: Sleep
Final: Insomnia
ST16 . Ying Chuang

Question: Sleep
Secondary: Somnolence
Final: Somnolence
LU3 . Tian Fu

Question: Sleep
Secondary: TCM

Question: Sleep
Secondary: TCM
Final: Arm Numbness
LI12 . Zhou Liao

Question: Sleep
Secondary: TCM
Final: Hip Movement Decreased
LR10 . Zu Wu Li

Question: Stools
Secondary: Constipation

Question: Stools
Secondary: Constipation
Final: Abdominal Pain
SP14 . Fu Jie

Question: Stools
Secondary: Constipation
Final: Constipation
BL51 . Huang Men, BL56 . Cheng Jin, BL57 .
Cheng Shan, KI15 . Zhong Zhu, KI16 . Huan
Shu, KI17 . Shang Qu, KI18 . Shi Guan,
SP13 . Fu She, SP16 . Fu Ai, ST41 . Jie Xi,

Question: Stools
Secondary: Constipation
Final: Leg Paralysis
BL39 . Wei Yang

Question: Stools
Secondary: Constipation
Final: Leg Paralysis
BL39 . Wei Yang

Question: Stools
Secondary: Constipation
Final: Lumbar pain
BL27 . Xiao Chang Shu

Question: Stools
Secondary: Constipation
Final: Orchitis
BL34 . Xia Liao, GB27 . Wu Shu

Question: Stools
Secondary: Constipation
Final: Thirst
BL26 . Guan Yuan Shu

Question: Stools
Secondary: Constipation
Final: Uterine Prolapse
BL33 . Zhong Liao

Question: Stools
Secondary: Diarrhea

Question: Stools
Secondary: Diarrhea
Final: Diarrhea
BL35 . Hui Yang, BL47 . Hun Men, BL48 .
Yang Gang, BL49 . Yi She, CV5 . Shi Men,
GV5 . Xuan Shu, GV6 . Ji Zhong, KI13 . Qi
Xue, KI14 . Si Man, KI17 . Shang Qu

Question: Stools
Secondary: Diarrhea
Final: Gastrointestinal Disorders
ST21 . Liang Men

Question: Stools
Secondary: Diarrhea
Final: Mouth Dryness
BL27 . Xiao Chang Shu

Question: Stools
Secondary: Diarrhea
Final: Respiratory Disorders
KI20 . Tong Gu

Question: Stools
Secondary: Diarrhea
Final: Sacral Pain
BL34 . Xia Liao

Question: Stools
Secondary: Diarrhea
Final: Sciatica
BL37 . Yin Men

Question: Stools
Secondary: Diarrhea
Final: Urinary Dysfunction
BL26 . Guan Yuan Shu

Question: Stools
Secondary: Diarrhea
Final: Urinary Incontinence
SP9 . Yin Ling Quan

Question: Stools
Secondary: Diarrhea
Final: Urinary Tract Infection
SP9 . Yin Ling Quan

Question: Stools
Secondary: Hemorrhoids

Question: Stools
Secondary: Hemorrhoids
Final: Hemorrhoids
BL35 . Hui Yang, BL56 . Cheng Jin, BL57 .
Cheng Shan, CV1 . Hui Yin,
GV2 . Yao Shu

Question: Stools
Secondary: Hemorrhoids
Final: Lumbar Pain
BL36 . Cheng Fu, BL39 . Wei Yang

Question: Stools
Secondary: Hemorrhoids
Final: Lumbosacral Pain
BL54 . Zhi Bian

Question: Stools
Secondary: Hemorrhoids
Final: Nocturnal Emissions
BL27 . Xiao Chang Shu

Question: Stools
Secondary: Hemorrhoids
Final: Sacral Pain
BL27 . Xiao Chang Shu, BL36 . Cheng Fu

Question: Stools
Secondary: Hemorrhoids
Final: Tetany
GV1 . Chang Qiang

Question: Stools
Secondary: Hemorrhoids
Final: Urinary Dysfunction
GV1 . Chang Qiang

Question: Stools
Secondary: Rectal Prolapse

Question: Stools
Secondary: Rectal Prolapse
Final: Anal and Rectal Conditions
BL35 . Hui Yang

Question: Stools
Secondary: Rectal Prolapse
Final: Rectal Prolapse
BL57 . Cheng Shan, GV6 . Ji Zhong

Question: Stools
Secondary: Stools

Question: Stools
Secondary: Stools
Final: Anger
BL47 . Hun Men

Question: Stools
Secondary: Stools
Final: Blood And Pus In Stools
SP16 . Fu Ai

Question: Stools
Secondary: Stools
Final: Dry Stools
KI15 . Zhong Zhu

Question: Stools
Secondary: Stools
Final: Headache
BL66 . Tong Gu

Question: Stools
Secondary: Stools
Final: Irregular Defecation
BL48 . Yang Gang

Question: Stools
Secondary: Stools
Final: Menses Irregular
BL52 . Zhi Shi

Question: Stools
Secondary: Stools
Final: Sciatica
BL34 . Xia Liao, BL36 . Cheng Fu, BL54 . Zhi
Bian

Question: Stools
Secondary: Stools
Final: Seminal Emissions
BL27 . Xiao Chang Shu

Question: Stools
Secondary: Stools
Final: Stomach Nervous Dysfunction
ST21 . Liang Men

Question: Stools
Secondary: Stools
Final: Undigested Food In Stool
CV10 . Xia Guan, GV5 . Xuan Shu

Question: Digestion
Secondary: TCM
Final: Diarrhea
BL26 . Guan Yuan Shu, SP14 . Fu Jie

Question: Stools
Secondary: TCM
Final: Hemorrhoids
GV6 . Ji Zhong

Question: Stools
Secondary: Tenesmus
Final: Scrotal Conditions
GB27 . Wu Shu

Question: TCM
Secondary: Cold
Final: Shoulder Pain
GV14 . Daz Hui

Question: TCM
Secondary: Deficient
Final: Digestive Disturbances
SP8 . Di Ji

Question: TCM
Secondary: Heat
Final: Angina
ST12 . Que Pen

Question: TCM
Secondary: Heat
Final: Excessive Heat In The Body
ST45 . Li Dui

Question: TCM
Secondary: Heat
Final: Jaundice
GV9 . Zhi Yang

Question: TCM
Secondary: Heat
Final: Stomach Disharmony
ST41 . Jie Xi

Question: TCM
Secondary: Pulse
Final: Digestive Disturbances
CV10 . Xia Guan

Question: TCM
Secondary: Pulse
Final: Thoracic Fullness
LU2 . Yun Men

Question: TCM
Secondary: Qi
Final: Cardiac Pain CV18 . Yu Tang

Question: TCM
Secondary: Qi
Final: Large Intestine Qi Stagnation
LI9 . Shang Lian

Question: TCM
Secondary: Qi
Final: Respiratory Disorders
KI22 . Bu Lang

Question: TCM
Secondary: Qi
Final: Small Intestine Disorders
ST39 . Xia Ju Xu

Question: TCM
Secondary: Qi
Final: Uprising Qi
PC1 . Tian Chi

Question: TCM
Secondary: Rebel Qi

Question: TCM
Secondary: Rebel Qi
Final: Wheezing
CV21 . Xuan Ji

Question: TCM
Secondary: Running Piglet Qi

Question: TCM
Secondary: Running Piglet Qi
Final: Orchitis
ST29 . Gui Lai

Question: TCM
Secondary: Running Piglet Qi
Final: Running Piglet Qi
CV7 . Yin Jiao

Question: TCM
Secondary: Shan Disorder

Question: TCM
Secondary: Shan Disorder
Final: Hernia
BL29 . Zhong Lu Shu, SP13 . Fu She, SP14 .
Fu Jie, ST26 . Wai Ling

Question: TCM
Secondary: Shan Disorder
Final: Hernia Pain
SP12 . Chong Men

Question: TCM
Secondary: Shan Disorder
Final: Joint Pain
LR6 . Zhong Du

Question: TCM
Secondary: Shan Disorder
Final: Lumbar Pain
GB28 . Wei Dao

Question: TCM
Secondary: Shan Disorder
Final: Postpartum Uterine Hemorrhage
CV7 . Yin Jiao

Question: TCM
Secondary: Shan Disorder
Final: Stool With Blood
BL27 . Xiao Chang Shu

Question: TCM
Secondary: Shan Disorder
Final: Urinary Dysfunction
LR5 . Li Gou

Question: TCM
Secondary: Shan Disorder
Final: Urine Retention
LR5 . Li Gou, SP9 . Yin Ling Quan

Question: TCM
Secondary: Shan Disorder
Final: Uterine Prolapse
BL34 . Xia Liao, ST29 . Gui Lai

Question: TCM
Secondary: Stagnation

Question: TCM
Secondary: Stagnation
Final: Stomach Pain
ST21 . Liang Men

Question: TCM
Secondary: Stagnation
Final: Ulcer Gastric
ST21 . Liang Men

Question: TCM
Secondary: Stagnation
Final: Uterine Bleeding Abnormal
LR5 . Li Gou

Question: TCM
Secondary: Taxation
Final: Speech Impaired
GV14 . Daz Hui

Question: Digestion
Secondary: TCM
Final: Digestive Disturbances
CV8 . Shen Que, CV9 . Shui Fen, CV9 . Shui Fen, ST19 . Bu Rong

Question: TCM
Secondary: Tongue

Question: TCM
Secondary: Tongue
Final: Stiff Tongue
GB11 . Tou Qiao Yin, ST24 . Hua Rou Men

Question: TCM
Secondary: Tongue
Final: Swollen Tongue
CV23 . Lian Quan

Question: TCM
Secondary: Turmoil Disorder

Question: TCM
Secondary: Turmoil Disorder
Final: Digestive Disturbances
BL50 . Wei Cang, ST18 . Ru Gen

Question: TCM
Secondary: Turmoil Disorder
Final: Edema
SP12 . Chong Men

Question: TCM
Secondary: Turmoil Disorder
Final: Intestinal Cramping
BL56 . Cheng Jin

Question: TCM
Secondary: Turmoil Disorder
Final: Nocturnal Emissions
BL52 . Zhi Shi

Question: TCM
Secondary: Turmoil Disorder
Final: Ovarian Pain
SP13 . Fu She

Question: TCM
Secondary: Turmoil Disorder
Final: Vomiting
LI10 . Shou San Li

Question: TCM
Secondary: Wind

Question: TCM
Secondary: Wind
Final: Rhinitis
GB18 . Cheng Ling

Question: TCM
Secondary: Wind
Final: Spinal Pain
GV11 . Shen Dao, GV14 . Daz Hui

Question: TCM
Secondary: Zang
Final: Emotional Liability
SI7 . Zhi Zheng

Question: Thirst
Secondary: Thirst

Question: Thirst
Secondary: Thirst
Final: Thirst
CV23 . Lian Quan

Question: Thirst
Secondary: Thirst
Final: Thirst Excessive
SP20 . Zhou Rong

Question: Thirst
Secondary: Thirst
Final: Throat Soreness
TB4 . Yang Chi

Question: Thirst
Secondary: Thirst
Final: Urinary Dysfunction
BL27 . Xiao Chang Shu

Question: Thirst
Secondary: Wasting And Thirst Disorder

Question: Thirst
Secondary: Wasting And Thirst Disorder
Final: Spleen Disorders
BL49 . Yi She

Question: Thirst
Secondary: Wasting And Thirst Disorder
Final: Urination Frequent
BL26 . Guan Yuan Shu

Question: Thirst
Secondary: Wasting And Thirst Disorder
Final: Urine Dark
BL27 . Xiao Chang Shu

Question: Thirst
Secondary: Wasting And Thirst Disorder
Final: Wrist Joint Soft Tissue Diseases
TB4 . Yang Chi

Question: Urination
Secondary: Enuresis

Question: Urination
Secondary: Enuresis
Final: Enuresis
CV1 . Hui Yin, CV2 . Qu Gu, LR10 . Zu Wu Li, SP11 . Ji Men

Question: Urination
Secondary: Enuresis
Final: Lower Abdominal Distention
KI11 . Heng Gu

Question: Urination
Secondary: Enuresis
Final: Lumbar Stiffness
BL39 . Wei Yang

Question: Urination
Secondary: Incontinence

Question: Urination
Secondary: Incontinence
Final: Dribbling And Hesitant Flow Of Urine
CV2 . Qu Gu

Question: Urination
Secondary: Incontinence
Final: Seminal Emissions
BL52 . Zhi Shi

Question: Urination
Secondary: TCM
Final: Amenorrhea
CV5 . Shi Men

Question: Urination
Secondary: TCM
Final: Failure Of The Water Passages To Flow GB25 . Jing Men

Question: Urination
Secondary: TCM
Final: Hernia
CV5 . Shi Men, SP6 . San Yin Jiao

Question: Urination
Secondary: TCM
Final: Urethritis CV1 . Hui Yin

Question: Urination
Secondary: TCM
Final: Urinary Dysfunction
CV2 . Qu Gu

Question: Urination
Secondary: Urination

Question: Urination
Secondary: Urination
Final: Anuria
SP11 . Ji Men

Question: Urination
Secondary: Urination
Final: Difficult Urination
KI13 . Qi Xue, KI4 . Da Zhong, KI5 . Shui
quan, LR10 . Zu Wu Li, LR9 . Yin Bao,
SP7 . Lou Gu

Question: Urination
Secondary: Urination
Final: Dysuria
SP11 . Ji Men, ST27 . Da Ju

Question: Urination
Secondary: Urination
Final: Inability To Urinate
CV7 . Yin Jiao

Question: Urination
Secondary: Urination
Final: Liver Disorders
BL49 . Yi She

Question: Urination
Secondary: Urination
Final: Retention Of Urine
CV5 . Shi Men, KI11 . Heng Gu, LR10 . Zu
Wu Li, LR9 . Yin Bao, SP11 . Ji Men
SP12 . Chong Men, ST27 . Da Ju

Question: Urination
Secondary: Urination
Final: Thigh Pain
BL36 . Cheng Fu

Question: Urination
Secondary: Urination
Final: Urinary Dysfunction
BL52 . Zhi Shi

Question: Urination
Secondary: Urination
Final: Urinary Obstruction
BL39 . Wei Yang

Question: Urination
Secondary: Urination
Final: Urination Difficult
CV2 . Qu Gu, CV5 . Shi Men

Question: Urination
Secondary: Urination
Final: Urogenital Disorders
BL61 . Pu Can, SP8 . Di Ji

Question: Urination
Secondary: Urination
Final: Uterine Prolapse
LR5 . Li Gou

Question: Urination
Secondary: Urine
Final: Dark Urine
CV10 . Xia Guan, GB12 . Wan Gu, ST39 .
Xia Ju Xu

Question: Urination
Secondary: Urine
Final: Hematuria
LI8 . Xia Lian

Question: OBGYN
Secondary: Genitalia
Final: Genital Pain
BL36 . Cheng Fu, BL54 . Zhi Bian, CV2 . Qu
Gu, KI11 . Heng Gu, KI12 . Da He
LR12 . Ji Mai, LR8 . Qu Quan

Question: Urogenital
Secondary: Genitalia

Question: Urogenital
Secondary: Genitalia
Final: Menorrhagia
KI8 . Jiao Xin

Question: Urogenital
Secondary: Genitalia
Final: Penis Pain
LR12 . Ji Mai

Question: Urogenital
Secondary: Genitalia
Final: Postpartum Uterine Hemorrhage
CV5 . Shi Men

Question: Urogenital
Secondary: Genitalia
Final: Testicular Swelling And Pain
KI8 . Jiao Xin

Question: OBGYN
Secondary: Genitalia
Final: Urination Frequent
BL28 . Pang Guang Shu, BL52 . Zhi Shi

Question: Urogenital
Secondary: Impotence

Question: Urogenital
Secondary: Impotence
Final: Impotence
BL35 . Hui Yang, CV2 . Qu Gu, KI11 . Heng Gu, KI12 . Da He

Question: Urogenital
Secondary: Impotence
Final: Vomiting
BL52 . Zhi Shi

Question: Urogenital
Secondary: Infertility
Final: Infertility
CV7 . Yin Jiao
KI13 . Qi Xue
LR11 . Yin Lian

Question: Urogenital
Secondary: Seminal Emission

Question: Urogenital
Secondary: Seminal Emission
Final: Premature Ejaculation
ST27 . Da Ju

Question: Urogenital
Secondary: Seminal Emission
Final: Seminal Emissions
CV1 . Hui Yin, CV2 . Qu Gu, KI11 . Heng Gu, KI12 . Da He, SP8 . Di Ji, ST27 . Da Ju

Question: Urogenital
Secondary: TCM
Final: Deficiency And Exhaustion Of The Five Zang
KI11 . Heng Gu

Question: Vision
Secondary: Eye

Question: Vision
Secondary: Eye
Final: Dizziness
BL1 . Jing Ming

Question: Vision
Secondary: Eye
Final: Facial Edema
ST2 . Si Bai

Question: Vision
Secondary: Eye

Question: Vision
Secondary: Eye
Final: Inner Canthus Redness And Pain
KI15 . Zhong Zhu

Question: Vision
Secondary: Eye
Final: Lacrimation
ST1 . Cheng Qi

Question: Vision
Secondary: Eye
Final: Liver Disorders
BL19 . Dan Shu

Question: Vision
Secondary: Eye
Final: Mouth Deviation
GB1 . Tong Zi Liao

Question: Vision
Secondary: Eye
Final: Optic Nerve Atrophy
GB1 . Tong Zi Liao, GB37 . Guang Ming

Question: Vision
Secondary: Eye
Final: Ptosis
GB14 . Yang Bai

Question: Vision
Secondary: Eye
Final: Yellow Eyes
HE2 . Qing Ling, SI18 . Quan Liao

Question: Vision
Secondary: Eye Pain
Final: Eye Disorders
BL1 . Jing Ming

Question: Vision
Secondary: Eye Pain
Final: Eye Pain
BL4 . Qu Chai, BL67 . Zhi Yin, BL9 . Yu
Zhen, GB11 . Tou Qiao Yin, GB15 . Tou Lin
Qi GB19 . Nao Kong

Question: Vision
Secondary: Eye Pain
Final: Eye Pain And Redness
GB42 . Di Wu Hui

Question: Vision
Secondary: Eye Pain
Final: Eye Pain And Redness With Swelling
GB16 . Mu Chuang

Question: Vision
Secondary: Eye Pain
Final: Eye Redness
KI17 . Shang Qu

Question: Vision
Secondary: Eye Pain
Final: Lateral Leg Cramping
KI19 . Yin Du

Question: Vision
Secondary: Eye Pain
Final: Mental Disorders
ST8 . Tou Wei

Question: Vision
Secondary: Eye Pain
Final: Shoulder Pain
SI6 . Yang Lao

Question: Vision
Secondary: Eye Pain
Final: Teeth Grinding
GB37 . Guang Ming

Question: Vision
Secondary: Eye Pain
Final: Visual Disturbances
BL9 . Yu Zhen, GB1 . Tong Zi Liao

Question: Vision
Secondary: Eye Redness
Final: Lacrimation Upon Wind Exposure
ST1 . Cheng Qi

Question: Vision
Secondary: Eye Redness
Final: Facial Muscle Paralysis
ST2 . Si Bai

Question: Vision
Secondary: Eye Redness
Final: Shoulder Pain
LI14 . Bi Nao

Question: Vision
Secondary: Eye Redness
Final: Vomiting HE3 . Shao Hai

Question: Vision
Secondary: Lacrimation

Question: Vision
Secondary: Lacrimation
Final: Facial Pain
ST2 . Si Bai

Question: Vision
Secondary: Lacrimation
Final: Headache
BL1 . Jing Ming

Question: Vision
Secondary: Lacrimation
Final: Lacrimation ST3 . Ju Liao

Question: Vision
Secondary: Lacrimation
Final: Lacrimation Upon Wind Exposure
GB15 . Tou Lin Qi

Question: Vision
Secondary: Lacrimation
Final: Mouth Deviation
ST1 . Cheng Qi

Question: Vision
Secondary: Lacrimation
Final: Visual Disturbances
ST8 . Tou Wei

Question: Vision
Secondary: TCM
Final: Optic Nerve Atrophy
ST1 . Cheng Qi

Question: Vision
Secondary: TCM
Final: Optic Nerve Inflammation
ST1 . Cheng Qi

Question: Vision
Secondary: Vision

Question: Vision
Secondary: Vision
Final: Blurred Vision
LI13 . Shou Wu Li, SI7 . Zhi Zheng

Question: Vision
Secondary: Vision
Final: Cloudy Vision
KI5 . Shui quan

Question: Vision
Secondary: Vision
Final: Dizziness
GV21 . Qian Ding, LU3 . Tian Fu, SI7 . Zhi
Zheng, ST41 . Jie Xi

Question: Vision
Secondary: Vision
Final: Fever And Chills
SI15 . Jian Zhong Zhu

Question: Vision
Secondary: Vision
Final: Headache
ST2 . Si Bai

Question: Vision
Secondary: Vision
Final: Lacrimation
BL1 . Jing Ming, ST2 . Si Bai

Question: Vision
Secondary: Vision
Final: Lacrimation Upon Wind Exposure
BL1 . Jing Ming

Question: Vision
Secondary: Vision
Final: Mouth Deviation
ST2 . Si Bai

Question: Vision
Secondary: Vision
Final: Myopia
BL9 . Yu Zhen, GB16 . Mu Chuang

Question: Vision
Secondary: Vision
Final: Nausea And Vomiting
BL6 . Cheng Guang

Question: Vision
Secondary: Vision
Final: Rhinitis
BL3 . Mei Chong

Question: Vision
Secondary: Vision
Final: Superficial Visual Obstruction
ST3 . Ju Liao

Question: Vision
Secondary: Vision
Final: Thoracic Oppression
PC1 . Tian Chi

Question: Vision
Secondary: Vision
Final: Visual Disturbances
BL1 . Jing Ming, BL4 . Qu Chai, GB37 .
Guang Ming, LI6 . Pian Li, SI6 . Yang Lao
ST1 . Cheng Qi

Question: Vision
Secondary: Vision
Final: Visual Dizziness
BL60 . Kun Lun, BL65 . Shu Gu, BL66 . Tong
Gu, GB13 . Ben Shen, GB15 . Tou Lin Qi,
GB16 . Mu Chuang, GB17 . Zheng Ying, GB4
. Han Yan, GV16 . Feng Fu, GV22 . Xin Hui

Question: Voice
Secondary: TCM

Question: Voice
Secondary: TCM
Final: Limb Heaviness
GV9 . Zhi Yang

Question: Voice
Secondary: TCM
Final: Sudden Inability To Speak Following
Windstroke
GV16 . Feng Fu

Question: Voice
Secondary: Voice
Final: Loss Of Voice Sudden
CV23 . Lian Quan, GV16 . Feng Fu

Question: Voice
Secondary: Voice
Final: Trismus
ST6 . Jia Che

Acupuncture Location Identification Key

Alphabetical Order

Bai Huan Shu • BL30: In the sacral region, 1.5 cun lateral to the posterior midline, at the level of the fourth posterior sacral foramen.

Bai Hui • GV20: On the midsagittal line, at the intersection of a line connecting the right and left ear apices.

Bao Huang • BL53: In the sacral region, 3 cun lateral to the posterior midline, at the level of the second sacral foramen.

Ben Shen • GB13: In the frontal region, 0.5 cun within the anterior hairline, on a sagittal line ascending from the lateral canthus of the eye.

Bi Guan • ST31: On the anterior thigh, directly inferior to the anterior superior iliac spine, in the depression lateral to the sartorius muscle.

Bi Nao • LI14: On the lateral brachial region, on the anterior margin of the insertion of the deltoid muscle, on the line connecting LI 11 at the cubital crease and LI15 inferior to the acromion.

Bing Feng • SI12: On the upper back, with the arm in slight abduction, in the middle of the supraspinous fossa.

Bu Lang • KI22: In the pectoral region, in the fifth intercostal space, 2 cun lateral to the anterior midline at the level of CV 16.

Bu Rong • ST19: On the upper abdomen, 2 cun lateral to the anterior midline and 6 cun superior to the umbilicus, at the level of CV 14.

Chang Qiang • GV1: Midway between the anus and the tip of the coccyx.

Cheng Fu • BL36: In the gluteal region, In the middle of the transverse gluteal fold.

Cheng Guang • BL6: On the head, 2.5 cun posterior to anterior hairline, 1.5 cun lateral to the midline.

Cheng Jiang • CV24: On the chin, in the depression in the center of the mentolabial groove, below the middle of the lower lip.

Cheng Jin • BL56: On the posterior leg, 5 cun inferior to BL 40, in the center of the gastrocnemius muscle.

Cheng Ling • GB18: In the parietal region, 1.5 cun posterior to GB 17 and 3 cun lateral to GV 20.

Cheng Man • ST20: On the abdomen, 2 cun lateral to the anterior midline and 5 cun superior to the umbilicus, at the level of CV 13.

Cheng Qi • ST1: On the face, on the inferior border of the orbit, in the orbicularis oculi muscle, directly below the pupil when eyes are focused forward. Caution Do not manipulate the needle as bleeding occurs very easily.

Cheng Shan • BL57: On the posterior leg, 8 cun inferior to BL 40, along the line connecting BL 40 at the popliteal crease and BL 60 posterior to the lateral malleolus.

Chi Ze • LU5: At the elbow, in the cubital crease, in the depression lateral to biceps brachia tendon.

Chong Men • SP12: In the inguinal region, on the lateral side of the femoral artery, 3.5 cun lateral to the anterior midline. Avoid the Femoral Artery!

Chong Yang • ST42: On the dorsum of the foot, 1.5 cun inferior to ST 41, in the depression between the second and third metatarsals and cuneiform bones. Caution Avoid the Dorsal Artery.

Ci Liao • BL32: In the sacral region, in the second posterior sacral foramen. Contraindication: Do Not Needle If Pregnancy is known or suspected.

Da Bao • SP21: On the lateral chest wall, on the midaxillary line, 6 cun inferior to the anterior axillary crease.

Da Chang Shu • BL25: On the lower back, 1.5 cun lateral to the lower border of the spinous process of the fourth lumbar vertebra (L4).

Da Du • SP2: On the great toe, in the depression distal to the metatarsophalangeal joint, at dorsal - plantar junction.

Da Dun • LR1: On the lateral side of the first digit, the great toe, 0.1 cun from the corner of the nail bed.

Da He • KI12: In the pubic region, 1 cun superior to the symphysis pubis, 0.5 cun lateral to the anterior midline, at the level of CV 3.

Da Heng • SP15: On the abdomen, at the level of the umbilicus, 4 cun lateral to the anterior midline.

Da Ju • ST27: On the lower abdomen, 2 cun inferior to the umbilicus and 2 cun lateral to the anterior midline, at the level of CV 5.

Da Ling • PC7: At the transverse wrist crease, between the tendons of palmaris longus and flexor carpi radialis muscles.

Da Ying • ST5: On the cheek, anterior to the angle of the mandible, on the anterior border of masseter muscle. Caution Avoid the Artery!

Da Zhong • KI4: On the medial ankle, posterior and inferior to the medial malleolus, in the depression anterior to the medial side of the attachment of Achilles' tendon.

Da Zhu • BL11: On the upper back, 1.5 cun lateral to the lower border of the spinous process of the first thoracic vertebra (T1).

Dai Mai • GB26: On the midaxillary line, superior to the iliac crest, at the level of the umbilicus.

Dan Shu • BL19: On the middle back, 1.5 cun lateral to the lower border of the spinous process of the tenth thoracic vertebra (T10).

Daz Hui • GV14: Below the spinous process of the seventh cervical vertebra (C7).

Di Cang • ST4: On the face, in the oral region, 0.5 cun lateral to the corner of the mouth, in line with the pupil when the eyes are focused forward.

Di Ji • SP8: Xi Cleft Point on the Spleen Channel. On the medial leg, 3 cun inferior to the medial condyle of the tibia on the line connecting the medial malleolus at the ankle and SP 9 at the lower border of the medial condyle of the tibia.

Di Wu Hui • GB42: On the dorsum of the foot, in a depression proximal to the heads of the fourth and fifth metatarsal bones.

Du Bi • ST35: At the knee region, in the depression below the lateral side of the patella when the knee is flexed slightly.

Du Shu • BL16: On the upper back, 1.5 cun lateral to the lower border of the spinous process of the sixth thoracic vertebra (T6).

Dui Duan • GV27: At the junction of the philtrum with the upper lip.

Er Jian • LI2: On the radial side of the second digit in slight flexion, in the depression anterior to the metacarpophalangeal joint.

Er Men • TB21: Anterior to the ear, in the depression anterior to the supratragic notch and posterior to the mandibular condyloid process when the mouth is open.

Fei Shu • BL13: On the upper back, 1.5 cun lateral to the lower border of the spinous process of the third thoracic vertebra (T3).

Fei Yang • BL58: On the posterior leg, 7 cun superior to BL 60 posterior to the lateral malleolus, and 1 cun inferior to BL 57, 8 cun inferior to BL 40 at the popliteal crease.

Feng Chi • GB20: At the posterior head, at the junction of the occipital and nuchal regions, in the depression between the origins of Sternocleidomastoid and Trapezius muscles.

Feng Fu • GV16: Meeting Point on the Governing Vessel with the Yang Linking Vessel. Sea of Marrow Point. On the posterior head, 0.5 cun directly below the external occipital protuberance.

Feng Long • ST40: Luo Connecting Point on the Stomach Channel to SP3. On the leg, one cun lateral to ST 38 at the midpoint of a line between ST 35 at the lateral patella and the lateral malleolus.

Feng Men • BL12: On the upper back, 1.5 cun lateral to the lower border of the spinous process of the second thoracic vertebra (T2).

Feng Shi • GB31: On the midline of the lateral thigh, 7 cun superior to the popliteal crease. GB 31 can also be located directly inferior to the tip of the middle finger when patient is standing and the arm is extended along the thigh.

Fu Ai • SP16: On the upper abdomen, 4 cun lateral to the anterior midline, 3 cun above the umbilicus at the level of CV 11.

Fu Bai • GB10: In the temporal region, posterior to the auricle and superior to the mastoid process, at the junction of the upper and middle thirds of a curved line connecting GB 9 and GB 12.

Fu Fen • BL41: On the upper back, 3 cun lateral to the lower border of the spinous process of the second thoracic vertebra (T2), at the level of BL 12.

Fu Jie • SP14: On the lower abdomen, 4 cun lateral to the anterior midline and 1 cun below the umbilicus at the level of CV 7.

Fu Liu • KI7: On the medial leg, 2 cun superior to KI 3 on the anterior border of the Achilles' tendon.

Fu She • SP13: On the lower abdomen, 4 cun lateral to the anterior midline, at the level of CV 3, 1 cun above the superior border of the pubic symphysis.

Fu Tu • LI18: On the neck, on the sternocleidomastoid muscle, 3 cun lateral to the laryngeal prominence.

Fu Tu • ST32: On the anterior thigh, on a line between the anterior superior iliac spine and the superolateral patella, 6 cun superior to lateral patella.

Fu Xi • BL38: In the popliteal fossa, with the knee in slight flexion, 1 cun superior to BL 39, on the medial side of biceps femoris tendon.

Fu Yang • BL59: On the posterior surface of the leg, 3 cun superior to BL 60 posterior to the lateral malleolus.

Gan Shu • BL18: On the middle back, 1.5 cun lateral to the lower border of the spinous process of the ninth thoracic vertebra (T9).

Gao Huan Shu • BL43: On the upper back, 3 cun lateral to the lower border of the spinous process of the fourth thoracic vertebra (T4), at the level of BL 14.

Ge Guan • BL46: On the middle back, 3 cun lateral to the lower border of the spinous process of the seventh thoracic vertebra (T7), at the level of BL 17.

Ge Shu • BL17: On the middle back, 1.5 cun lateral to the lower border of the spinous process of the seventh thoracic vertebra (T7).

Gong Sun • SP4: On the medial foot, in the depression distal to the base of the first metatarsal bone.

Guan Chong • TB1: Jing Well Point on the Triple Energizer Channel. Metal Point on Fire Meridian. On the ulnar side of the fourth digit, 0.1 cun from the corner of the nailbed.

Guan Men • ST22: On the abdomen, 2 cun lateral to the anterior midline, 3 cun superior to the umbilicus, at the level of CV 11.

Guan Yuan • CV4: In the pubic region, on the anterior midline, 2 cun superior to the upper border of the symphysis pubis.

Guan Yuan Shu • BL26: On the lower back, 1.5 cun lateral to the lower border of the spinous process of the fifth lumbar vertebra (L5).

Guang Ming • GB37: On the lateral side of the leg, 5 cun superior to the prominence of the lateral malleolus.

Gui Lai • ST29: On the lower abdomen, 1 cun above the pubic symphysis and 2 cun lateral to the anterior midline, at the level of CV 3.

Han Yan • GB4: Meeting Point on the Gall Bladder Channel with the Triple Energizer, Large Intestine and Stomach Channels. In the temporal region, posterior to the hairline, at the junction of the upper quarter and lower three-quarters of the distance between ST 8 and GB 7.

He Gu • LI4: On the dorsum of the hand, approximately at the midpoint of the second metacarpal bone, in the belly of the first interosseus dorsalis muscle. Contraindication: Do Not Needle If Pregnancy is known or suspected.

He Liao • LI19: In the oral region, directly inferior to the lateral margin of the nostril, level with GV 26.

He Liao • TB22: Anterior to the ear, on the hairline, level with the lateral canthus of the eye.

Heng Gu • KI11: In the pubic region, immediately superior to the symphysis pubis, 0.5 cun lateral to the anterior midline, at the level of CV 2.

Hey Yn • BL55: On the posterior leg, 2 cun inferior to BL 40 at the popliteal crease, between the medial and lateral heads of the gastrocnemius muscle.

Hou Ding • GV19: On the posterior head, 4 cun directly above the external occipital protuberance.

Hou Xi • SI3: In the depression proximal to the head of the fifth metacarpal bone, at the junction of the dorsal and palmar surfaces.

Hua Gai • CV20: On the sternal midline, level with the first intercostal space.

Hua Rou Men • ST24: On the abdomen, 2 cun lateral to the anterior midline, 1 cun superior to the umbilicus, at the level of CV 9.

Huan Shu • KI16: At the umbilicus, 0.5 cun lateral to the midline, at the level of CV 8.

Huan Tiao • GB30: In the gluteal region, one third the distance from the greater trochanter to the sacral hiatus. Locate GB30 with the patient in the lateral recumbent position with the thigh flexed slightly.

Huang Men • BL51: On the lower back, 3 cun lateral to the lower border of the spinous process of the first lumbar vertebra (L1), at the level of BL 22.

Hui Yang • BL35: On either side of the tip of the coccyx, 0.5 cun lateral to the posterior midline.

Hui Yin • CV1: In the perineal region, at the midpoint between the anus and the posterior border of the scrotum in males and the posterior labial commissure in females.
Contraindication: Do Not Needle If Pregnancy is known or suspected.

Hui Zong • TB7: On the dorsal forearm, 3 cun superior to the dorsal transverse wrist crease, on the radial border of the ulna, at the level of TE 6.

Hun Men • BL47: On the middle back, 3 cun lateral to the lower border of the spinous process of the ninth thoracic vertebra (T9), at the level of BL 18.

Ji Mai • LR12: Urgent Pulse. At the base of the femoral triangle, medial to the femoral artery, 2.5 cun lateral to the anterior midline. Beware the Femoral Vein!

Ji Men • SP11: On the medial thigh, 6 cun superior to SP 10, on the line connecting SP 10 above the superomedial angle of the patella and SP 12, 3.5 cun lateral to the upper border of pubic symphysis.

Ji Quan • HE1: In the axillary fossa when the arm is abducted, medial to the axillary artery. Caution Avoid the axillary artery.

Ji Zhong • GV6: On the middle back, below the spinous process of the eleventh thoracic vertebra (T11).

Jia Che • ST6: On the cheek, 1 cun anterior and superior to the angle of the mandible, in the belly of masseter muscle.

Jia Xi • GB43: On the dorsum of the foot, distal to the fourth and fifth metatarsophalangeal joints, 0.5 cun proximal to the web margin.

Jian Jing • GB21: In the suprascapular region, midway between the tip of the acromion process and below the spinous process of the seventh cervical vertebra (C7).
Contraindication: Do Not Needle If Pregnancy or Heart Disease is known or suspected.

Jian Li • CV11: In the upper umbilical region, on the anterior midline, 3 cun superior to the umbilicus.

Jian Liao • TB14: On the posterior deltoid region, in the posterior depression on the lateral border of the acromion when the arm is abducted 90 degrees.

Jian Shi • PC5: Jing River Point on the Pericardium Channel. Metal Point on Fire Meridian. On the anterior forearm, 3 cun superior to the transverse wrist crease, between the tendons of palmaris longus and flexor carpi radialis muscles.

Jian Wai Shu • SI14: On the upper back, 3 cun lateral to the lower border of the spinous process of the first thoracic vertebra (T1).

Jian Yu • LI15: On the shoulder in the depression on the anterior border of the acromial part of the deltoid muscle when the arm is abducted.

Jian Zhen • SI9: On the upper back, with the arm in abduction, 1 cun superior to the posterior end of the axillary fold.

Jian Zhong Zhu • SI15: On the upper back, 2 cun lateral to the lower border of the spinous process of the seventh cervical vertebra (C7).

Jiao Sun • TB20: In the temporal region, within the hairline, superior to the apex of the ear.

Jiao Xin • KI8: On the medial leg, 2 cun superior to KI 3 and 0.5 cun anterior to KI 7.

Jie Xi • ST41: Jing River Point on the Stomach Channel. Fire Point on Earth Meridian. On the dorsum of the foot, between tendons of muscles extensor digitorum longus and extensor hallucis longus, level with the tip of the lateral malleolus.

Jin Men • BL63: On the lateral foot, in the depression posterior to the fifth metatarsal bone and lateral to the cuboid bone.

Jin Suo • GV8: On the middle back, below the spinous process of the ninth thoracic vertebra (T9).

Jing Gu • BL64: On the lateral foot, in the depression anterior and inferior to the tuberosity of the fifth metatarsal bone.

Jing Men • GB25: On the lateral abdomen at the lower border of the free end of the twelfth rib.

Jing Ming • BL1: On the face, 0.1 cun superior to the inner canthus when the eye is closed.

Jing Qu • LU8: On the radial side of the forearm, 1 cun superior to the transverse wrist crease and in the depression between the radial artery and styloid process.

Contraindication: Moxa is forbidden!

Jiu Wei • CV15: In the epigastric region, on the anterior midline, 1 cun inferior to the xiphoid process and 7 cun superior to the umbilicus.

Ju Gu • LI16: On the superior aspect of the scapular region, in the depression posterior to the acromial extremity of the clavicle and anterior to the scapular spine.

Ju Liao • GB29: At the hip, midway between the anterior superior iliac spine and the greater trochanter. GB29 is located with patient in the lateral recumbent position with the thigh flexed slightly.

Ju Liao • ST3: On the face, level with the border of the ala nasi, in line with the pupil when the eyes are focused forward.

Ju Que • CV14: In the epigastric region, on the anterior midline, 2 cun inferior to the xiphoid process and 6 cun superior to the umbilicus.

Jue Yin Shu • BL14: Pericardium Shu. Back Shu of the Pericardium that connects with Front Mu CV17. On the upper back, 1.5 cun lateral to the lower border of the spinous process of the fourth thoracic vertebra (T4).

Kong Zui • LU6: On the radial side of the forearm, 5 cun inferior to LU 5, on a line from LU 5 at the cubital crease and LU 9 at the lateral side of the wrist crease.

Ku Fang • ST14: On the chest, on the midclavicular line, in the first intercostal space, 4 cun lateral to the anterior midline.

Kun Lun • BL60: Jing River Point on the Bladder Channel. Fire Point on Water Meridian. On the lateral ankle, in the depression midway between the external malleolus and the tendon calcaneus. Contraindication: Do Not Needle If Pregnancy is known or suspected

Lao Gong • PC8: On the palmar surface, between the second and third metacarpal bones, proximal to the metacarpophalangeal joint.

Li Dui • ST45: On the lateral side of the second toe, 0.1 cun from the corner of the nail bed.

Li Gou • LR5: On the medial side of the leg, posterior to the tibial medial margin, 5 cun superior to the medial malleolus.

Lian Quan • CV23: On the neck, on the anterior midline, in the depression superior to the hyoid bone.

Liang Men • ST21: On the abdomen, 2 cun lateral to the anterior midline, 4 cun superior to the umbilicus, at the level of CV 12.

Liang Qiu • ST34: On the anterior thigh, on a line between the anterior superior iliac spine and the superolateral patella, 2 cun superior to lateral patella. Contraindication: Do Not Needle If Pregnancy is known/suspect.

Lie Que • LU7: Luo Connecting Point on the Lung Channel to LI4. On the radial side of the forearm, 1.5 cun superior to the tip of the radial styloid process.

Ling Dao • HE4: On the palmar surface of the forearm, 1.5 cun proximal to the transverse wrist crease, on the radial side of flexor carpi ulnaris tendon.

Ling Tai • GV10: Below the spinous process of the sixth thoracic vertebra (T6).

Ling Xu • KI24: In the pectoral region, in the third intercostal space, 2 cun lateral to the anterior midline at the level of CV 18.

Lou Gu • SP7: On the medial leg, 6 cun superior to the medial malleolus, posterior to the medial margin of the tibia.

Lu Xi • TB19: On the mastoid bone, posterior to the ear, at the junction of the middle and upper third of the curve that connects TE 17 at the earlobe and TE 20 at the apex of the ear.

Luo Que • BL8: On the head, 5.5 cun posterior to anterior hairline, 1.5 cun lateral to the midline.

Mei Chong • BL3: In the frontal region of the head, 0.5 cun within the anterior hairline and 0.5 cun lateral to GV 24 at the midline.

Ming Men • GV4: On the lower back, below the spinous process of the second lumbar vertebra (L2).

Mu Chuang • GB16: In the frontal region, 1.5 cun posterior to GB 15 and 3 cun lateral to the mid-sagittal line.

Nao Hu • GV17: Meeting Point on the Governing Vessel with the Bladder Channel. On the posterior head, 1.5 cun directly above the external occipital protuberance.

Nao Hui • TB13: On the posterior border of the deltoid muscle, 2 cun inferior to TE 14 at the posterior and inferior to the acromion.

Nao Kong • GB19: In the occipital region, 2.25 cun lateral to the posterior midline, at the level of the upper border of the external occipital protuberance.

Nao Shu • SI10: On the posterior shoulder, with the arm in abduction, in the depression inferior and lateral to the scapular spine, 1 cun superior to SI 9 .

Nei Guan • PC6: On the anterior forearm, 2 cun superior to the transverse wrist crease, between the tendons of palmaris longus and flexor carpi radialis muscles.

Nei Ting • ST44: On the dorsum of the foot, at the proximal end of the web between the second and third toes.

Pang Guang Shu • BL28: In the sacral region, 1.5 cun lateral to the posterior midline, at the level of the second posterior sacral foramen.

Pi Shu • BL20: On the middle back, 1.5 cun lateral to the lower border of the spinous process of the eleventh thoracic vertebra (T11).

Pian Li • LI6: On the radial side of the posterior antebrachial region, 3 cun proximal to the dorsal wrist crease, on the line connecting LI 5 at the wrist and LI 11 at the lateral cubital crease.

Po Hu • BL42: On the upper back, 3 cun lateral to the lower border of the spinous process of the third thoracic vertebra (T3), at the level of BL 13.

Pu Can • BL61: On the lateral foot, in a depression on the lateral calcaneus, 1.5 cun inferior and posterior to the lateral malleolus, directly below BL60 which is posterior to the lateral malleolus.

Qi Chong • ST30: At the superior border of the pubic symphysis, 2 cun lateral to the anterior midline, at the level of CV 2. Caution Avoid the Femoral Vein, spermatic cord in men and round ligament in women.

Qi Hai • CV6: On the lower abdomen, on the anterior midline, 1.5 cun inferior to the umbilicus.

Qi Hai Shu • BL24: On the lower back, 1.5 cun lateral to the lower border of the spinous process of the third lumbar vertebra (L3).

Qi Hu • ST13: In the infraclavicular fossa, on the midclavicular line, 4 cun lateral to the anterior midline.

Qi Mai • TB18: On the mastoid bone, posterior to the ear, at the junction of the lower and middle third of the curve that connects TE 17 at the earlobe and TE 20 at the apex of the ear.

Qi Men • LR14: On the chest, on the midclavicular line, in the sixth intercostal space, at the level of CV 14.

Qi She • ST11: At the root of the neck, at the superior border of the sternal end of the clavicle, between the sternal and clavicular heads of sternocleidomastoid muscle.

Qi Xue • KI13: In the pubic region, 2 cun superior to the symphysis pubis, 0.5 cun lateral to the anterior midline, at the level of CV 4.

Qian Ding • GV21: On the midsagittal line, 1.5 cun anterior to the intersection of the line connecting the right and left ear apices.

Qian Gu • SI2: On the ulnar side of the fifth digit, in the depression distal to the metacarpophalangeal joint, at the junction of the dorsal and palmar surfaces.

Qiang Jian • GV18: On the posterior head, 2.5 cun directly above the external occipital protuberance.

Qing Leng Yuan • TB11: In the posterior cubital region, 2 cun superior to the olecranon when the elbow is flexed.

Qing Ling • HE2: On the medial arm when the elbow is flexed, 3 cun proximal to the transverse cubital crease.

Qiu Xu • GB40: At the lateral ankle, In the depression anterior and inferior to the lateral malleolus.

Qu Bin • GB7: Within the hairline, anterior and superior to the auricle, about 1 cun anterior to TE 20.

Qu Chai • BL4: In the frontal region of the head, 0.5 cun within the anterior hairline, 1.5 cun lateral to GV 24 at the midline.

Qu Chi • LI11: On the lateral side of the cubital crease when the elbow is close to full flexion.

Qu Gu • CV2: In the pubic region, on the anterior midline, at the superior border of the symphysis pubis.

Qu Quan • LR8: One the medial side of the knee, in the depression of the transverse popliteal crease between the upper border of the medial epicondyle of the femur and semitendinosus and semimembranosus tendons.

Qu Yaun • SI13: On the upper back, in the depression on the medial end of the supraspinous fossa.

Qu Ze • PC3: He Sea Point on the Pericardium Channel. Water Point on Fire Meridian. At the elbow, on the ulnar side of the biceps brachii tendon, medial to the brachial artery.

Quan Liao • SI18: On the face, on the lower border of the zygomatic bone, inferior to the outer canthus of the eye.

Que Pen • ST12: At the midpoint of the supraclavicular fossa, posterior to the clavicle, on the midclavicular line, 4 cun lateral to the anterior midline. Contraindication: Do not use if pregnancy is known or suspected.

Ran Gu • KI2: On the medial surface of the foot, in the depression inferior to the lower border of the tuberosity of the navicular bone.

Ren Ying • ST9: On the neck, on the anterior border of sternocleidomastoid muscle, at the level of the laryngeal prominence. Caution Avoid the Vasculature!

Ri Yue • GB24: On the anterior chest midclavicular line at the level of the seventh intercostal space.

Ru Gen • ST18: On the chest, on the midclavicular line, in the fifth intercostal space, 4 cun lateral to the anterior midline.

Ru Zhong • ST17: At the center of the nipple. Contraindication: DO NOT NEEDLE OR MOXA - ST 17 SERVES AS A LANDMARK ONLY!

San Jian • LI3: On the dorsum of the hand, on the radial side of the second metacarpal bone, proximal to the metacarpophalangeal joint, at the dorsal-palmar skin junction.

San Jiao Shu • BL22: On the lower back, 1.5 cun lateral to the lower border of the spinous process of the first lumbar vertebra (L1). Caution Avoid the Kidneys

San Yang Luo • TB8: On the dorsal forearm, between the radius and ulna, 4 cun superior to TE 4 at the dorsal transverse wrist crease.

San Yin Jiao • SP6: On the medial leg, 3 cun superior to the medial malleolus, on the posterior border of the tibia. Contraindication: Do Not Needle If Pregnancy is known or suspected.

Shan Guan • CV13: In the upper umbilical region, on the anterior midline, 5 cun superior to the umbilicus.

Shan Zhong • CV17: On the sternal midline, level with the fourth intercostal space, between the nipples.

Shang Guan • GB3: Meeting Point on the Gall Bladder Channel with the Triple Energizer and Stomach Channels. On the lateral face, anterior to the ear, on the upper border of the zygomatic arch.

Shang Ju Xu • ST37: On the leg, one finger breadth lateral to the tibia's anterior crest, 6 cun inferior to ST 35 in the depression to the lateral side of the patella.

Shang Lian • LI9: On the radial side of the posterior antebrachial region, 3 cun distal cubital crease, on the line connecting LI 5 at the wrist and LI 11 at the lateral cubital crease.

Shang Liao • BL31: In the sacral region, in the first posterior sacral foramen.

Shang Qu • KI17: In the umbilical region, 2 cun superior to the umbilicus and 0.5 cun lateral to the midline at the level of CV 10.

Shang Qui • SP5: On the medial foot, in the depression midway between the navicular bone and the vertex of the medial malleolus.

Shang Xing • GV23: On the midline, 1 cun posterior to the anterior hairline.

Shang Yang • LI1: On the radial side of the second digit, 0.1 cun from the corner of the nail bed.

Shao Chong • HE9: On the radial side of the fifth digit, 0.1 cun from the corner of the nail bed. Caution Reserve HE 9 for Unconsciousness or Shock.

Shao Fu • HE8: On the palmar surface of the hand, between the fourth and fifth metacarpal bones. When a tight fist is made, HE 8 is where the fifth digit rests.

Shao Hai • HE3: With the elbow flexed, at the medial end of the transverse cubital crease.

Shao Shang • LU11: On the radial side of the thenar eminence, 0.1 cun posterior to the nailbed.

Shao Ze • SI1: On the ulnar side of the fifth digit, 0.1 cun from the corner of the nail bed.

Shen Cang • KI25: In the pectoral region, in the second intercostal space, 2 cun lateral to the anterior midline at the level of CV 19.

Shen Dao • GV11: Below the spinous process of the fifth thoracic vertebra (T5).

Shen Feng • KI23: In the pectoral region, in the fourth intercostal space, 2 cun lateral to the anterior midline at the level of CV 17.

Shen Mai • BL62: On the lateral foot, in the depression directly inferior to the lateral malleolus, at the dorsal-plantar skin junction.

Shen Men • HE7: On the transverse wrist crease, in the small depression between the pisiform and ulna bones.

Shen Que • CV8: At the umbilicus.

Shen Shu • BL23: On the lower back, 1.5 cun lateral to the lower border of the spinous process of the second lumbar vertebra (L2). Caution Avoid the Kidneys.

Shen Tang • BL44: On the upper back, 3 cun lateral to the lower border of the spinous process of the fifth thoracic vertebra (T5), at the level of BL 15.

Shen Ting • GV24: On the midline, 0.5 cun posterior to the anterior hairline.

Shen Zhu • GV12: Below the spinous process of the third thoracic vertebra (T3).

Shi Dou • SP17: On the lateral chest, in the fifth intercostal space, 6 cun lateral to anterior midline.

Shi Guan • KI18: In the umbilical region, 3 cun superior to the umbilicus and 0.5 cun lateral to the midline at the level of CV 11.

Shi Men • CV5: On the lower abdomen, on the anterior midline, 2 cun inferior to the umbilicus.

Shou San Li • LI10: On the radial side of the posterior antebrachial region, 2 cun distal cubital crease, on the line connecting LI 5 at the wrist and LI 11 at the lateral cubital crease.

Shou Wu Li • LI13: On the lateral brachial region, 3 cun superior to LI 11, on the line connecting LI 11 at the cubital crease and LI15 inferior to the acromion.

Shu Fu • KI27: On the lower border of the clavicle, 2 cun lateral to the anterior midline.

Shu Gu • BL65: On the lateral foot, in the depression posterior and inferior to the fifth metatarsophalangeal joint.

Shuai Gu • GB8: 1.5 cun superior to the auricular apex and directly above TE 20.

Shui Dao • ST28: On the lower abdomen, 3 cun inferior to the umbilicus and 2 cun lateral to the anterior midline, at the level of CV 4.

Shui Fen • CV9: In the umbilical region, on the anterior midline, 1 cun superior to the umbilicus.

Shui Gou • GV26: In the philtrum, 1/3 the distance from the nose and the top of the lip.

Shui quan • KI5: On the medial ankle, 1 cun below KI 3, in the depression anterior and superior to the medial side of the tuberosity of the calcaneus.

Shui Tu • ST10: On the neck, on the anterior border of sternocleidomastoid muscle, midway between ST 9 at the level of the laryngeal prominence and ST 11 at the upper clavicle border. Caution Avoid the Artery!

Si Bai • ST2: On the face, on the infraorbital foramen, 0.5 cun inferior to ST 1 when eyes are focused forward. Caution Do not needle deeply as to puncture the eyeball.

Si Du • TB9: On the dorsal forearm, between the radius and ulna, 7 cun superior to TE 4 at the dorsal transverse wrist crease.

Si Man • KI14: In the pubic region, 3 cun superior to the symphysis pubis, 0.5 cun lateral to the anterior midline, at the level of CV 5.

Si Zhu Kong • TB23: In the depression at the lateral end of the eyebrow.

Su Liao • GV25: At the tip of the nose.

Tai Bai • SP3: On the medial foot, in the depression proximal to the first metatarsophalangeal joint, at the dorsal - plantar junction.

Tai Chong • LR3: On the dorsum of the foot, between the first and second metatarsal bones, approximately 2 cun superior to the web margin.

Tai Xi • KI3: On the medial ankle, at the midpoint between the prominence of the medial malleolus and Achilles' Tendon.

Tai Yi • ST23: On the abdomen, 2 cun lateral to the anterior midline, 2 cun superior to the umbilicus, at the level of CV 10.

Tai Yuan • LU9: On the lateral side of the anterior wrist crease, in the depression on the radial side of the radial artery.

Tao Dao • GV13: Below the spinous process of the first thoracic vertebra (T1).

Tian Chi • PC1: On the lateral chest, in the fourth intercostal space, 5 cun lateral to the anterior midline, approximately 1 cun lateral to the nipple.

Tian Chong • GB9: Posterior and superior to the auricular border and 0.5 cun posterior to GB 8.

Tian Chuang • SI16: On the neck, on the posterior margin of the sternocleidomastoid muscle, at the level of the laryngeal prominence and the transverse process of the fourth cervical transverse process (C4).

Tian Ding • LI17: At the anterior margin of the posterior triangle of the neck, on the posterior border of the sternocleidomastoid muscle, 1 cun inferior to LI 18 at the level of the laryngeal prominence.

Tian Fu • LU3: On the upper arm, on the lateral border of muscle biceps brachia, 3 cun inferior to the anterior axillary fold.

Tian Jing • TB10: In the posterior cubital region, in the depression 1 cun superior to the olecranon when the elbow is flexed.

Tian Liao • TB15: In the scapular region, on the superior angle of the scapula, at the insertion of levator scapulae muscle.

Tian Quan • PC2: On the upper arm, 2 cun inferior to the axillary fold, between the two heads of muscle biceps brachii.

Tian Rong • SI17: On the neck, in the depression between the angle of the mandible and the anterior margin of the sternocleidomastoid muscle.

Tian Shu • ST25: On the abdomen, 2 cun lateral to the umbilicus. Contraindication: Do Not Needle If Pregnancy is known or suspected

Tian Tu • CV22: In the suprasternal fossa, on the anterior midline, just above the jugular notch.

Tian Xi • SP18: On the lateral chest, in the fourth intercostal space, 6 cun lateral to the anterior midline, at the level of CV 17.

Tian You • TB16: On the lateral neck, posterior and inferior to the mastoid process on the posterior border of sternocleidomastoid muscle.

Tian Zhu • BL10: In the nuchal region, on the lateral border of the trapezius muscle, 1.3 cun lateral to GV 15 at the level between cervical vertebrae C1 and C2.

Tian Zong • SI11: On the scapula, in the depression of the infrascapular fossa, one-third the distance between the lower border of the scapular spine and the inferior angle of the scapula.

Tiao Kou • ST38: On the leg, one cun lateral to the tibia's anterior crest, at the midpoint of a line between ST 35 at the lateral patella and the lateral malleolus.

Ting Gong • SI19: Anterior to the tragus of the ear, in the depression between the tragus and the mandibular joint when the mouth is open slightly.

Ting Hui • GB2: With the mouth open, in the depression anterior to the auricular intertragic notch.

Tong Gu • BL66: On the lateral foot, in the depression anterior and inferior to the fifth metatarsophalangeal joint.

Tong Gu • KI20: In the epigastric region, 5 cun superior to the umbilicus and 0.5 cun lateral to the midline at the level of CV 13.

Tong Li • HE5: On the palmar surface of the forearm, 1 cun proximal to the transverse wrist crease, on the radial side of flexor carpi ulnaris tendon.

Tong Tian • BL7: On the head, 4 cun posterior to anterior hairline, 1.5 cun lateral to the midline.

Tong Zi Liao • GB1: On the lateral face, 0.5 cun lateral to the outer canthus of the eye.

Tou Lin Qi • GB15: In the frontal region, 0.5 cun within the hairline, aligned with the pupil when the eyes are focused forward.

Tou Qiao Yin • GB11: In the temporal region, posterior to the auricle and superior to the mastoid process, at the junction of the middle and lower thirds of a curved line connecting GB 9 and GB 12.

Tou Wei • ST8: At the corner of the forehead, 0.5 cun posterior to the anterior hairline, 4.5 cun lateral to the anterior midline.

Wai Guan • TB5: On the dorsal forearm, between the radius and ulna, 2 cun superior to TE 4 at the dorsal transverse wrist crease.

Wai Ling • ST26: On the lower abdomen, 1 cun inferior to the umbilicus and 2 cun lateral to the anterior midline, at the level of CV 7.

Wai Qui • GB36: On the lateral side of the leg, 7 cun superior to the prominence of the lateral malleolus.

Wan Gu • GB12: In the temporal region, in the depression posterior and inferior to the mastoid process, at the level of the inferior ridge of the auricle.

Wan Gu • SI4: On the ulna side of the wrist, in the depression between the fifth metacarpal bone and the hamate and pisiform bones, at the junction of the dorsal and palmar surfaces.

Wei Cang • BL50: On the middle back, 3 cun lateral to the lower border of the spinous process of the twelfth thoracic vertebra (T12), at the level of BL 21.

Wei Dao • GB28: In the inguinal region, 0.5 cun inferior to the anterior superior iliac spine, at the anterior margin of the ileum.

Wei Shu • BL21: On the middle back, 1.5 cun lateral to the lower border of the spinous process of the twelfth thoracic vertebra (T12).

Wei Yang • BL39: In the popliteal fossa, at the lateral crease, medial to the biceps femoris tendon.

Wei Zhong • BL40: At the midpoint of the popliteal fossa.

Wen Liu • LI7: On the radial side of the posterior antebrachial region, 5 cun proximal to the dorsal wrist crease, on the line connecting LI 5 at the wrist and LI 11 at the lateral cubital crease.

Wu Chu • BL5: On the head, 1 cun posterior to anterior hairline, 1.5 cun lateral to GV 23 at the midline.

Wu Shu • GB27: In the inguinal region, medial to the anterior superior iliac spine, 3 cun inferior to the level of the umbilicus.

Wu Yi • ST15: On the chest, on the midclavicular line, in the second intercostal space, 4 cun lateral to the anterior midline.

Xi Guan • LR7: On the medial side of the leg, inferior to the medial condyle of the tibia, in the upper portion of the medial head of the gastrocnemius muscle, 1 cun posterior to SP 9.

Xi Men • PC4: On the anterior forearm, 5 cun superior to the transverse wrist crease, between the tendons of palmaris longus and flexor carpi radialis muscles.

Xi Yang Guan • GB33: On the lateral side of the knee, superior to the jointline, in a depression between biceps femoris tendon and the lateral condyle of the femur.

Xia Bai • LU4: On the upper arm, on the lateral border of muscle biceps brachia, 4 cun inferior to the anterior axillary fold.

Xia Guan • CV10: In the umbilical region, on the anterior midline, 2 cun superior to the umbilicus.

Xia Guan • ST7: On the lateral face, in the depression at the lower border of the zygomatic arch, anterior to the condyloid process of the mandible. ST 7 is located with the mouth closed.

Xia Ju Xu • ST39: On the leg, one cun inferior to ST 38 at the midpoint of a line between ST 35 at the lateral patella and the lateral malleolus.

Xia Lian • LI8: On the radial side of the posterior antebrachial region, 4 cun distal cubital crease, on the line connecting LI 5 at the wrist and LI 11 at the lateral cubital crease.

Xia Liao • BL34: In the sacral region, in the fourth posterior sacral foramen.

Xian Gu • ST43: On the dorsum of the foot, between the second and third metatarsal bones, 1.5 cun superior to the web margin, in line with the lateral side of the second digit.

Xiao Chang Shu • BL27: In the sacral region, 1.5 cun lateral to the posterior midline, at the level of the first posterior sacral foramen.

Xiao Hai • SI8: With the elbow in flexion, in the depression between the olecranon and the medial epicondyle of the humerus.

Xiao Luo • TB12: On the posterior upper arm, 5 cun superior to the olecranon, on a line joining TE 10 at the posterior elbow and TE 14 posterior and inferior to the acromion.

Xin Hui • GV22: On the midline, 2 cun posterior to the anterior hairline.

Xin Shu • BL15: On the upper back, 1.5 cun lateral to the lower border of the spinous process of the fifth thoracic vertebra (T5).

Xing Jian • LR2: On the dorsum of the foot, between the first and second metatarsophalangeal joints, 0.5 cun proximal to the web margin.

Xiong Xiang • SP19: On the lateral chest, in the third intercostal space, 6 cun lateral to the anterior midline.

Xuan Ji • CV21: On the manubrium midline, midway between CV 20 and CV 22.

Xuan Li • GB6: In the temporal region, posterior to the hairline, 2 cun inferior to GB4 on the curved line connecting ST 8 and GB 7.

Xuan Lu • GB5: In the temporal region, posterior to the hairline, midway between ST 8 and GB 7.

Xuan Shu • GV5: On the lower back, below the spinous process of the first lumbar vertebra (L1).

Xuan Zhong • GB39: On the lateral side of the leg, 3 cun superior to the prominence of the lateral malleolus.

Xue Hai • SP10: On the medial thigh, with the knee in flexion, 2 cun superior to the superomedial angle of the patella, on vastus medialis muscle.

Ya Men • GV15: Below the spinous process of the first cervical vertebra (C1).

Yang Bai • GB14: In the frontal region, 1 cun superior to the eyebrow, aligned with the pupil when the eyes are focused forward.

Yang Chi • TB4: On the dorsal transverse wrist crease, between the tendons of muscles extensor digitorum and extensor digiti minimi.

Yang Fu • GB38: On the lateral side of the leg, 4 cun superior to the prominence of the lateral malleolus.

Yang Gang • BL48: On the middle back, 3 cun lateral to the lower border of the spinous process of the tenth thoracic vertebra (T10), at the level of BL 19.

Yang Gu • SI5: On the ulna side of the wrist, in a depression between the styloid process of the ulna and the triquetral and pisiform bones.

Yang Jiao • GB35: On the lateral side of the leg, on the posterior border of the fibula, 7 cun superior to the prominence of the lateral malleolus.

Yang Lao • SI6: On the ulnar side of the wrist, in the depression between the ulnar styloid process and the triquetrum and pisiform bones. SI 6 can be located when patient's wrist is in flexion with the index finger pointing to the sternum.

Yang Ling Quan • GB34: On the lateral side of the leg, in the depression anterior and inferior to the head of the fibula.

Yang Xi • LI5: On the radial side of the wrist, distal to the tip of the radial styloid process, in the depression between the tendons of extensor pollicis longus and brevis, in the "anatomical snuff box".

Yao Shu • GV2: On the posterior midline at the sacral hiatus.

Yao Yang Guan • GV3: On the lower back, below the spinous process of the fourth lumbar vertebra (L4).

Ye Men • TB2: On the dorsum of the hand, 0.5 cun from the web margin between the fourth and fifth digits.

Yi Feng • TB17: At the ear, in the depression between the mastoid process and the mandible, behind the earlobe.

Yi She • BL49: On the middle back, 3 cun lateral to the lower border of the spinous process of the eleventh thoracic vertebra (T11), at the level of BL 20.

Yi Xi • BL45: On the upper back, 3 cun lateral to the lower border of the spinous process of the sixth thoracic vertebra (T6), at the level of BL 16.

Yin Bai • SP1: On the medial great toe, .01 cun from the corner of the nail bed.

Yin Bao • LR9: On the medial thigh, 4 cun superior to the medial epicondyle of the femur, between sartorius muscle anteriorly and vastus medialis posteriorly.

Yin Du • KI19: In the epigastric region, 4 cun superior to the umbilicus and 0.5 cun lateral to the midline at the level of CV 12.

Yin Gu • KI10: On the medial side of the popliteal fossa, in the depression between tendons of semitendinosus and semimembranosus muscles when the knee is flexed.

Yin Jiao • CV7: In the umbilical region, on the anterior midline, 1 cun inferior to the umbilicus.

Yin Jiao • GV28: In the mouth, at the junction of the frenulum of the upper lip with the upper gum.

Yin Lian • LR11: On the superior, medial thigh, on the lateral border of abductor longus muscle, 1 cun along the tendon/muscle from its attachment near the pubic symphysis and 2 cun inferior to ST 30.

Yin Ling Quan • SP9: On the medial leg, on the inferior border of the medial condyle of the tibia, in the depression between the posterior border of the tibia and gastrocnemius muscle.

Yin Men • BL37: On the posterior thigh, 6 cun inferior to BL 36 at the transverse gluteal fold, on a line joining BL 36 and BL 40 at the popliteal fossa.

Yin Shi • ST33: On the anterior thigh, on a line between the anterior superior iliac spine and the superolateral patella, 3 cun superior to lateral patella.

Yin Xi • HE6: On the palmar surface of the forearm, 0.5 cun proximal to the transverse wrist crease, on the radial side of flexor carpi ulnaris tendon.

Ying Chuang • ST16: On the chest, on the midclavicular line, in the third intercostal space, 4 cun lateral to the anterior midline.

Ying Xiang • LI20: In the nasolabial groove, 0.5 cun lateral to the nostril.

Yong Quan • KI1: On the sole of the foot, between the second and third metatarsal bones, one-third the distance from the webs of the toes to the heel.

You Men • KI21: In the epigastric region, 6 cun superior to the umbilicus and 0.5 cun lateral to the midline at the level of CV 14. Caution Avoid the Liver.

Yu Ji • LU10: Midpoint on the thenar eminence, on the dorsal-palmar surface.

Yu Tang • CV18: On the sternal midline, level with the third intercostal space.

Yu Zhen • BL9: In the occipital region, in a depression 1.5 cun lateral to the superior aspect of the external occipital protuberance.

Yu Zhong • KI26: In the pectoral region, in the first intercostal space, 2 cun lateral to the anterior midline at the level of CV 20.

Yuan Ye • GB22: On the lateral chest wall, on the midaxillary line, 3 cun inferior to the axillary fold.

Yun Men • LU2: On the lateral chest, In the depression formed by the deltoid muscle, pectoralis major muscle and the clavicle.

Zan Zhu • BL2: On the face, at the medial end of the eyebrow, on the supraorbital notch.

Zhang Men • LR13: On the lateral abdomen, slightly inferior and anterior to the tip of the free end of the eleventh rib.

Zhao Hai • KI6: On the medial ankle, in the depression 1 cun inferior to the medial malleolus.

Zhe Jin • GB23: On the lateral chest wall, on the 4th intercostal space, 1 cun anterior to GB22.

Zheng Ying • GB17: In the frontal region, 1.5 cun posterior to GB 16, on the line connecting GB15 and GB20.

Zhi Bian • BL54: In the sacral region, 3 cun lateral to the posterior midline, at the level of the fourth sacral foramen.

Zhi Gou • TB6: On the dorsal forearm, between the radius and ulna, 3 cun superior to TE 4 at the dorsal transverse wrist crease.

Zhi Shi • BL52: On the lower back, 3 cun lateral to the lower border of the spinous process of the second lumbar vertebra (L2), at the level of BL 23.

Zhi Yang • GV9: On the middle back, below the spinous process of the seventh thoracic vertebra (T7), approximately level with the inferior angle of the scapula.

Zhi Yin • BL67: On the lateral foot, at the lateral fifth digit, 0.1 cun from the corner of the nailbed.

Zhi Zheng • SI7: On the ulnar side of the forearm, between the anterior border of the ulna and flexor carpi ulnaris muscle, 5 cun superior to the wrist crease, on the line connecting SI 5 at the wrist and SI 8 at the medial epicondyle of the humerus at the elbow.

Zhon Guan • CV12: In the upper umbilical region, on the anterior midline, 4 cun superior to the umbilicus.

Zhong Chong • PC9: On the center of the tip of the third digit.

Zhong Du • GB32: On the midline of the lateral thigh, 5 cun superior to the popliteal crease.

Zhong Du • LR6: On the medial side of the leg, posterior to the tibial medial margin, 7 cun superior to the medial malleolus.

Zhong Feng • LR4: On the dorsum of the foot, 1 cun anterior to the medial malleolus, in the depression medial to the tibialis anterior tendon.

Zhong Fu • LU1: On the lateral chest, inferior to the acromial end of the clavicle, 6 cun lateral to the Conception Vessel. Caution Avoid the Lungs!

Zhong Ji • CV3: In the pubic region, on the anterior midline, 1 cun superior to the upper border of the symphysis pubis.

Zhong Liao • BL33: In the sacral region, in the third posterior sacral foramen.

Zhong Lu Shu • BL29: In the sacral region, 1.5 cun lateral to the posterior midline, at the level of the third posterior sacral foramen.

Zhong Shu • GV7: On the middle back, below the spinous process of the tenth thoracic vertebra (T10).

Zhong Ting • CV16: In the epigastric region, on the anterior midline, on the xiphoid process.

Zhong Zhu • KI15: In the umbilical region, 1 cun inferior to the level of the umbilicus, 0.5 cun lateral to the midline, at the level of CV 7.

Zhong Zhu • TB3: Shu Stream Point on the Triple Energizer Channel. Wood Point on Fire Meridian. On the dorsum of the hand, in the depression proximal to the fourth and fifth metacarpophalangeal joints.

Zhou Liao • LI12: On the lateral side of the cubital crease, 1 cun superior to LI 11, at the junction of the lateral supracondylar ridge of the humerus with the epicondyle. Locate LI 12 with the elbow flexed.

Zhou Rong • SP20: On the lateral chest, in the second intercostal space, 6 cun lateral to the anterior midline.

Zhu Bin • KI9: On the medial leg, 5 cun superior to KI 3, at the lower end of the gastrocnemius muscle.

Zi Gong • CV19: On the sternal midline, level with the second intercostal space.

Zu Lin Qi • GB41: On the dorsum of the foot, in the depression between the fourth and fifth metatarsals.

Zu Qiao Yin • GB44: On the lateral side of the fourth toe, 0.1 cun from the nail bed.

Zu San Li • ST36: On the leg, one finger breadth lateral to the tibia's anterior crest, 3 cun inferior to ST 35 in the depression to the lateral side of the patella.

Zu Wu Li • LR10: On the medial thigh, on the lateral border of abductor longus muscle, 2 cun along the tendon/muscle from its attachment near the pubic symphysis and 3 cun inferior to ST 30.

Common Acupuncture Formulas Alphabetical Order *Fast Find*

ABDOMINAL DISTENTION

REN 6
S 36

ABDOMINAL PAIN

CV 4 5 6 8
P 6
GB 27
GV 20 26
KI 15 16 17 18 19 20
LI 4 8 9
SP 1 2 4 5 6 9 15 16 21
ST 24 25 26 27 36 37 38 39 40 43 44
BL 16 25 43 48 57

ACNE

P 6
LI 4 11
LU 11
LV 11 14
SP 6 10
ST 36

ALCOHOLISM

GB 8
LI 4
SP 6
ST 36

ALLERGIES

LI 4 11
BL 12 38

ALOPECIA

GB 20 11
LI 4 11
BL 16 23 38 54

ALZHEMER'S DISEASE

P 8
KI 9
LI 5
ST 23 45
TW 2 10

AMENORRHEA

CV 2 3 4 5 6
GV 1 4
KI 5 12 14
LI 4
LV 8
SP 6 8 10
ST 29 36
BL 18 20 23 25 37 38 60

AMYOTROPHIC LATERAL SCLEROSIS

CV 17
GV 14 20
LI 4 11
LV 3
ST 36
BL 10 15 60

ANEMIA

GB 43
GV 4 20
KI 1
LI 4 11
LV 8 14
SP 6 10
ST 44
BL 11 12 15 17 18 20 21

ANGINA PECTORIS

CV 14 15
P 1 2 3 4 5 6 7 8 9
GB 20
GV 8 11 12
HT 3 4 5 6 7 8 9
KI 1 4 5 23 24
LI 4
LU 5 9
LV 3
SI 1
ST 19 36
TW 6 7

ANKLE PAIN

GB 39 40 42
LV 6
ST 41
BL 58 63

ANOREXIA

CV 5 6 9 10 11 12 13 14
 P 2 6
 GB 6 28
 GV 9
 HT 3 7
 KI 3 17 22 23 24 25 26 27
 LI 4 11
 LV 4 13
 SP 1 2 4 8 9 19 20
 ST 19 20 21 22 23 36 39 42 44 45
 TW 1
 BL 13 17 18 19 20 22 40 41 42 44 46 57 64

ANOSMIA

GB 20
 GV 16 23
 LI 4 19 20
 SP 4
 ST 6 8
 BL 1 2 17 21

ANXIETY

CV 14 17
 P 7
 GV 15 24
 HT 4 5 6 7 8 9
 KI 1 4 9
 LU 4 10
 LV 2 5
 SI 3 4 7
 ST 36 40
 BL 14 20

ARM PAIN

P 5 6
 GB 21
 HT 2 5 3
 LI 1 4 10 11 12 15 16
 LU 5 6
 SI 2 6 7 8 9 10 11 12
 ST 36
 TW 1 2 3 4 5 6 7 8 9 10 11 12 13 14 15 16

ARTERIES

CV 3
 SP 10
 ST 36
 BL 17

ARTHRITIS

P 6
 GB 34
 GV 14
 LI 4 11 15
 LV 2
 SI 9
 SP 5
 ST 36
 TW 5
 BL 8 10 11 58 60

ASTHMA

CV 6 12 16 17 18 20 21 22 23
 GB 19 20 23 25 35
 GV 10 12 14
 KI 1 2 3 4 5 6
 LI 4 8
 LU 1 2 3 5 6 7 8 9 10 11
 LV 8 14
 SI 4 14 15
 SP 21
 ST 9 10 11 12 13 14 15 16 18 36
 TW 3 5
 BL 10 11 12 13 14 15 16 17 18 20 21 22 23
 25 36 37 38 40 51

BACK ACHE

GV 4 14
 SI 6 14
 TW 3 6
 BL 9 10 11 23 24 25 29 50 51 54 55 60 62 63
 65

BACK PAIN

GB 25 26
 GV 5 6 7 10 12 14
 KI 7 15
 SP 2 3 5
 TW 3
 BL 33 40 54 60

BELCHING

CV 12 13
 P 6
 KI 21
 ST 36

BLURRED VISION

P 1
 GB 4 13 14 15 16 17 41 43
 GV 16 18 20 21 22
 HT 5
 KI 1 4
 LI 2
 SI 6
 ST 8
 BL 1 2 4 5 6 18 23

BREAST PAIN

P 1 3
 GB 41 42
 SI 1
 SP 5
 ST 18

BRONCHITIS

CV 13 14 17 18 19 20 21 22 23
 P 6 9
 GB 10 11 18 20 21
 GV 10 12 14
 HT 3
 KI 3 21 22 23 26 27
 LI 4 8 10 11
 LU 1 3 5 6 8 9
 LV 1 14
 SI 14 15
 SP 18
 ST 10 14 15 36
 TW 3 10
 BL 8 10 11 12 13 14 17 18 36 37 38 39 41 42
 43

CALF CRAMP

GB 30 34
 SP 6
 ST 31
 BL 50 54 55 56 57 61 63

CARDIAC PAIN

P 4 6

CATARACT

P 6
 GB 1 2 3 14 20 41
 GV 14 20 28
 LI 4 11
 LU 9
 LV 3
 ST 1 2 6 14
 TW 1 5 23
 BL 1 2 8 10 11 18 64 67

CERVICAL PAIN

GB 21
 GV 14
 LI 4
 SI 10 11 12 13 14 15
 TW 3 5 15
 BL 11 13 60

CHEST PAIN

P 5 6 GB 34
 HT 6 8 9
 KI 21 24 24 26 27
 LU 1 2 4 7 8 9
 LV 14
 SI 1 11
 SP 18 19 21
 ST 13 14 18 19
 TW 5 6
 BL 14 15 17 19 24 25 42

CHRONIC FATIGUE SYNDROME

CV 4 6
 P 6 8
 GB 20
 GV 4
 LI 4 11
 LV 8
 SP 6
 ST 36
 BL 17 18 20 38

CLENCHED JAWS

S 6 7
 LI 4

COMA

DU 26
 EX 24 (ShiXuan)

COMMON COLD

CV 12
 GB 18 19 20
 GV 14 16
 LI 4 11
 SP 6
 ST 36
 TW 4 5
 BL 11 12 13

CONJUNCTIVITIS

P 7
 GB 1 4 14 20 37 42
 GV 12 14
 LI 4 5 20
 LU 9
 LV 2
 ST 1 2 36 44
 TW 23
 BL 1 2 10 18 20

COLITIS

CV 6
 GB 28
 KI 2 7 15
 LI 4
 LU 8
 LV 2 8 11
 SP 1 9 14

CONSTIPATION

CV 1 4 6 12
 P 6
 GB 24 27 28 34
 HT 5
 KI 6 8 15 16 17 18
 LI 2 3 4 6 11 13
 LV 1 2 3 8 12
 SP 3 5 6 13 15 16
 ST 22 23 25 26 27 28 36
 TW 6
 BL 23 24 25 27 28 30 31 32 33 34 38 45 46
 48 50 52 56 57 58
 SJ 6
 C 1
 K 6

CONVULSION

LI 4
 LIV 3

COUGH

CV 6 12 16 17 20 21 22 23
 P 2 4
 GB 8 10 11 20 21 44
 GV 9 10 11 12 14 23
 KI 1 3 19 22 24 27
 LI 4 11 13 15 18
 LU 1 2 4 5 6 7 8 9 10 11
 LV 14
 SI 1 2 15
 SP 5 14 18 20
 ST 9 12 13 14 15 16 17 18 19 20 25 36 38 40
 41
 TW 5 10
 BL 11 12 13 14 15 17 20 21 37 38 42 43 44
 45

DEAFNESS

CV 2 5 23
 P 2 3 4 5 7 9
 GB 1 2 3 4 10 11 15 17 20 23 25 41 43 44
 GV 15 16 20
 HT 5 6
 LI 1 2 3 4 5 6 11 17 19
 LV 3 5 6 8
 SI 1 3 5 8 9 16 17 19
 ST 1 4 7 36 38
 TW 2 3 5 7 8 9 10 16 17 18 19 21 23
 BL 1 18 23 65

DEPRESSION

CV 3 6 12
 P 4 6
 GV 4 13 14 20
 HT 3 7
 LI 4
 LV 3
 LU 4
 SP 6
 BL 13 15 38
 H 3
 Ren 6

DIABETES

CV 4 12
DU 6
P 6
GV 26
HT 6
KI 2 5 7
LV 2
S 25 30 36
SP 4 6
ST 33 36
BL 13 15 17 20 22 23 26 28 29 31 32 34 50

DIARRHEA

CV 4 5 6 8 9 12 13
P 6
GB 25 26 39
GV 3 4 5 6
KI 8 13 14
LI 10 11
LV 6 8 13
SP 3 4 6 14 15
ST 16 22 25 34 36 37 39
TW 6 18
BL 10 21 22 23 24 25 28 35 43

DIVERTICULITIS

CV 6
SP 6
ST 25
BL 25

DIZZINESS

GB 4 8 20 41 43
GV 14 17 19 20 24
KI 1
LU 3
ST 8 36
BL 3 5 9 10 12 40 62 64 65 67

DRY MOUTH

GB 44
LI 3
LU 11
ST 19
TW 4

DYSPEPSIA

CV 5 6 10 11 12 13
P 6
GB 25
GV 5
KI 1 19 20
LI 4 13
LV 3 8 13 14
SP 3 4 5 6 7
ST 21 22 23 25 36 44 45
BL 17 20 21 25 42

EAR ACHE

GB 11
ST 7
TW 19

ECZEMA AND ITCHING

SP 6 10
SI 11
LI 11

EDEMA

CV 5 6 8 9 11
GB 28
GV 28
KI 7
LI 6
LV 13
SP 8 9
ST 22 25 28 43
BL 20 22 23 27 47 52

ELBOW PAIN

P 3
HT 1 3 5 9
LI 10 11 12 13 15
LU 5
SI 7
TW 10

EMPHYSEMA

CV 12 13 15 16 17 20 21
 GV 4 10 12 14
 HT 3 6
 KI 1 3 4 9 20
 LI 1
 LU 5 7 8 9 11
 LV 1
 SI 14
 SP 21
 ST 13 14 16 36 40
 BL 11 12 13 17 18 22 23 36 37 38

ENDOMETRIOSIS

GB 26 28 29
 GV 2 4
 KI 2 8
 LV 5
 SP 9 12
 ST 29
 BL 23 30

ENURESIS

CV 4 6
 GV 1
 KI 3 11
 LV 1 9
 SP 6
 ST 23 25 36
 BL 22 27 28 32 33

EPISTASIS

Du 23
 LI 4

EYE PAIN

GB 1 11 16 44
 GV 23
 LI 3 4 5 11
 ST 8
 TW 23
 BL 1 2 6 18 58

EYE REDNESS

LI 4
 LV 3
 TW 1 2 3
 BL 18

EYE (STYE)

GB 14
 LI 4
 LV 3
 SP 1 9
 ST 2 36

FEAR

HT 4 5 8
 KI 1 4
 LI 13
 ST 36
 TW 18
 BL 23 38 47 66

FEVER

DU 14
 P 3 9
 GV 4 13 14 16
 HT 9
 LI 1 2 4 5 11
 LU 10 11
 SI 5
 SP 2
 ST 43
 TW 1 3 5 6 15
 BL 5 11 12 13 19 39

FINGER PAIN

SI 4 7 8

FLANK PAIN

P 1 2 8
 GB 34 39 40 41
 GV 5
 LV 13
 SP 17 19 20 21

FOOT PAIN

GB 39 41
 KI 2 3
 LV 3
 ST 34 41 44
 TW 3 4
 BL 55 56 61 62

GALLSTONES

CV 10 12 13
GB 34
LV 13 14
ST 36
TW 6
BL 18 19

GASTRITIS

CV 10 12 13 14 15
P 5 6 7 8
KI 20
LI 4 11
LU 5
LV 13
SP 4 5
ST 19 21 22 23 24 28 36 37
TW 6 8
BL 13 17 18 19 20 21 22 26 66

GENITAL PAIN

CV 1
GB 30
GV 1
KI 10 11 12
LV 4 8 12
BL 47 49 50

GINGIVITIS

GB 4 12
GV 27
LI 4
SI 8 16 17 18
ST 4 5 42 44 45
TW 2 20

GOUT

LV 2 3 4
SP 4 5 6
ST 44
BL 39

HEADACHE (HANGOVER)

CV 5
GB 4 8 20
KI 1
SI 1
ST 2 8 44
TW 12
BL 60

HEADACHE (FRONTAL)

GB 14 20
GV 14 20 23 24
LI 4
SI 1
ST 8
BL 2 63

HEADACHE (MIGRAINE)

CV 4 12
GB 1 4 5 6 8 9 11 12 14 15 17 18 19 20 38
44
GV 19
KI 10 11
LI 4 10 11
LU 6
SP 6
ST 8 36 44
TW 3 5 10 22 23
BL 2 7 10 62 67

HEART PALPATAIONS

CV 4 12 14
P 6 7
GB 35
HT 5 7
KI 25
ST 36
BL 12 15

HEEL PAIN

KI 3 4
SP 5
BL 57 60 61

HEPATITIS

GB 24 34
GV 14
LV 4 13 14
ST 36
BL 18 19 20 21

HERNIA

CV 2 3 4 5 6 7
GB 26 27
KI 6
LV 1 2 3 4 5 6 12
SP 5 6 12 13 14
ST 23 26 27 28 29 43
BL 29 30 32 55

HICCUPS

CV 6 12 13 15 17 22
 P 6 8
 GB 20 24
 GV 16 26
 KI 3 17 18
 LI 5 9
 LU 6
 LV 2 8 13 14
 SP 3
 ST 11 13 18 25 36
 BL 14 17 18 19 21 38 40 41
 S 36
 UB 17

HYPOCHONDRIAC PAIN

SJ 6
 GB 34

HYPERTENSION

CV 12
 P 8 9
 GB 20 25 34
 HT 7
 KI 1 3
 LI 11
 LV 2 3 13
 SP 6
 ST 36 40
 BL 15 19 54

HYPERTHYROID

CV 22 23
 P 6
 GB 1 20 21 26
 GV 12 14
 KI 15
 LI 4
 ST 2 9 10 26
 BL 10 11

HYPOTENSION

GV 20 25 26
 HT 1 5 6
 KI 1
 LV 3
 SP 6
 ST 9 36
 BL 15 17 18 22 23 38

IMMUNE SYSTEM

LI 4 11
 SP 10
 GV 14 20
 ST 36

INCONTINENCE

CV 1 2 3 4 6
 GB 34
 GV 4 20
 HT 8
 ST 22 36
 BL 22 23 24 25

INFLUENZA

P 6
 GB 20
 GV 13 14 16
 LI 4
 LU 7 9 10
 SP 15
 ST 36
 TW 5
 BL 11 12 38

INSOMNIA

CV 4 6 12
 P 6 7
 GB 17 20 41 44
 GV 4 18 19 20 24
 GV 4 18 19 20 24
 HT 6 7
 KI 1 6 24
 LI 1 4
 LU 9 10
 LV 2 10
 SI 3
 SP 1 2 6 9
 ST 12 27 36 40 45
 TW 16
 BL 13 15 18 20 21 23 26 30 39 42 62

INTERCOSTAL NEURALGIA

L 7

JAW (LOCK JAW)

CV 24
 GB 7
 GV 20
 LI 4 19
 ST 5 6 7 44
 TW 6 17 22

JOINT PAIN

S 41

KIDNEY STONES

GB 26 34
 KI 3
 SP 6
 ST 36
 BL 22 23 24 25 26 27 46 47

KNEE INFLAMMATION

GB 31 33 34 39
 GV 3
 KI 10
 SP 9
 BL 54 56

KNEE PAIN

GB 30 33 34 39
 GV 12 14
 KI 1 10
 LV 4 7 8
 SI 2
 SP 9 10
 ST 33 34 35 36
 BL 53 54

LEG PAIN

GB 28 29 30 31 34 37 39 40 41
 KI 2 8 10
 LV 9 11
 SP 6 9 10
 ST 31 32 38
 BL 49 54 56 57 58 62 63 64 65

LIVER CIRRHOSIS

LV 3 9 14
 SP 10
 ST 36
 BL 18 19 20 23 24 25

LOW BACK PAIN

GB 25 26 27 28 29 30 34
 GV 1 2 3 4 5 6 7 8 9
 KI 3 7
 LV 2 3 4 9 11 13
 SI 3
 SP 2 3 8
 ST 31 36 37
 BL 13 18 22 23 25 26 30 31 32 33 34 35 49
 51 54 55 60 62 63 64 65

LOW BACK SPRAIN

GB 34
 KI 9
 LV 6
 SP 8 9
 BL 23 24 25 50 51 55

MENSTRUATION (IRREGULAR CYCLE)

CV 1 2 3 4 5 6 7
 GB 26 34 41
 GV 2
 KI 2 3 5 6 8 13 14 15
 LV 1 2 5 9 11
 SP 1 6 9 10
 ST 25 30 36
 BL 18 23 31 32 33 34

MENOPAUSE

UB 31

MENORRHAGIA

CV 3 4 5 6
 HT 1 8
 KI 2 10
 LV 1 2 3 6
 SP 1 2 6 8
 ST 10 12 36
 TW 3
 BL 23 54

MULTIPLE SCLEROSIS

GB 41
 GV 12
 HT 1
 LV 3 5
 SP 10
 ST 43

MUSCLE SPASMS

S 34

MUSCULAR DYSTOPHY

CV 4 6 12

P 6

GB 34 35

GV 4

KI 27

LV 8 13 14

SI 3

SP 6

ST 25 36

BL 20 21 22 25 54 57 60

NAUSEA

CV 12

P 4 6

GB 14

HT 4

LU 4 9 5

LV 3 13

SP 1

ST 18 24 36

TW 5 7

BL 19 21

NECK PAIN

GB 4 20 21 36 39 40

GV 13 14 16

LI 4 11

LU 7

SI 3 6 13 14 15

ST 5

TW 5 10 15 17

NECK SPRAIN

GB 20

SI 3 14

TW 10 16

BL 12 64

NECK STIFFNESS

GB 7 13 19 20 21 36 39

GV 10 14 15 16 18 19

HT 3

LI 1 11

LU 7

SI 3 4 5 7 14 15 16 19

ST 6 11

TW 5 10 12 15 16

BL 1 2 4 10 11 12 64 65 66

NIGHTMARES

K 7

C 3

UB 15

NIGHT SWEATING

H 6

SI 3

INSOMNIA

H7

SP 3 6

K 3 6

REN 24

UB62

S 45

OBESITY

GB 34

LI 4

LV 3

SP 6

ST 36

OTITIS EXTERNA

GB 2

LI 1 4 11

SI 19

ST 7

TW 3 22

OTITIS MEDIA

GB 2 3 12 20 21 41

LI 4 11

SI 14 15 17 19

ST 6 7 36

TW 5 17 19 21

PALPITATION

P 4 6
H 7

PARKINSON'S DISEASE

CV 4
GB 20
GV 4 12 20
SI 3

PNEUMONIA

CV 12 17 22
GV 12 14
KI 24 25 26 27
LI 4 10 11 13
LU 1 5 6 7 9
LV 14
SI 14
ST 13 14 15 16 36
TW 5 6
BL 11 12 13 14 15 20 23 36 37 38

PROSTATITIS

CV 3 4
GV 4
SP 6 9
ST 36
BL 23 28 47

PSORIASIS

P 6
LI 4 11 15
LV 3
SP 6 10
ST 25
BL 25

RECTAL PROLAPSE

CV 2 3 4 8
P 6
GB 20
GV 1 2 4 20
KI 1 5 15
SP 4 6 9 12
ST 15 25 26 36
TW 1 3 7
BL 22 23 24 25 31 32 33 34 57 58

SCAPULA PAIN

SI 8 9 10 11 13 14
TW 15

SCIATICA

GB 25 30 31 32 33 34 35 36 37 38 39 40
GV 3 4
KI 4
LV 4
SP 2 4 6 9
ST 31 36
BL 23 24 25 26 27 28 29 30 31 32 33 34 35
36 37 38 48 49 50 51 53 54 57 58 60 64

SEXUALITY POINTS

DU 4
Ren 4

SHOULDER PAIN

GB 4 20 21 29 30
HT 2
LI 11 14 15 16
LU 2
SI 3 6 8 9 10 11 12 13 14
ST 32 38
TW 3 6 10 13 14 15 16
BL 10 21 37

STOMACH ACHE

CV 9
P 5
GV 8
KI 18
LU 1
SP 2 3 4 5
ST 19 20 21 36

STROKE

CV 12 24
P 5 6 9
GB 12 15 20 21 30 34 39
GV 12 15 16 20 26
HT 9
LI 1 4 9 10 11
LU 10 11
LV 2
ST 36
TW 10
BL 10 18 25 54 62

SWEATING GENERAL

H 5
K 7

SWEATING (PALMS)

L 10
P 8
H 8

SWEATING (ARMPIT)

H 1

SWEATING (SOLE)

K 1

SWELLING

Ren 5 9
Sp 9
UB 20

SYNCOPE

CV 8
GB 43
GV 20 26
HT 3 9
LU 11
LV 1
SI 3 5
ST 36 45
BL 3 38 58

TACHYCARDIA

GB 20
HT 3 7
KI 25
SI 14
SP 19
ST 36
BL 10 11 12 38

THIGH PAIN

GB 30
LV 11
SP 5
ST 32
BL 51

THORACIC DISORDERS

L 7
S 34

THROAT SORENESS

CV 22
KI 1 2 3 6
LI 1 2 3 4 11 17 18
LU 5 6 7 8 9 10 11
LV 3
SI 17 19
ST 9 10 11 12
TW 1 2 3 6
BL 11 15 54

TINNITUS

GB 2 4 10 11 12 20 21 42
GV 4 20
LI 4 5 6
SI 2 3 4 5 9 16 17
ST 36 44
TW 1 2 3 5 17 18 19 21 22
BL 8

TOOTHACHE

CV 24
GB 2 4 5 6 10 12 17
GV 16 26
KI 6
LI 1 4 6 10 11
LV 2 3
ST 6 36 42 44
TW 5 17
SJ 3 5
UB 60
LI 4 specific for lower jaw
ST 44 specific for upper jaw

TRIGEMINAL NEURALGIA

CV 24
GB 1 11 14 20 41
LI 4 11 20
LU 7
LV 3
SI 4 8 18
ST 1 2 3 4 5 6 7 8 36 40 44
BL 2

TRISMUS (LOCKJAW)

CV 24
 GB 7
 GV 20
 LI 4 19
 ST 5 6 7 44
 TW 6 17 22

ULCER (GASTRIC)

CV 10 12 13 14
 P 6 8
 HT 5 7
 LI 4 13
 LU 5
 SP 1
 ST 36 38
 TW 6
 BL 17 18 19 20 22 23 25 38 44 45

UTERUS PROLAPSE

CV 1 6
 GV 20
 KI 1 2 3 11
 LV 8 12
 SP 6
 ST 36
 BL 31 32

VENERIAL DZ (GONORRHEA)

CV 1 2 3 4
 KI 4 7 8 9 10 12 18
 LV 1 4
 SP 6 11 12 15
 ST 25 31
 BL 22 24 26 27 28 31 32 33 34 35 48 57 61

VERTIGO

CV 4 6 12
 P 1 6 7
 GB 3 4 8 13 15 16 17 20 21 34 41 43
 GV 16 18 19 20 21 22 23 24 26
 HT 3 5 6 7
 KI 1 3
 LI 1 2 4
 LU 3 10
 LV 2 3
 SI 3 7 15
 SP 6
 ST 2 7 36 40 41
 TW 2 3 12 23
 BL 1 2 5 6 8 9 10 11 15 16 17 18 20 23 40 58
 60 62 65 66 67

VESSEL DISORDERS

L 9

VOMITING

P 6
 S 30 36
 GB41

VOMITING DUE TO PREGNANCY

CV 22
 P 6
 KI 21
 ST 36
 BL 17

WEAKNESS

S 36
 DU 4

WRITERS' CRAMP

P 5 8
 LI 3 4 5 11
 LU 6 7 9 10 11
 SI 4 6
 TW 4 6

COMBINING LOCAL AND DISTANT POINTS

This technique combines local and adjacent points with distant points.

The adjacent points may be used independently or in combination with the local points. The distant points, generally, are located below the elbows and knees.

Examples:

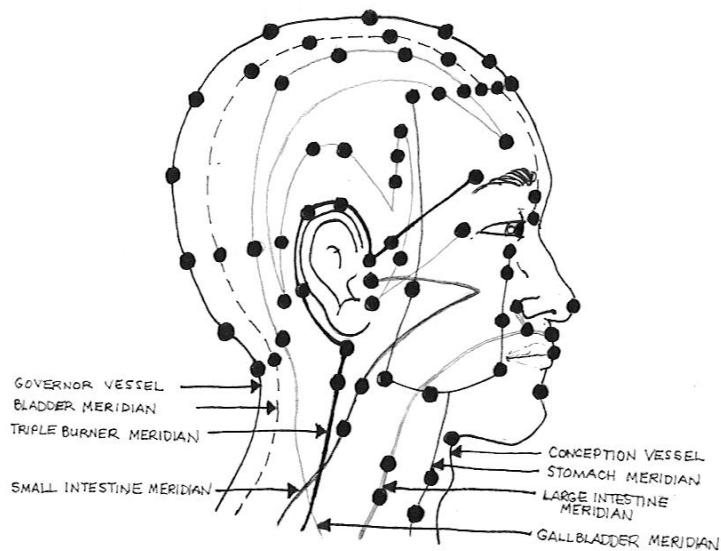
DISEASED AREA	LOCAL POINTS	ADJACENT POINTS	DISTANT POINTS
Forehead	GB14, Yintang	Du20	LI4, S44
Temple	GB8, Taiyang	GB20	SJ3, SJ5, GB41, GB43
Nape	UB10	DU14	SI3, UB60, UB65, SI6, L7
Eye	UB1, S1, Du23, UB2, GB1, GB14, Yintang, Yuyao	GB16	SI6, Liv3, LI4, GB37, S44
Ear	SJ17, SJ21, SI19, GB2	GB20	SJ3, SJ5, GB41, G43
Nose	LI20, Yintang, S2, S3, S6, S7	GB20	L7, LI4, LI11, S45
Mouth and cheek	S4, S6, S7	SI18	LI4, S41, S44
Throat	Ren22, Ren23, SI17	UB10	L10, L11, K6
Chest	Ren17, Ren22	L1, UB13	L5, L7, P6
Costal region	Liv14, GB27	Liv13, UB18	SJ6, GB34
Upper abdomen	Ren12	S21, UB21	P6, S36
Lower abdomen	Ren4, Ren6	S25	Sp1, Sp6, Liv8, UB67
Lumbar region	UB23, UB25	UB32	UB40, SI3, SI6, Du26
Shoulder area	SJ14, SJ15, LI14, LI15, SI9, SI10	GB21	LI4, S38
Knee area	S35, Hedong, Xiyan	S36, GB34, Liv8, UB40	S44, UB60
Rectum	Du1	UB30	UB57

THE PRIMARY SPECIFIC HEALING POINTS FOR EACH INDIVIDUAL BODY PART

BODY PART	POINT
ABDOMEN: UPPER	ST 36 CV 12
LOWER	SP 6 CV 6
ANKLE	BL 60 GB 40
ANUS	LI 4 SP 6
ARMS	LI 4 LI 11 LU 5
BACK: UPPER	BL 60
LOWER	BL 54
BLADDER	SP 6 CV6 CV3
BLOOD	BL 17
BONES	BL 11
BOWELS	SP 6 KI 3
BRAIN	LI 4 LIV 3 GV 16
BREASTS	P 6 LIV 3
CHEEKS	LI 4
CHEST	P 6 LU 7
COCCYX	BL 60
COLON	LI 4 ST 25
EAR	GB 25 KI 3
ELBOWS	LI 4 LI 11
ESOPHAGUS	LI 4 BL 17
EYES	LI 4 LIV 3
FACE	LI 4
FALLOPIAN TUBES	CV 6 SP 6

BODY PART	POINT
FINGERS	LI 4 TH 5
FEET	BL 60
FOREHEAD	LI 4
GALL BLADDER	GB 24 GB40
GENITOURINARY SYSTEM	CV 3 KI 3
GUMS	LI 4
HAIR	BL 54
HANDS	LI 4 TH 5
HEART	HT 7 CV 14
HIPS	GB 30 GB 34
INTESTINES	CV 4 ST 25
JAW	SI 18 LI 4
KIDNEYS	GB 25 KI 3
KNEES	GB 34 BL 60 BL 54
LEG	BL 54 GB 34
LIVER	LIV 14 LIV 3
LUMBAR	BL 60 BL 54
LUNG	LU 1 BL 13
MOUTH	LI 4
MUSCLES	LIV 3 GB 34
NECK	LU 7 LI 4 TH 5
NERVOUS SYSTEM	HT 3 GV 16
NOSE	LI 4 LI 20
OVARIES	SP 6 P 6 GV 3
PANCREAS	LIV 13 ST 36

BODY PART	POINT
PELVIS	SP 6 KI 3
PENIS	CV 3 KI 3 SP 6
PHARYNX	LI 4
RECTUM	BL 60
RESPIRATORY SYSTEM	LU 1 BL 13
SEXUAL ORGANS	CV 3 CV 6 SP 6
SHOULDERS	LI 4 LI 11 LI 15 SI 3
SPINE:	
CERVICAL	LU 7 LI 4
THORACIC	BL 60
LUMBAR	BL 54
STOMACH	ST 36 CV 12 P 6
TEETH	LI 4 ST 45
TESTICLES	CV 3 CV 6 SP 6
THIGH	BL 54



Organ Diseases

- Sensitive Points (if present) + Mu + Shu points + points for symptoms
- (or) Sensitive points + Yuan + Luo + Xi + points for symptoms
- (or) Sensitive points + Earpoints
- (or) Sensitive points + Local points + Distant points on the affected Channel

Local Disorders (elbow pain, for instance):

- Sensitive points (if present) + Local points + Distant points on affected and related Channels
- (or) Sensitive Points + Earpoints for Elbow + Earpoint ShenMen
- (or) Sensitive Points + Tsing points + Local points + Distant points on affected and related Channels

Distal Points

Acupuncture points are not always chosen locally to treat a problem. Often distal points are chosen. These points are generally located quite far from the diseased area (often below the elbows and knees), and are chosen for their ability to treat the problem.

Local Points

There are two kinds of local acupuncture points: classical acupuncture points which are located close to the area of pain, and, points of sensitivity (not actual points) called "AhShi" points, which may also be effective.

Experience Points

These acupuncture points have been proven by clinical experience over time to be very effective in the treatment of a particular disorder.

Interior- Exterior (Yin-Yang)

The twelve regular meridians are paired together into six groups. One of each pair represents the interior (yin) aspect of the relationship while the other represents the exterior (yang) of the relationship. For example the Spleen (yin) and Stomach (yang) are one pair. A Stomach problem may therefore be treated with points on the Spleen meridian.

Front and Back:

Often points are chosen from both the front of the body and the back of the body in order to elicit balance in the acupuncture treatment. A good example of this would be the combination of a Front (Mu) point and a Back (Shu) point in the treatment of a disorder.

Upper and Lower:

Disease in the upper part of the body may be treated by selecting points in the lower part of the body and vice versa. For example, GV 20 on the top of the head is an effective point to treat hemorrhoids. **Left and Right:** Acupuncture points in the right side of the body may be selected for diseases in the left side of the body and vice versa. This type of treatment may be implemented for the purpose of balancing the energy in a meridian on different sides of the body, or in the case of head acupuncture, one side of the head may be treated to affect the opposite side of the body.

Acupuncture Terms and Glossary

Abdominal Distention: Abdominal distention is a common condition, which usually results from over-eating, rather than from a serious illness. Simple weight gain, premenstrual syndrome (PMS), pregnancy, or the unconscious swallowing of air can also cause distention. Abdominal distention is often caused by intestinal gas. This may result from eating fibrous foods such as fruits and vegetables. Legumes such as beans are common sources of intestinal gas. People who are lactose intolerant cannot properly digest dairy foods, and eating such foods may cause distention. Abdominal distention may also occasionally result from the accumulation of fluid in the abdomen, which can be a sign of serious medical problems. There are usually other symptoms in this case.

Acupuncture: The practice of inserting very thin needles in specific acupuncture points or combinations of points on the body to improve health and well-being. There are over 1,000 acupoints that can be stimulated through the insertion of needles.

Allopathy: A term for conventional medicine, used most frequently by its critics. The word was coined by Samuel Hahnemann. See also: Allopathic medicine

Alternative Medical Systems: The precise name of an NCCAM classification for those forms of alternative medicine that are built upon a complete system of theory and practice.

Alternative Medicine: "A group of diverse medical and health care systems, practices, and products that are not presently considered to be part of conventional medicine." Alternatively defined in the Cambridge Advanced Learner's Dictionary as: a wide range of treatments for medical conditions that people use instead of or with western medicine: Alternative medicine includes treatments such as acupuncture, homeopathy and hypnotherapy. See Alternative medicine for additional definitions.

Anal Prolapse: Rectal prolapse is a condition in which the rectum falls downwards and turns inside out. Initially, the rectum stays inside the body, but as the condition worsens, it may protrude outside through the anus. There is often weakness of the anal muscles, which may result in leakage of mucus or stool. Incomplete rectal prolapse involves the abnormal protrusion of rectal mucosa through the anus. There is a partial overlap of this diagnosis with chronic prolapsed hemorrhoids, especially if part of the prolapse is hemorrhoids, and part of the tissue is rectal mucosa. If the protrusion of rectal mucosa is only partial, then this is called a partial mucosal prolapse.

Aromatherapy: The use of essential oils and other aromatic compounds from plants to affect someone's mood or health.

Aromatic Stomacic: Herbs that are aromatic and promote digestion by moving dampness.

Arrhythmia: Cardiac arrhythmia is any of a group of conditions in which the electrical activity of the heart is irregular or is faster or slower than normal. Some arrhythmiae are life-threatening medical emergencies that can cause cardiac arrest and sudden death. Others cause aggravating symptoms, such as an awareness of a different heart beat, or palpitation, which can be annoying. Some are quite small and normal. Sinus arrhythmia

is the mild acceleration followed by slowing of the normal rhythm that occurs with breathing. In adults the normal resting heart rate ranges from 60 beats per minute to 100 beats per minute.

Asklepios: (Latin spelling Asclepius) the Greek god of medicine who treated the sick with the help of his daughters, Hygeia and Panacea.

Ayurveda: "This comprehensive system of medicine, developed in India over 2,000 years ago, places equal emphasis on body, mind, and spirit. The goal is to restore the natural harmony of the individual. An Ayurvedic doctor identifies an individual's constitution or overall health profile by ascertaining the patient's metabolic body type (Vata, Pitta, or Kapha) through a series of personal history questions. The patient's constitution then becomes the foundation of a specific treatment plan designed to guide the individual back into harmony with his or her environment. This plan may include dietary changes, exercise, yoga, meditation, massage, herbal tonics, and other remedies."

Bates Method: An alternative approach to eyesight improvement and maintenance. Recent reviews and clinical trials have failed to show its effectiveness and it is largely considered pseudoscience.

Biofeedback: Links the mind with the body through high-technology devices that allow the mind to control certain bodily functions. In this treatment method, an individual is hooked up to monitoring devices which provide an indication of how brain waves, breathing patterns, muscle activity, sweat gland function, pulse, skin temperature, and blood pressure are responding to relaxation techniques, such as meditation. "Biofeedback has been used to reduce stress, eliminate headaches, recondition injured muscles, control asthmatic attacks, and relieve pain."

Biologically Based Therapies: The precise name of an NCCAM classification for alternative treatments that use substances found in nature and/or some other natural therapy.

Biomedical Model: A conceptual model of illness that excludes psychological and social factors and includes only biological factors in an attempt to understand a person's illness.

Biopsychosocial Model: Sees health, illness and healing as resulting from the interacting effects of events of very different types, including biological, psychological, and social factors.

Blood Deficiency: A lack of blood with signs of anemia, dizziness, dry skin or hair, scant or absent menstruation, fatigue, pale skin and poor memory.

Blood: A broad term to describe the physical blood in the body that moistens the muscles, tissues, skin and hair, and also nourishes the cells and organs. In oriental medical systems many terms have more meaning than in Western medicine--this is one of those. Blood in Chinese medicine is a nourishing substance which cools and moistens the tissues including the skin, and anchors the shen (mind/spirit). Therefore someone who is blood deficient may have dry skin, or their sleep may be disturbed by vivid dreams.

Body Work: The preferred name for massage treatments, because this health profession is trying to disassociate itself from the sex industry. Body work "involves pressing, rubbing, and otherwise manipulating muscles and other soft tissues of the body, causing them to relax and lengthen and allowing pain relieving oxygen and blood to flow to the affected area. Using their hands and sometimes feet, elbows, and forearms, massage therapists may use over 75 different methods, such as Swedish message, deep-tissue massage, neuromuscular massage, and manual lymph drainage. Massage is considered effective for relieving any type of pain in the body's soft tissue, including back, neck, and shoulder pain, headaches, bursitis, and tendonitis.

Borborygmus: Bowel sounds, the gurgling, rumbling, or growling noise from the abdomen caused by the muscular contractions of peristalsis, the process that moves the contents of the stomach and intestines downward. The plural is borborygmi. Bowel sounds are normal. Their absence can indicate intestinal obstruction. Bowel sounds may also be temporarily absent after abdominal surgery. The word "borborygmus" has been rumbling around the English language for some 200 years. Its earliest known use in English dates to 1796. The word arrived from New Latin, but traces its way back to the Greek "borboryzein," which means "to rumble."

Breathing Meditation: Many forms of meditation, especially Asian, focus on breathing in their technique, including yoga, qigong, vipassana, etc. "Deep breathing involves slow, deep inhalation through the nose, usually for a count of 10, followed by slow and complete exhalation for a similar count. To help quiet the mind, one generally concentrates fully on breathing and counting through each cycle. The process may be repeated 5 to 10 times, several times a day."

Calmative: Has a sedative or calming effect on the mind and the nerves.

CAM: An acronym for Complementary and Alternative Medicine. This is an umbrella term for a large range of treatments and theories on the nature of health and illness, many of them unrelated, which have in common that they are not generally accepted by the conventional medical establishment. While some scientific evidence exists for or against some CAM therapies, for most there are key questions that are yet to be answered through well-designed studies, including whether these therapies are safe, whether they work for the diseases or medical conditions for which they are used, and whether the explanations proponents offer for them are correct. The list of therapies included under CAM changes gradually.

Channels: Over 2000 years of empirical practice has mapped out the course of the flow of Qi along the channels and identifies key focus points along these channels. It appears that they were identified to explain the progression of diseases and also by the massaging or needling of the channels, relieving symptoms.

Chelation Therapy: The use of chelating agents such as EDTA to remove heavy metals from the body. While in conventional medicine chelation therapy is used only to treat heavy metal poisoning, some alternative practitioners advocate the use of chelation therapy to treat coronary artery disease.

Chinese Medicine: The group of philosophies embodied by Chinese medicine is more accurately referred to as Oriental Medicine, with roots in many different Asian countries. This millennia-old Asian medical tradition works to bring balance to the body through acupuncture, massage, Eastern herbalism, diet; and lifestyle changes such as martial arts and meditation.

Chiropractics: A popular form of alternative medicine, in which the most commonly utilized intervention is spinal manipulation. Some chiropractors maintain that their spinal adjustments move vertebrae to release pressure on spinal nerves to improve health. "This care involves the adjustment of the spine and joints to influence the body's nervous system and natural defense mechanisms to alleviate pain and improve general health. It is primarily used to treat back problems, headaches, nerve inflammation, muscle spasms, and other injuries and trauma."

Complementary Medicine: Alternative treatments that are used alongside ("complementary to") conventional medicine, especially as palliative care.

Cupping: An adjunctive physical technique of TCM (Chinese Medicine) employed by acupuncturists. It involves creating a vacuum in specialized cups to affect the body. It increases fluid circulation in the tissues and has been shown to reduce inflammation. It is also used on internal problems, including colds, and appears in traditional medicines around the world including Turkish, Romany and Brazilian. You can see Sicilian immigrants using it in "The Godfather II" to treat colic.

Damp Heat: Collection of Dampness and Heat, often resulting in infection (bacterial or viral).

Deficient Blood: Blood is one of the five essential energies of the body in Oriental Medicine. Blood is the physical manifestation of Qi and is responsible for carrying nourishment and moisture to the Organs, tissues, and muscles. Deficient blood shows a general pattern of dizziness; pale, lusterless face; pale lips; dry skin or hair; scant menses; pale Tongue material; thin Pulse.

Deficient Qi: Qi is the fundamental life force or energy that is found in all living things and is formed from the interaction of yin and yang energies. Deficient Qi shows general weakness; pale, bright face; shallow respiration; low or soft voice; spontaneous sweating; pale Tongue material; Empty, weak Pulse.

Deficient Yang: Yang is one of the two fundamental polar energies found in all living things. Yang qualities or conditions are hot, dry, and excessive, on or near the surface of the body. Yang complements yin. Deficient Yang is similar to Deficient Qi but with signs of Interior Cold, including cold limbs; aversion to cold; puffy Tongue; slow Pulse.

Deficient Yin: Yin is one of the two fundamental polar energies found in all living things. Yin qualities or conditions are cold, damp, deficient, and found in the interior of the body. Yin complements yang. Deficient Yin is similar to Deficient Blood, but characterized by "appearance of Heat," including agitated manner; red cheeks; warm palms and soles; night sweats; red Tongue material and rapid, thin Pulse.

Diet-based Therapy: Uses a variety of diets in order to improve health and longevity, to control weight, as well as to treat specific health conditions like high cholesterol.

Disease Models: How people who have studied diseases try to explain them.

Doctrine of Signatures: Developed around 1500 and claims that a plant's physical appearance reveals its medical value. The Doctrine of Signatures is often associated with Western herbalism.

Dysmenorrhea: This condition refers to the pain or discomfort associated with menstruation. Although not a serious medical problem, it's usually meant to describe a woman with menstrual symptoms severe enough to keep her from functioning for a day or two each month.

Dyspnea: Difficult or labored breathing; shortness of breath. Dyspnea is a sign of serious disease of the airway, lungs, or heart. The onset of dyspnea should not be ignored but is reason to seek medical attention. The word dyspnea comes the Greek "dys-", difficulty + "pnoia", breathing = difficulty breathing. Dyspnea is the American spelling and dyspnoea is the British (mis)spelling. Common Misspellings: dyspenia, dyspna, dyspnea, dyspena

Eclectic Medicine: A nineteenth-century system of medicine used in North America that treated diseases by the application of single herbal remedies to effect specific cures of certain signs and symptoms.

Edema: Means swelling caused by fluid in your body's tissues. It usually occurs in the feet, ankles and legs, but it can involve your entire body. Causes of edema include: Eating too much salt, Sunburn, Heart failure, Kidney disease, Liver problems from cirrhosis, Pregnancy, Problems with lymph nodes, especially after mastectomy, Some medicines, Standing or walking a lot when the weather is warm.

Efferent: Neural pathways that have an 'effect'. They carry signals from the body to the central nervous system; e.g. your sense of touch.

Emesis: Vomiting. An emesis basin is usually kept handy for surgery patients recovering from general anesthesia since nausea and vomiting are common in that situation. From the Greek emein (to vomit), from the Indo-European root wem- (to vomit), the source of the words such as wamble (to feel nauseated) and vomit.

Empty Fire: In Excess/Heat conditions where the "Fire" often rises to the head, and there are signs such as splitting headaches; dizziness; red face and eyes; dry mouth; deafness or sudden ringing in the ears. In addition, irritability, frequent anger and insomnia may be present, as well as constipation; dark, scanty urine; red Tongue with rough, yellow moss; and a rapid and full, as well as Wiry, Pulse. This pattern is often seen in Western medicine as essential hypertension, migraine headaches, bleeding of the upper digestive tract, menopausal complaints; eye diseases such as acute conjunctivitis and glaucoma; or ear disturbances such as labyrinthitis, Meniere's disease, or otitis.

Energy Therapies: The name of an NCCAM classification for alternative treatments that involve the use of purported energy fields.

Eructation: The voiding of gas or of a small quantity of acid fluid from the stomach through the mouth. Normally the air in stomach is passed downstream into the intestines. Belching occurs when the stomach air, instead of going down, goes up into the esophagus and is expelled through the mouth. As in gastroesophageal reflux disease (GERD) or heartburn, this process requires that the one way valve between esophagus and stomach (lower esophageal sphincter or LES) relax and allow the regurgitation of air upward into the esophagus and then out through the mouth making a sound.

Exercise-based Therapy: Uses a variety of traditional forms of physical exercise in order to improve health and longevity, and to increase muscle mass, as well as to treat specific health conditions and to relieve stress.

Fascia: Connective tissue which wraps around and is continuous through muscle tissue. It is this connective tissue which the contractile muscle cells pull on to effect movement. It also connects the muscles to tendon bones and each other, for example the fascial sheet at the lower back is an attachment for many different muscles, and therefore tightness in one place can also affect a distant muscle.

Flower Essence Therapy: A sub-category of homeopathy which uses homeopathic dilutions of flowers. This practice was begun by Edward Bach with the Bach flower remedies but is now practiced much more widely, utilizing flowers all over the world. There are numerous makers of flower essences, using the flowers that are local to their region.

Folk Medicine: The collection of procedures traditionally used for treatment of illness and injury, aid to childbirth, and maintenance of wellness.

Gastroesophageal: Gastroesophageal reflux disease. Your esophagus is the tube that carries food from your mouth to your stomach. Gastroesophageal reflux disease (GERD) happens when a muscle at the end of your esophagus does not close properly. This allows stomach contents to leak back, or reflux, into the esophagus and irritate it. You may feel a burning in the chest or throat called heartburn. Sometimes, you can taste stomach fluid in the back of the mouth. This is acid indigestion. If you have these symptoms more than twice a week, you may have GERD.

Grahamism: Recommended hard mattresses, open bedroom windows, chastity, cold showers, loose clothing, pure water and vigorous exercise.

Green Prescription: A card given by a doctor or nurse to a patient, with exercise and lifestyle goals written on it.

Group Modalities: Forms of CAM that an individual must seek out and perform with a group of like-minded people.

Heat: An external or internal "climatic" imbalance or ailment characterized by fever, aversion to heat, overactivity, constipation, dehydration, sparse dark urination, and insomnia. Heat can also progress and penetrate to the interior of the body and frequently combines with damp to create internal heat-damp imbalances. Heat is Yang in character.

Hemorrhoids: Or piles, are varicose veins of the rectum or anus. They are common in middle and later life, often caused by years of chronic constipation. The three different types of hemorrhoids include: Internal hemorrhoids - found inside the rectum. They are painless but tend to bleed. Prolapsed hemorrhoids - a more severe and painful form of internal hemorrhoids. These veins push through the anus and hang out of the body, particularly after going to the toilet. Sometimes, the anal sphincter (ring of muscle) can strangulate veins that hang out permanently. External hemorrhoids - these are like small hemorrhages (bleeds) under the skin around the anus. They feel like hard lumps.

Herbalism: The practice of making or prescribing herbal remedies for medical conditions.

Herbology: The traditional Chinese medical practice of combining plants, minerals, and parts of animals for medical treatment.

Heroic Medicine: Any medicine or method of treatment that is aggressive or daring in a dangerously ill patient.

Holism: The study and advocacy of wholeness in health, science, politics, or any other area of life.

Homeopathy: An alternative medical practice founded on similars. The underlying theory is that disease states are cured by remedies which produce, on a healthy person, similar effects to the symptoms of the patient's complaint. "For example, someone suffering from insomnia may be given a homeopathic dose of coffee. Administered in diluted form, homeopathic remedies are derived from many natural sources, including plants, metals, and minerals. Numbering in the thousands, these remedies have been used to treat a wide variety of ailments including seasonal allergies, asthma, influenza, headaches, and indigestion."

Hydrotherapy: The external use of water in the medical treatment of disease.

Hypnosis: "An altered state of consciousness, it is characterized by increased responsiveness to suggestion. The hypnotic state is attained by first relaxing the body then shifting the client's attention toward a narrow range of objects or ideas as suggested by the hypnotist or hypnotherapist. The procedure is used to access various levels of the mind to effect positive changes in a person's behavior and to treat numerous health conditions. For example, hypnosis has been used to lose weight, improve sleep, and reduce pain and stress."

Hypnotherapy: The treatment of a symptom, disease, or addiction by means of hypnotism.

Integrative Medicine: As defined by NCCAM, combines conventional medical treatments and CAM alternative treatments for which there is some high-quality scientific evidence of their safety and effectiveness.

Interventions: Any attempt to modify a medical or health condition.

Iridology: The study of the iris to determine health. (See also eyology and sclerology.)

Jin Shin Jyutsu: An ancient Japanese technique for energy healing, using deep breathing and the placement of one's hands on specific areas of the body, called Safety Energy Locks (or SELs). It was rediscovered in Japan in the early 1900's by Master Jiro Murai. He taught the techniques to Mary Burmeister in the late 1940s, and she brought it to the US.

Jing: The Substance, or Essence, that underlies all organic life and is the source of organic change. It is thought of as fluid-like, and is supportive, nutritive and is the basis of reproduction and development. It has functions but mainly is seen as the store of energy one is born with, determining a person's constitution. On a continuum it is seen as a more Yin dense Qi, as opposed to Shen (mind/ Spirit) which is a more rarefied Qi giving rise to consciousness.

Journaling: A technique for reducing stress by writing about stressful events in your life.

Leukorrhea: Is the medical term for a certain type of vaginal discharge that is common during pregnancy as well as at other times during your reproductive years. If you have leukorrhea, you may have a thick and sticky vaginal discharge that is white, yellow, or green. It can vary with a woman's menstrual cycle as her hormone levels change. Vaginal discharges are often a sign of vaginal yeast infections, bacterial vaginosis, or sexually transmitted diseases. Leukorrhea may or may not indicate the presence of infection, and it is not usually accompanied by other signs and symptoms, such as itching, pain, burning or irritation, or redness, of the tissue. Only a qualified health professional can tell you whether you have an infection. If you have any unusual type of vaginal discharge during pregnancy or at any other time, always consult your health professional before trying any over-the-counter treatments or home remedies.

Life Extension: A movement, the goal of which is to live longer through intervention, and to increase maximum lifespan or average lifespan, especially in mammals. Researchers of life extension are a subclass of biogerontologists known as "biomedical gerontologists".

Lifestyle Diseases: Diseases that appear to increase in frequency as countries become more industrialized and people live longer.

Lifestyle: Describes the particular attitudes, habits or behaviors associated with an individual.

Lower Warmer: Anatomical location referring to the abdominal area below the navel, especially encompassing the Kidney and Liver (the location of the liver is related to its Meridian pathway in the lower groin). The condition of Damp Heat in the lower Warmer may refer, for example, to an infectious process in the large intestine (dysentery) or in the bladder (urinary tract infection).

Manipulative and body-based methods: The precise name of an NCCAM classification for alternative treatments that are based on manipulation and/or movement of one or more parts of the body (See also manipulative therapy).

Massage Therapy: "Involves pressing, rubbing, and otherwise manipulating muscles and other soft tissues of the body, causing them to relax and lengthen and allowing pain relieving oxygen and blood to flow to the affected area. Using their hands and

sometimes feet, elbows, and forearms, massage therapists may use over 75 different methods, such as Swedish message, deep-tissue massage, neuromuscular massage, and manual lymph drainage. Massage is considered effective for relieving any type of pain in the body's soft tissue, including back, neck, and shoulder pain, headaches, bursitis, and tendonitis.

Meditation: "Mental calmness and physical relaxation is achieved [with meditation] by suspending the stream of thoughts that normally occupy the mind. Generally performed once or twice a day for approximately 20 minutes at a time, meditation is used to reduce stress, alter hormone levels, and elevate one's mood; In addition, a person experienced in meditation can achieve a reduction in blood pressure, adrenaline levels, heart rate, and skin temperature." Other forms of meditation work with focusing or distracting one's attention rather than "suspending the stream of thoughts".

Middle Warmer: Anatomical area below the chest, but above the navel, including the Spleen and Stomach in Traditional Chinese Medicine theory, the term Spleen/Stomach disharmony often refers to a variety of digestive disorders.

Mind-body Connection: Says that the causes, development, and outcomes of an illness are determined as much from the interaction of psychological and social factors as they are due to the biological factors of health.

Mind-body Interventions: The precise name of an NCCAM classification that covers a variety of techniques designed to enhance the mind's capacity to affect bodily function and symptoms.

Moxa: An herbal preparation of Mugwort, dried and rolled into a pole which resembles a cigar. It is not smoked, but used for warming regions on the body including acupuncture points. Use of moxa is called moxibustion. It is one of the techniques of traditional Chinese medicine.

Moxibustion: The practice of burning an herb (Moxa/ artemesia vulgaris) over an area, on a needle or on the skin (with precautions to prevent burning the skin) in order to warm the area. This warming can be used to engender the production of Qi and blood (Tonifying), to promote circulation and healing. In Japanese acupuncture systems the use of moxa is more refined and it can be used for almost anything, to clear heat even in the case of fever.

Muscle Energy Technique: basically involves using motion on the part of the client to facilitate lengthening of muscle tissue to return it to its normal resting length.

Myofascial Release: A technique which releases muscular tension by working on connective tissue (fascia). It is currently thought that the transverse pressure applied induces the peripheral nervous system to release the muscle. It can be effective in any problem featuring tight muscle tissue, and is very effective in relieving myofascial pain.

Natural Health: An eclectic self-care system of natural therapies that purports to build and restore health by working with the natural recuperative powers of the human body.

Natural Hygiene: A variation of the nature cure. Its major practices are fasting, food combining, and a raw food diet.

Natural Therapy: The treatment method used by advocates of natural health.

Nature Cure: The progenitor of naturopathy in Europe. It postulates that all disease is due to violations of nature's laws, and that true healing consists in a return to natural habits.

Naturopathic Medicine: The eclectic practice of Naturopathic Doctors (N.D) using many different natural therapies as treatment. The original method of treatment of Naturopathy was the water cure. Some other treatments are as follows:

- o Acupressure
- o Acupuncture
- o Chinese martial arts
- o Chinese pulse diagnosis
- o Coin rubbing
- o Cupping
- o Five Elements
- o Food therapy
- o Herbology
- o Jing
- o Meridian
- o Moxibustion
- o Neigong
- o Qigong
- o San Jiao
- o Seven star
- o Shen
- o Tao Yin
- o TCM model of the body
- o Trigger point
- o Tui na
- o Yin and yang
- o Zang Fu theory

OPI: Outside Pernicious Influence - Outside factor precipitating a sudden onset of acute illness. In Western medicine terms, this frequently refers to onset of an acute infectious process, such as that seen with the common cold or flu (OPI Wind-Cold or OPI Wind-Heat).

Orifices: The sense organs of the head, including eyes, ears, nose and mouth. In conditions where the orifices are "closed," there is unconsciousness.

Orthopathy: Started in 1802 in the US and developed into the natural hygiene movement.

Otitis: Otitis media. Ear infections are the most common illnesses in babies and young children. Most often, the infection affects the middle ear and is called otitis media. The tubes inside the ears become clogged with fluid and mucus. This can affect hearing, because sound cannot get through all that fluid.

Patent Formulas: A pre-made medicinal, usually based on a Classic TCM decoction. Patents come in many forms, plasters, ointments, liniments, syrups, liquors, but are usually in pill form.

Patent Medicines: Like Western Over-The-Counter drugs, generally for more minor conditions. Typically, they are used for acute conditions like onset of colds or for chronic but stable conditions, like asthma. Patent medicines are more convenient than brewing decoctions and thus are highly suited for taking outside of the home.

Pattern Discrimination: The method by which Chinese Pathology is classified. Unlike Western medicine, the disease entity is not the basis. Pattern Discriminations are much broader and based primarily on how the condition is manifesting in the individual patient.

Physical Educators: Teach physical fitness and exercise.

Peritonitis: Is an inflammation (irritation) of the peritoneum, the tissue that lines the wall of the abdomen and covers the abdominal organs.

Plum Blossom: (Chinese medicine) The name of both a tool (also called "Seven Star") and a technique in traditional Chinese medicine, as well as a metaphor used by several different Chinese martial arts.

Positional Release: A highly useful technique born of osteopathic practice, based on the idea that finding a position of a muscle where it is under no strain (position of ease) allows the muscle to release. It is thought that this position allows the nervous system to reset afferent stimulus holding the muscle in a contracted and painful position by minimizing the painful stimuli. It is performed by the therapist by moving a joint gently without the participation of the client, in different ranges of motion, while ease is determined by palpation and the feel of the movement. It can also be done with the client giving feedback about pressure on a tender point.

Professionalized Modalities: A professional used in this context is referring to a person engaging in a given activity as a source of livelihood or as a career. It is a provider-based therapy where someone who is knowledgeable about a specific alternative health therapy provides care or gives advice about its use. It refers to all doctor/patient relationships where the professional is functioning in the role of a doctor, whether licensed or not. The professional is providing some type of treatment or therapy which the patient cannot perform on themselves.

Progressive Relaxation: "This therapy involves the successive tensing and relaxing of each of the 15 major muscle groups. Performed lying down, one generally begins with the head and progresses downward, tensing each muscle as tightly as possible for a count of 5 to 10 and then releasing it completely. Often combined with deep breathing, progressive relaxations are particularly useful for reducing stress, relieving tension, and inducing sleep."

Qi: This Chinese word is usually translated as energy, or vital energy. The character is formed of a pictogram meaning rice and another meaning steam or vapour. Together they imply that Qi can be material or immaterial, and has a connotation of the transition from one state to another. This is the way it is seen in Qigong practice and Chinese medicine. There is a continuum from the solid material Qi (Jing) to the Qi which we

influence with needles, massage or exercise (and herbs) through to the more rarefied Shen (mind/spirit). By working on the quality of Qi, one can therefore benefit ones physical constitution, and the quality of ones consciousness.

Qigong: An increasingly popular exercise aspect of Chinese medicine. Qigong is mostly taught for health maintenance purposes, but there are also some who teach it, especially in China, for therapeutic interventions. There are hundreds of different schools, and it is also an adjunct training of many East Asian martial arts. The term Qigong is relatively recent and refers to physical practices which aim to work on Qi. The character Gong means, work, or endeavour, so it is working on one's Qi. There are hundreds of different systems of Qigong, often stemming from family traditions or martial arts schools, and many variations to those systems. They are given the label of internal exercises as they work on one's internal systems. Some Qigong involves movement; other systems hold static postures. Seated meditation can also be seen as Qigong, and some believe that any exercise can be Qigong if the right intention and presence of mind is brought to it.

R-A Therapy: An alternative cancer therapy utilizing natural substances that purports to induce re-differentiation and apoptosis in tumors so as to cause a reduction of cancer cell numbers or an elimination of aggregations of malignant cells.

Reiki: Purports to be an energy healing therapy, which is claimed to help the body's ability to heal itself through the flow and focusing of healing energy (reiki means "ghostly energy"). During treatment, this healing energy is said to be channeled through the hands of a practitioner into the client's body to restore a normal energy balance and health. Energy healing therapy has been used to attempt treatment of a wide variety of ailments and health problems and is sometimes used in conjunction with other alternative and conventional medical treatments.

Self-care Modalities: Forms of CAM that individuals can perform by themselves, even if they need to be trained to do so. These cover techniques that can be self-taught with the aid of books or instructional videos, or can be learned from an experienced practitioner. Although some initial training is needed, once these techniques are learned, you will need no additional outside assistance unless you want to improve your skills.

Seven Emotions: Sadness, fright, fear, grief, anger, joy (extreme excitability) and pensiveness. These are all considered as potential causes of illness.

Shen: The spirit and mental faculties of a person which include the zest for life, charisma, the ability to exhibit self control, be responsible, speak coherently, think and form ideas and live a happy, spiritually-fulfilled life. Mind or Spirit. It is seen on a continuum as a rarefied, more yang form of Qi, as opposed to Jing, a condensed store of Qi. Shen gives rise to conscious thought and all spiritual considerations of the human condition. It was thought by the Taoists to reside in the head or brain, and by the Confucians to reside in the heart. It can be subdivided into constituent parts in diagnostic terms: will (zhi), intent (yi), mind (shen), ethereal soul (hun), and corporeal soul (po).

Six External Evils: Like the seven emotions, causes of illness and disease. Also known as the six climatic factors, the six excesses and the six evil qi. The six external evils are terms from nature that are used to describe the condition. These include wind, cold, summer heat, dampness, dryness and fire. Terms are also used metaphorically to indicate the behavior of a particular ailment or condition.

Stagnation of Blood (or Congealed Blood): The Blood has become obstructed and is not flowing smoothly. There is sharp, stabbing pain accompanied by tumors, cysts or swelling of the Organs (most commonly the Liver).

Stagnation of Qi: (or Stuck Qi) The normal movement of Qi is impaired, where it does not flow through the body in a smooth and orderly fashion. Stagnant Qi in the limbs and Meridians may be the origins of pain and aches in the body. Stagnation of Qi in the Lungs may result in coughing and dyspnea. Stagnation of Qi in the Liver may result in distension in the ribs and abdomen, or elsewhere, including breast distension.

Stagnation: A blockage or buildup of qi or blood that prevents it from flowing freely. Is a precursor of illness and disease and is frequently accompanied by pain or tingling.

Stomach Heat: Too much heat in the stomach is represented by bad breath, bleeding or swollen gums, burning sensation in the stomach, extreme thirst, frontal headaches and/or mouth ulcers.

Summer Heat: Overactive functioning of an organ system resulting in symptoms of thirst, aversion to heat and craving for cold, infection, inflammation, dryness, red face, sweating, irritability, dark yellow urine, restlessness, constipation and "hyper" conditions such as hypertension.

Sweat Therapy: The combination of group counseling/psychotherapy with group sweating. Group sweating is social interaction while experiencing psycho physiological responses to heat exposure. Group sweating has strong cultural validity, as it has existed throughout the world for thousands of years to promote well-being. Examples include the Finnish Sauna, the Russian Bania, the American Indian Sweat Lodge Ceremony, the Islamic Hammam, the Japanese Mushi-Buro, and the African Sifutu. Sweat therapy has been found to accelerate and intensify counseling process. Sweating procedures are beneficial for the prevention and treatment of some lung, heart, and skin problems. It promotes deeper sleep, pain relief, muscle relaxation, and has been helpful in treating insomnia and arthritis. It also promotes positive effects on feeling states.

Syncope: Syncope (SIN'ko-pe) is temporary loss of consciousness and posture, described as "fainting" or "passing out." It's usually related to temporary insufficient blood flow to the brain. It's a common problem, accounting for 3 percent of emergency room visits and 6 percent of hospital admissions. It most often occurs when the blood pressure is too low (hypotension) and the heart doesn't pump a normal supply of oxygen to the brain. It may be caused by emotional stress, pain, pooling of blood in the legs due to sudden changes in body position, overheating, dehydration, heavy sweating or exhaustion. Syncope may occur during violent coughing spells (especially in men) because of rapid changes in blood pressure. It also may result from several heart, neurologic, psychiatric, metabolic and lung disorders. And it may be a side effect of some medicines.

Tai Chi: A set of smooth, flowing exercises used to improve or maintain health, create a sense of relaxation and keep qi flowing.

Taiji: The supreme ultimate or great polarity. This is represented by the commonly known yin-yang symbol and is the name given to the popular internal martial art Taiji.

Ch'uan: Great polarity fist (the word Ch'uan means fist, boxing, grasping but also letting go in different contexts). It is a core principle in oriental thought and medicine. Diagnosis uses the idea of the interconnectedness, interdependence, and mutually transforming nature of yin and yang to understand disharmony in the person and how this affects health.

Tantra: Emphasizes a ritual connection with elements from an Indian cultural background. Tantric tradition uses sexual rituals for spiritual development.

Tao: The ancient philosophy of oneness in all creation.

TCM: The abbreviation for Traditional Chinese Medicine.

Therapeutic Nihilism: Skepticism regarding the therapeutic value of drugs or medical treatment voiced by physicians. The Hippocratic Oath exhorts doctors to avoid therapeutic nihilism.

Thomsonianism: A form of herbalism in use during the 19th century in the US.

Tibetan Eye Chart: A mandala-like chart used to improve eyesight through exercise.

Tinnitus: Causes of tinnitus include hearing loss, exposure to loud noises or medicines you may be taking for a different problem. Tinnitus may also be a symptom of other health problems, such as allergies, high or low blood pressure, tumors and problems in the heart, blood vessels, jaw and neck. Treatment depends on the cause. Treatments may include hearing aids, sound-masking devices, medicines and ways to learn how to cope with the noise.

Tonification/Tonify: To nourish, support or strengthen the condition of qi, blood or weak organ function.

Toxicity: Applies to any inflammation, infection or severe heat disease.

Traditional Chinese Medicine (TCM): A system of health care which is based on the Chinese notion of harmony and balance inside the human body as well as harmony between the body and its outside environment. The medical system that originated in China approximately 3000 years ago. It consists of not only Acupuncture, but Herbology, Massage (Tuina), Exercise (Tai Qi), Moxabustion, Cupping, Nutrition, and others. TCM has its own pathology system, which uses a broader characterization of illness (Pattern Discriminations) than Western Medicine's disease based pathology system. Constantly refined and improved over the course of its history, it offers treatments for a wide variety of ailments, both chronic and acute. Its effectiveness, low cost, less invasive nature, and low incidence of side-effects have made it an attractive alternative to conventional care.

Traditional Japanese Medicine: Pre-Western Japanese medicine was strongly influenced by traditional Chinese medicine and is often seen as a sub-category of TCM.

Trigger Points: Areas of myofascial (muscle) tissue where the local circulation has been impeded to the extent that they are held in contracture. They are exquisitely painful and are characterised by referred pain patterns. That is, the point causes pain elsewhere in the body. They form in muscle that is held in undue stress for long periods and pain can be managed by releasing them. The patterns of referral and common sites of trigger point formation have been mapped and often correspond with acupuncture points and channels.

Triple Burner or Triple Warmer: Represents the three production centers for warm energy and water. The upper burner is the heart/lung system, the middle burner is the spleen/stomach, and the lower burner is the kidney/bladder/intestines.

Triple Warmer: Also called "Triple Burner" and San Jiao in Chinese. In Oriental Medicine, this is a yang organ or, more precisely, an "energy system that has no equivalent in conventional medicine. The Triple Warmer is crucial to all phases of digestion and has three parts: The Upper Burner (from mouth to Stomach); the Middle Burner (from Stomach to Large Intestine); and the Lower Burner (from Small Intestine to the Rectum).

Tuina: Traditional Chinese massage technique that focuses on meridians and acupoints.
Upper Warmer: Anatomical area including the head and chest.

Uropathy: A specialized branch of alternative medicine, including any sort of oral or external application of urine for medicinal or cosmetic purposes.

Visualization: Or guided imagery, "involves a series of relaxation techniques followed by the visualization of detailed images, usually calm and peaceful in nature. If used for treatment, the client may visualize his/her body as healthy, strong, and free of the specific problem or condition. Sessions, conducted in groups or one-on-one, are typically 20-30 minutes and may be practiced several times a week. Guided imagery has been advocated for a number of chronic conditions, including headaches, stress, high blood pressure, and anxiety."

Wei qi: Defensive energy, the TCM equivalent of the immune system.

Wei Stage of Febrile Disease: The first stage of Four Stages of Febrile Disease. The Wei Qi is the protective Qi of the body. This stage develops when an OPI is in the first depth of the body, with symptoms such as fever, a slight fear of cold, headache, and coughing, slight thirst, with or without perspiration. It is often an early stage of OPI Wind-Heat syndrome, seen with the common cold or flu.

Wei Syndrome: Weakness and eventual wasting of the musculature, especially of the lower extremities, and the resultant impairment of motor function.

Wellness: Has been used in CAM contexts since Halbert Dunn began using the phrase "high level wellness" in the 1950s, based on a series of lectures at a Unitarian Universalist Church in Arlington, VA. Wellness is generally used to mean a healthy balance of the mind-body and spirit that results in an overall feeling of well-being.

Western Medicine: The biological and biochemistry based medical system used in the United States and most Western nations. Sometimes people use the word Allopathy, but this term is so broad that it includes both TCM and Western Medicine. Western Medicine is the treatment of choice for many life-threatening conditions, including trauma, heart attack, stroke, and cancer.

Wholeness: More than mere completeness or fullness. It implies a reality, system or truth in which all parts or aspects are present in right and healthy relationship with each other. This right relationship—or synergy—is a major factor in the whole being "greater than the sum or its parts". From the perspective of preferential wholeness, a healthy

person is more whole than an ill or injured one, and curing or fixing them is central to their healing. In contrast, from the perspective of existential wholeness, illness and injury are part of the larger wholeness of life, and real healing would entail appreciation and positive engagement with illness and injury as well as wellness.

Wind In: Traditional Chinese Medicine theory, this refers to anything that has sudden onset and movement. This may refer to sudden onset from an Outside Factor, such as the common cold or flu (OPI Wind-Cold or Wind-Heat) as seen in an infectious or contagious disease. Or, this may refer to sudden onset from the inside, such as Internal Wind (often referred to as Liver Wind), where there is dizziness, tinnitus, numbness of the limbs, tremors, convulsions and stroke (apoplexy). Because Wind is associated with movement, it is often recognized by signs that move from place to place, such as itching or skin eruptions that change location, spasms, tremors of the limbs, twitching, dizziness, or joint and muscle pains that move throughout the body. Wind symptoms are sudden and acute, frequently occurring in the spring, and commonly occur in tandem with other external causes of illness, especially cold.

Wind: Causes the sudden movement of a condition. Examples are a rash that is spreading, onset of colds, fever, chills, vertigo, spasms or twitches.

Wind-Cold: An OPI condition (acute, infectious disease) characterized by headache, soreness due to obstructed Meridians; relatively severe chills; low fever; white, moist Tongue moss; floating, tight Pulse.

Wind-Heat: An OPI condition (acute, infectious disease) similar to Wind-Cold, however the fever tends to be higher and the chills are less pronounced; the Pulse is floating and fast; the Tongue is dry and reddish, with a yellow moss.

Yang Deficiency: A cold condition due to lack of the heating quality of yang. Symptoms include lethargy, poor digestion, cold, lower back pain and decreased sexual drive.

Yang: In the Taiji symbol, the white half with the seed of black in it. The parts making up the Chinese character mean the sunny side of a hill. It describes the active part of nature, the more airy, moving, hot and ascending qualities of the world, human physiology or disease. Yin and yang are seen as a dynamic interface which is interdependent, transforming and mutually supportive. There cannot be one without the other and each contains the potential of its opposite.

Yin Deficiency: A heat condition that results in symptoms of night sweats, fever, nervous exhaustion, dry eyes and throat, dizziness, blurred vision, insomnia and a burning sensation in the palms of the hands, soles of the feet and the chest.

Yin: In the Taiji symbol, Yin is represented by the dark half with the seed of white in it. The Chinese character means the dark side of a hill which shows us the roots of the philosophy in the natural world. It describes the passive part of nature, the more solid, grounded, still cold and descending qualities of the world, the person or illness. Yin and yang are seen as a dynamic interface which is interdependent, transforming and mutually supportive. There cannot be one without the other and each contains the potential of its opposite. Represents cool and the substance of the body, including blood and bodily fluids that nurture and moisten the organs and tissues.

Yoga: A diverse and ancient East Indian practice. There are many different styles and schools of yoga. It is generally a combination of breathing exercises, physical postures, and meditation that calms the nervous system and balances body, mind, and spirit. It is thought to prevent specific diseases and maladies by relaxing the body, deepening respiration and calming the mind. Yoga has been used to lower blood pressure, reduce stress, and improve flexibility, concentration, sleep, and digestion. It has also been used as supplementary therapy for such diverse conditions as cancer, diabetes, asthma, and AIDS.

Zangfu: Describes the solid organs (zang) that store vital substances and the hollow organs (fu) which are responsible for transportation.





针灸学术语和词汇表 (Acupuncture Terms and Glossary)

腹胀

腹胀是一种普通的症状，比起由一种危险疾病引起而言，腹胀经常是由于进食过多。普通的体重增加，经前综合症，怀孕，或是无意识吞气也会导致腹胀。由于肠内气体积聚而导致的腹胀，是通过人们进食诸如水果和蔬菜之类的纤维食品而产生的。诸如豆子之类的豆荚科植物也是肠气的一个来源。不进食乳糖的人是不能正常的消化日常食物。腹胀偶尔也可能是因为腹液积聚，这是严重健康问题的预警信号，病人也经常伴随其他症状。

针灸

针灸是在人体特定的针刺点或同时几个针刺点上插入非常细小的针，来改善人体健康和达到心态安宁。针刺法总共有超过1,000多个针刺点。

对抗疗法

传统医学的一种术语，此术语经常被其评论家们使用。这个术语是由Samuel Hahnemann创造的。也称之为：对抗疗法医学。

他类医疗系统

他类医疗系统是美国针灸和东方医学认证委员会(NCCAOM)对于其他建立在完整的理论和实践系统基础上的医学的分类名称

他类医学

他类医学：“多种保健系统，实践体系，和尚未被确认为传统医学产品的集合。”

在剑桥进修词典里其他类被定义为：人们大范围使用或连同西药一起使用诊治医疗情况的治疗方式：他类医学包括针灸，类似疗法，催眠疗法。注意他类医学的其他定义。

脱肛

脱肛：直肠脱垂是直肠下垂并且向外翻。最初，直肠是在身体内部的，但是当状况变糟时，直肠通过肛门伸到外面。肛门肌肉特别脆弱，这可以导致尿或尿的遗漏。不完全的脱肛涉及直肠黏膜通过肛门高突。这种疾病的症状和慢性脱垂性痔局部相同，特别是如果脱垂部分是痔疮，组织部分是直肠黏膜。

芳香疗法

芳香疗法：这种疗法是用取自树木的香料油和其他苯化合物来影响一个人的心情或健康。

芳香化湿药：芳香的草药，通过转移湿气来增进消化。

心律失常

心律失常是心电活动异常或快(慢)于寻常的任一状况。一些心律失常对生命有危险的医疗紧急情况，这能引起心搏停止和突然死亡。另一些心律失常也能引起症状恶化，比如异于寻常的心跳察觉，

或者令人烦恼的心悸。一些是非常小和平常的。窦性心律失常是和缓的加速后伴随呼吸的正常节奏的减速。成人的静息心律从每分钟60跳到每分钟100跳。

艾斯库累普

医药及塔的守护神伊姆贺特普 (Imhotep/Imouthis) : 是建筑师, 医生, 更是第三王朝Zoser王的宰相, 为Zoser王在塞加拉(Sakkara)建造了阶梯金字塔。在他死后被奉为医药之神及布达神之子, 与透特神同为书记的守护神; 希腊则尊之为Asklepios。 .

Ayurveda

阿育吠陀。生命吠陀医学。印度草医学。生命科学疗法。印度古老的生命医学, 强调植物精华成分的疗效, 以达到身心的净化与和谐源于Ayus (生命) 与Veda (知识和智能) 的组合。这个科学和哲学的组合, 能透过身、心、情绪和灵性等四个不同的角度, 找出最适合自己的身心疗程。Ayurveda所象征的是属于身体的生命知识, 包括: 感官、心灵和灵魂的安适。Ayurveda大致是藉由药草、饮食计画、心理学、古老的印度祈祷经文、以及星象学等几个不同层次领域, 来进行生命的疗程。它的草本自然疗法近来常被欧美时髦的Spa中心所采用, 现在甚至连某些纤体中心与瘦身产品也声称取法Ayurveda的精神, 使用印度的木苦没药树提取物Gugulipid作为瘦身成分。

贝茨法

贝茨法是一种达到改善和维护视力的方法的选择。目前的审查和医学试验不能证明其有效性, 以至很多人认为这个是伪科学。

生物反馈技术

生物反馈技术。一种心理疗法。生物反馈 (Biofeedback) 技术主要源于自主神经系统的工具性条件反射, 可用于行为医学、应激研究和应激管理策略这些研究领域。生物反馈是采用电子仪器准确测定神经—肌肉和自主神经系统的正常和异常活动状况, 并把这些信息有选择地放大成视觉和听觉信号, 然后反馈给受试人。目的是通过一系列训练和治疗步骤, 帮助受试人逐步了解原来并不为他所感知的肌体状况的变化过程, 通过学习与控制仪器所提供的外部反馈信号, 从而学会自我调节内部心理生理变化, 达到预防和治疗特定疾病或优化生理心理状态的目的。

生物疗法

生物疗法是美国针灸和东方医学认证委员会(NCCAOM)对于用天然材料和(或)自然疗法的其他治疗方式的简称。

生物医学模式

生物医学模式是一种不因心理和社会因素引起而仅限于生物因素的概念模型。

生物心理社会模式

生物心理社会模式是一种由于生物, 心理和社会因素的互相影响导致健康, 疾病和治疗的^{概念模型}。

贫血

贫血是缺乏血液伴随贫血症，晕眩，皮肤或头发干燥，月经缺乏，疲劳，皮肤苍白和记忆差之类的信号。

血液

血液是西方医疗系统给予体内滋润肌肉，组织，皮肤和头发，滋养细胞和器官的血液的广义定义。比起西方医疗系统，东方医疗系统对此有更多的解释。中医对血液的解释是：冷却和滋润包括皮肤在内的组织及定神的滋养物质。因此一个贫血的人会产生皮肤干燥或逼真的梦。

体外治疗

体外治疗是按摩疗法的另一称呼，因为这个健康专业正尝试性脱离性产业的影响。体外治疗涉及指压，按摩，推拿肌肉和身体的其他软组织，使人放松和伸长并且输送氧气和血液到受影响区来消除疼痛。按摩师们经常使用手，有时是用脚，胳膊肘，和前臂。他们可以使用超过75种方式的按摩法，比如瑞典按摩疗法，深组织按摩疗法，神经肌肉按摩疗法和淋巴排毒按摩疗法。按摩被认为是最有效的消除疼痛存在于人体的软组织(背，颈，肩痛，头痛，滑囊炎，腱炎)的方式。

腹鸣

肠音，诸如从腹部发出且由肌肉蠕动收缩引起的咕噜声，隆隆声，咕咕杂声。其总称即是腹鸣。肠音是比较普遍的。一个人如果没有肠音是肠梗阻的信号。腹部手术也可以使人在短期内暂失肠音。腹鸣被纳入英语语言至今已有200多年历史。其最早出现在1796年。该单词来源于新拉丁语，后又发展为希腊语。

呼吸沉思疗法

呼吸沉思疗法：沉思的很多方式，

特别是亚洲人关注于他们的呼吸方式，包括瑜伽，气功，内观等。”

深呼吸涉及通常10次左右的通过鼻子缓慢深吸和深吸。为了帮助静心，一个人可以全神贯注于每次呼吸。整个过程可以持续5至10分钟，每天几次。

镇静剂

镇静剂对思维和神经有镇定或镇静的作用。

CAM

互补药及替代药的缩写。它包括涉及健康和疾病本质的诊疗方式和理论，很多和传统医学系统无关。很多科学证据反对一些未通过精心研究解答的CAM诊疗方式及其安全性，有效性和精确性。CAM很多诊疗方式逐渐在改变。

经脉

中医学认为，经络之大者是为经脉，经脉的分支为络脉，是人体中联络脏腑与肢体，运行气血的通道。人身有十二条连接脏腑与肢体的经脉，又为十二正经或十二经常脉，与八条奇经，又称奇经八

脉。手足各有三条阴经连接五脏与心包，三条阳经连接六腑，阴阳经脉又在体内和肢体末端相互连接。奇经八脉与十二正经相连，共同调节身体各部分的气血供用。头顶百会穴为阳脉会聚之处，腠底会阴穴为阴脉会聚之所。

螯和疗法

EDTA之类的螯和剂的使用，用来移除体内的重金属。在传统医学，螯和疗法仅被用在治疗重金属中毒，一些其他操作者提倡用螯和疗法治疗冠心病。

中医

源自於中国，以中医药理论与实践经验为主体，研究人类生命活动中健康与疾病转化规律及其预防、诊断、治疗、康复和保健的鸚ytW，至今已有数千年的历史。中医以阴阳五行作为理论基础，通过望、闻、问、切，四诊来探求病因、病性、病位、分析病因及人体内五脏六腑、经络、血津液的变化、从而得出病名，使用中、针灸、推拿、按摩、拔罐、刮痧、灸、食、音等多种治手段，使人体达到康复。

手疗法

手疗法是通过按摩或针刺手部特定穴位，经感觉神经传导至内脏和大脑等器官，以达到防治疾病的独特疗法。因双手一年四季暴露在外，取穴、按摩或针刺不受季节条件限制，具有方便、灵活的优势。针刺手部穴位治疗假性近视，较为疼痛，有的人不易接受；而采用手穴按摩，基本无痛苦，刺激却能传导到眼部和肝脏，具有标本兼治、见效快的特点，且人人能做，方便适宜。

补充医疗方式

传统医医疗方式的选择性治疗方式。比如临终关怀，并非是一种治愈疗法，而是一种专注于在患者在将要逝世前的几个星期甚至几个月的时间内，减轻其疾病的症状、延缓疾病发展的医疗护理。临终关怀目标是提高患者的生命质量，通过消除或减轻病痛与其他生理症状，排解心理问题和精神烦恐，令病人内心宁静地面对死亡。同时，临终关怀还能够帮助病患家人承担一些劳累与压力。

拔罐疗法

“拔火罐”是民间对拔罐疗法的俗称，又称“拔管子”或“吸筒”。它是借助热力排除罐中空气，利用负压使其吸着于皮肤，造成瘀血现象的一种治病方法。这种疗法可以逐寒祛湿、疏通经络、祛除淤滞、行气活血、消肿止痛、拔毒泻热，具有调整人体的阴阳平衡、解除疲劳、增强体质的功能，从而达到扶正祛邪、治愈疾病的目的。所以，许多疾病都可以采用拔罐疗法进行治疗。比如：人到中年，筋骨疼常见，按中医的解释多属风湿入骨。拔火罐时罐口捂在患处，可以慢慢吸出病灶处的湿气，同时促进局部血液循环，达到止痛、恢复机能的目的，从而治疗风湿“痹痛”筋骨酸楚等不适。

湿热/温热

潮湿和温热的集合，经常导致发炎(细菌和病毒)。

贫血

贫血在临床上是一种常见症状，但它不是一种疾病，而是许多种疾病的共同特征。在一定容积的循环血液内红细胞计数、血红蛋白量以及红细胞压积均低于正常标准者称为贫血。

气短

气是所有生命之生命之源和能量所在，也源自阴阳能量的相互影响。气短的人身体虚弱，脸苍白，脸膛发亮，浅呼吸，声音疲软，自汗，舌发白，心博微弱。

缺阳

阳是生命两大支柱之一。阳表现为身体表面上的热和干，体现了阳的质量和状况。阳补充阴。缺阳除了内冷(四肢冷，厌冷，舌肿，脉搏缓慢)其他和气短比较相似

缺阴

阴是生命两大支柱之一。阴表现为身体内部的冷和湿，体现了阴的质量和状况。阴补充阳。缺阴和缺血相似，但是具有“发热迹象”的特征，包括激动不安，红颊，手掌温和，夜汗，舌发红和持续的细脉。

饮食疗法

饮食疗法，简称食疗，是指应用具有药理作用的食物防治疾病、保健强身的一种方法。按照中医理论认为“医食同源”、“药食同源”，很多中草药，既可做为治疗疾病的药物，同时也是很好的食品，就是我们日常生活中的很多蔬菜、水果常常也都具有食与药两方面的性能。因此，这些食品既可为食又可为药，就成为了饮食疗法丰厚的物质基础。

疾病类型

研究疾病的人对疾病的解释。

植物论

阐述了一种植物的物理性质显示了它的药用价值。

痛经

妇女行经期间或行经前后可以有轻微腹痛、下坠等不适，这是正常现象。但若这些不适明显变重，以致影响工作及生活而需要治疗，则称为痛经。痛经可分为原发性和继发性两种。原发性痛经于初潮后即开始，多为功能性，以未婚未育年轻女性多见；继发性则在行经一段时间后出现，多为器质性，常见原因有子宫内膜异位、盆腔炎、戴避孕环等。疼痛多在行经数小时后，或在经前1~2天开始，经期加重。可为腹绞痛、胀痛、坠痛，疼痛剧烈时可有恶心、呕吐、面色苍白、四肢发冷，甚至虚脱等。

呼吸困难

无论是在轻微的运动之后，还是在休息的时候，如果发现在呼吸时有吸不进气，只呼不吸的感觉，或者是呼吸很快，都可能是由於心脏病或者是呼吸系统的疾病。若在吃饭时突然发生呼吸困难，可能是由於窒息，要施行急救，否则病人就有得不到氧气供应的危险。所有呼吸困难的病症都是十分严重的，需要紧急治疗，不能耽误。

折衷医学

北美在19世纪使用的一种通过单一草药来影响特定疾病的特定症状来治疗疾病医治系统。

水肿

人体组织间隙内有过量液体积聚使组织肿胀。一般全身性水肿意味着有严重的疾病，但身体某一部分水肿，虽只表示某一部位的局部病变，也可表示全身性疾病。当浮肿伴有其他不适时要引起注意，可能是疾病所致。肾脏病是引起浮肿的重要原因，因为体内水分的调节主要由肾脏完成。如伴有尿量和尿色变化、尿中有泡沫、腰酸腰痛等，更应考虑肾脏疾病，需进一步作尿液检查和肾功能检查等。其他可引起浮肿的疾病还包括心脏病、肝病、营养不良、甲状腺疾病、丝虫病等。有些药物如激素、某些降压药、吗啡类药物等都会引起浮肿，停药后浮肿就会消失。

输出道

具有一种“感触”的神经通路。它们携带从身体内部到中部神经系统的信号。比如，触觉。

呕吐

呕吐。由于作呕和呕吐是全身麻醉手术后的常状，医院为此类病人术后恢复所准备的呕吐盘。晕和呕吐由希腊语emein(作呕)发展而来。

虚火

中医讲究阴阳平衡，因而，对所谓火的情况有两种大的解释。

一个是机体相对平衡，尤其外来影响或内服不当之物而把阴阳平衡中的阳过分引强。这种情况下的上火谓为实火。在临证处理里，以清火降热为原则。另一个情况是，机体产生了不平衡，形成阴虚体质。在这种阴虚体质下，机体会因为不平衡而自生无力虚热，中医谓之虚火。对虚火情况，中医处理不以降火为主，而是养阴为主，必要时也可以养阴基础上，加小许能清虚热之品。

能量疗法

NCCAOM给予另一种使用传说中的能量场疗法的称谓。

打嗝

在我们的胸腔和腹腔之间，有一个像帽子似的厚厚肌肉膜，称为膈肌，将胸腔和腹腔分隔开。和身体其他器官一样，膈肌也有神经分布和血液供应。当引起打嗝的诱因刺激传导给大脑以后，大脑就会发出指令，使膈肌出现阵发性和痉挛性收缩，于是就出现打嗝。连续性或顽固性的呃逆，常因脑

病、尿毒症、糖尿病并发酮中毒等紧急情况引起。还有许多严重疾病也可引起顽固性呃逆，特别值得一提的是，如果病情危重的人出现顽固性呃逆，常常提示预后不良。

锻炼疗法

运用传统体格锻炼方式来改善健康和增加寿命，并增加肌肉，治疗特定健康状况和舒缓压力。

筋膜

人体皮下结缔组织的一种,有深浅之别。浅者结缔疏松,多包于肌腱外;深者结缔致密,常包被肌肉、腺体、脏器或血管神经束。中医学认为它是肝所主,并赖肝血的滋养,肝血不足或肝风内动均能引起筋膜病变。

香水疗法

类似疗法的一个分类，它使用类似疗法中的鲜花稀释。它最早由Edward Bach发明。

民间疗法

民间使用的治愈疾病和伤口，帮助生产和维护健康的传统方法的集合。

胃食管

胃食管反流病。胃食道逆流性疾病。胃酸倒流。过多的胃、十二指肠内容物反流入食管，引起烧心、反酸、反食等，甚至有食管粘膜的病理性损害

素食主义

素食主义者被推荐硬床垫，室内窗户打开，朴素，冷水冲凉，衣服宽畅，纯净水和激烈锻炼。

绿色处方

医生或护士给予病人的一张写有锻炼和生活方式目标的卡片

团队疗法

CAM的一种形式，指个人必须寻找志趣相投人群共同实施的一种疗法。

发热

发热，又称发烧，英文医学术语或是一种医学症，指由于身体内部原因导致体温高于正常水平的现象。外因导致的体温过高参见中暑。发热患者常见同时自述畏寒，少数却反过来感觉热。发烧是阳的特征。

痔疮

肛肠痔瘘病，俗称痔疮，此疾病为人类特有，是一种肛门直肠部位的常见疾病。是指直肠末端和肛（门）管皮下的静脉血管丛发生扩大、曲张而形成的一种柔软肿块。痔疮因发病率高，在中国民间有“十人九痔”之说。从性别上看，女性由于妊娠、生育的关系发病率高于男性；从年龄上看，18岁以上成年人发病率较高，并且年龄越大发病率越高；从职业上看，司机、文员、教师、警察等因长

时间坐或立发病率较高；从饮食上看，喜好饮酒吃辛辣食品的人发病率较高。可能导致痔疮的原因有：长时间坐或立、过量饮酒、多吃辛辣食物、便秘、肛门感染、如厕时间长（如厕时看报纸杂志）、妊娠、分娩、遗传、过度性交、缺乏运动、劳累过度等。

草药医术学

根据健康情况准备或开出的草药方。

草药学

中国传统的结合树木，矿物，和部分动物来医治的治疗方法。

冒险药/疗法

任何积极或大胆的用在危急病人身上的药物或治疗方式。

整体论

健康，科学，政治，或其他生活区域一体化的学习或主张。

同类疗法

同种疗法这种医学的历史比大部份人想的还要古老很多。医学之父希腊的希波克拉底医师相信：是生病的人需要接受治疗，而不是疾病本身；他认为症状是身体要对抗有害影响的一种反应；他认为身体有其本身的愈合能力，可以去对抗疾病，他认为这是医生的高贵职责→去了解并帮助自然完成这项工作。他的座右铭是“医生是自然的翻译员和服务员”。希波克拉底认为什麼病症就要用什麼治疗；亦即病人必须用在健康人身上可引起同样症状的药物治疗。这是同种疗法这个词的最早解释。古典同种医学寻求的是体质的治疗，需要询问许多问题。所谓体质是指个体的心理和生理特徵的总结，无论是遗传或者是後天後，原则上这种疗法可以治疗病人的所有疾病和抱怨，使用非常高稀释倍数的剂量，临床同种医学则使用亲器官的药剂，使用较低稀释倍数的剂量，只作用於特定的器官或器官系统。

水疗法

使用水的外用效果来治疗疾病的方法。

催眠

催眠（英文：hypnosis，原自于希腊神中睡神Hypnos的名字），是由各种不同技术引发的一种意识的替代状态。此时的人对他人的暗示具有极高的反应性。是一种高度受暗示性的状态。并在知觉、记忆和控制中做出相应的反应。虽然催眠很像睡眠，但睡眠在催眠中是不扮演任何角色的，因为如果人要是真的睡着了，对任何的暗示就不会有反应了。

催眠疗法

通过言语暗示或催眠术使病人处于类似睡眠的状态（催眠状态），然后进行暗示或精神分析来治病的一种心理治疗方法。患者所具有的可暗示性，以及患者的合作态度及接受治疗的积极性是催眠治疗成功的必要条件。是指用催眠的方法使求治者的意识范围变得极度狭窄，借助暗示性语言，以消

除病理心理和躯体障碍的一种心理治疗方法。通过催眠方法，将人诱导进入一种特殊的意识状态，将医生的言语或动作整合入患者的思维和情感，从而产生治疗效果。

综合疗法

NCCAOM给予的定义。其定义为结合高度科学性和安全有效的传统医治方法和CAM他类治疗方法的一种医治方法。

干涉

修改医疗或健康情况的一种企图。

虹膜学

Iridology是实践,颜色和其它stromal纤维的特征虹膜被审查对于关于患者的系统健康的信息。实习者匹配他们的观察虹膜图哪些划分虹膜成许多区域应该对应于具体部份的人体。少许如果任一严谨科学证据存在证实任何如此链接在虹膜的方面和患者的健康状态之间和没有被认可的引起机制为任一种被声称的交互作用。

精

精（精气）是生命的基础。在中医学中，精气（精）的医学含义，则泛指天地阴阳五行之气内化于人体之中而形成的，构成人体和维持人体生命活动的精微物质，包括先天之精和后天之精。在论述生命的形成时，精气则特指生殖之精和与生俱来的生命物质，是人体生命的基础。中医学在强调气是构成人体的最基本物质，承认生命物质性的同时，又进一步指出生命是由精气直接形成的。故曰：“夫精者，身之本也”（《素问·金匱真言论》），“两神相搏，合而成形，常先身生，是谓精”（《灵枢·决气》），“故生之来谓之精，两精相搏谓之神”（《灵枢·本神》）。精气先身而生，具有遗传特性。来源于父母的先天之精气相合，形成了原始的胚胎，转化为胚胎自身之精，成为人体生长发育和繁衍后代的物质基础，新的生命活动——“神”就开始了。

日记

一种通过记录生活中重压的事件来减少压力的技术方式。

白带过多

正常白带应是白色的，有时透明，有时粘稠，无异味。青春期白带受雌激素的影响，有周期性的变化，即有时增多，有时减少。排卵期的白带秀明、量多，而其他时间则量少、粘稠。白带性状改变常与阴道感染或生殖系统的疾病密切相关。脓性白带带有臭味，伴随外阴部瘙痒不适，常常是阴道炎的表现。血性白带多见于宫颈或子宫的病变。因此，每一位女性都应自我观察白带性状，有异常情况应及时就诊。引起月经不调的原因很多，包括肿瘤、发育异常、营养不良等；此外，生活压力的加大、工作节奏的加快、生活无规律等都是造成女性月经不调的原因。

延寿

一种通过调节来达到延长生命的目的，增加寿命或平均寿命的举动，特别是哺乳。延寿研究者们是研究老年生物医学专家的一个分支。

生活病

表现为当城市变得更工业化，人们活得更长指使疾病增加的频率

生活方式

生活方式是形容一个人的特定观念，习惯或行为。

下焦

中医学名词。三焦之一。指胃的下口到盆腔的部分包括肾·小肠·大肠·膀胱等脏器。

下焦

中医学名词。三焦之一。指胃的下口到盆腔的部分，包括肾、小肠、大肠、膀胱等脏器。《灵枢经·营卫生会》：“下焦者，别迴肠，注於膀胱，而渗入焉。故水穀者常并居于胃中，成糟粕而俱下于大肠，而成下焦。渗而俱下，济泌别汁，循下焦而渗入膀胱焉。”

清纪昀《阅微草堂笔记·如是我闻二》：“以藏府而论，参惟至上焦、中焦，而下焦不至焉。”参，人参。参见“三焦”。

基于身体的多种方法

NCCAOM给予的对于其他推拿和(或)一个(或多个)身体部分的移动治疗方式的分类称呼。(见手疗法)

推拿疗法

推拿按摩疗法是在人体特定的穴位、部位等处进行推拿按摩(其方法较多)以达到防病治病强身的一种方法。

冥想

咨询者和研究者以不同的方式为冥想做定义。Fontana首先描述了冥想是什么和不是什么：“冥想不是进入睡眠状态，不是进入精神恍惚状态，也不是将自己与现实隔离，不是自我封闭，不是行为怪异，变得丧失思想，忘记自己在哪里。冥想是使头脑警觉，是使注意力和精神聚集，使头脑更好的意识和感觉世界，变得更为人性化，更了解自己。”Leshan说：“我们冥想就是为了发现，揭示，返回我们曾经模糊，无知觉的拥有过，但又不知在何时，何地遗失的东西。”Patel视冥想为一种“找到一个舒适的姿势——或坐，或躺，或站（尽管坐姿是最常见的）练习活动：在一个宁静的环境里，调节呼吸，放松躯体，保持不抵抗的心态，专注于一个目标之上。冥想的目标不一定是物质的，它可以是一个想法，一个意象，或一个事件；也可以想大乘佛教的冥想那样，在心中重复一个词，或一段祈祷语；还可而已观察自己的思想，知觉或反应；或专注于身体产生的节奏（如呼吸）。

Barry说，“冥想是构造过程，因为它渐渐溶掉你心中虚假的自我。Benson说，“沉思冥想的整个过程提供了‘心理治疗的入门钥匙’。精神世界的大门从而向巨大的洞察力和创造力敞开，并铺就了摆脱过去的困扰，强迫，冲动，或不健康习惯的道路。冥想过程与心理治疗的目标和技术之间的关系清晰可见”。

中焦

1.中医学名词。三焦之一。指腹腔的上部。《难经·荣卫三焦》：“中焦者，在胃中脘，不上不下，主腐熟水穀。”虞庶注：“中焦，乃脾胃也。”清梁章钜

《退庵随笔·摄生》：“以藏府而论，参惟至上焦、中焦，而下焦不至焉。”鲁迅

《呐喊·明天》：“他中焦塞着。”参见“三焦”。

2.中医学名词。温病辨证。指持续高热阶段，邪在胃肠或脾经。

心身联系

一种疾病的起因，发展和结果大多是由取决于生物健康因素的心理因素和社会因素的相互作用决定。

心身调节

NCCAOM对于涉及多种使用思想能力去影响身体功能和症状的技术的分类名称。

艾绒/灼烙剂

将艾叶晒干捣绒，称为艾绒，可作成艾卷、艾条，点燃在皮肤穴位上烤，就是艾灸法。其治疗作用是通过温热性作用于人体，所治疾病取决于所灸的穴位。艾叶是一种常用的中草药，五月端午一些人家常将艾一束悬于户上以驱邪禳毒，相沿已久。

艾属温热性药，能通十二经、有理气血、逐寒湿、暖子宫、止诸血、温中开郁、调经安胎等功效。著名的中药方剂有胶艾四物汤，是由阿胶、艾叶、当归、熟地黄等组成，可治疗妇女月经过多、胎动下血，内科方面可用于治疗皮肤紫癜、便血等。艾附暖宫丸则是用艾叶炒炭，加香附、续断、吴萸、黄芪等制成丸剂服。

艾灸

中医针灸疗法之一。用艾炷熏灸穴位以治病。灸法是以特制之艾绒，在人体的腧穴部位上，点火燃烧，发生艾的特有气味，与温热的刺激，以调整人体各部的生理机能，增进人体健康，而达到治疗疾病与预防疾病的目的。灸读音为ㄐㄨㄟˋ，常误写为“灸”(音ㄗㄨㄟˋ)，须注意。

肌肉能量技术

通常涉及使用利用病人的移动来帮助强化肌肉组织，使其肌肉组织回到正常静息长度。

肌筋膜解除

一种通过影响结缔组织(肌筋膜)来解除肌肉紧张的方法。

自然健康

一种折衷的涉及自然疗法的自我保健系统。其意义是通过人体本身促进疾病恢复的能力来达到和恢复健康。

自然卫生

一种自然治疗的变种。它表现为斋戒，食物配合和进食生食。

自然疗法

自然健康的拥护者使用的疗法。

自然疗法医学

自然疗法医师们的折衷实践。他们使用许多不同的自然疗法作为医治方法。水疗法是最早被使用的自然疗法。

OPI

外部坏影响是外部因素促成一种紧病的突然发作。在西方药学概念里，这经常涉及一种急性炎症发作过程，比如普通感冒到流感。

感官

头部的感觉器官，包括眼睛，耳朵，鼻子和嘴巴。当感官“封闭”时，人会失去意识。

中耳炎

俗称“烂耳朵”，是鼓室粘膜的炎症。病菌进入鼓室，当抵抗力减弱或细菌毒素增强时就产生炎症，其表现为耳内疼痛（夜间加重）、发热、...急性期治疗不彻底，会转变为慢性中耳炎，随体质、气候变化、耳内会经常性流脓液，时多时少，迁延多年。

普通处方

一种很早就有的医治处方，经常建立在古典的TCM煎药基础上。种类有石膏，药膏，擦剂，汤药，但是经常以药片形式出现。

普通药品

类似西方药店里的药品，通常治疗很小的症状。

模式鉴别

源于中国病理学。不像西方医学，其主张疾病体不是起源。模式鉴别运用更广泛，且主要基于病况是怎么显现在个别病人身上。

体育家

教授健身和体锻的人。

腹膜炎

腹膜炎是腹腔脏层腹膜和壁层腹膜的炎症，可由细菌，化学，物理损伤等引起。按病因可分为细菌性和非细菌性两类；按临床经过可将其分为急性，亚急性，和慢性三类，按发病机制可分为原发性和继发性两类；按累及范围可分为弥漫性和局限性两类。

梅花

传统中药的一个治疗工具和方法，也是几种不同中国武术的象征。

位置性解除痛苦

一种非常有效的产生于整骨疗法的技术。此技术建立在通过寻找无倾向肌肉点(舒适位)来解除肌肉痛苦的理念。

专业化形式

一种专业名词，使用在涉及一个人和其特定生活或职业相关的环境。

渐进放松

渐进放松训练是以一定的暗示语集中注意，调节呼吸，使肌肉得到充分放松，从而调节中枢神经系统兴奋性的方法。它（1）降低中枢神经系统的兴奋性；（2）降低由情绪紧张而产生的过多能量消耗，使身心得到适当休息并加速疲劳的恢复；（3）为进行其他心理技能训练打下基础。

气

中医学从气是宇宙的本原，是构成天地万物的最基本的元素这一基本观点出发，认为气是构成人体的最基本物质，也是维持人体生命活动的最基本物质。生命的基本物质，除气之外，尚有血、津液、精等，但血、津液和精等均是由气所化生的。在这些物质中，“精、气、津、液、血、脉，无非气之所化也”（《类经·脏象类》）。所以说，气是构成人体和维持人体生命活动的最基本物质。

气功

从中医学角度定义气功：气功是通过调神的自我锻炼，使自身气机变得协调的锻炼方法。从现代行为医学的角度看，气功锻炼是对一种有利于心身健康的良性行为进行学习训练，最终以条件反射方式固定下来的行为疗法。

从气功作用的心理生理学过程看的话，可将气功定义为：主要是通过使用自我暗示为核心的手段，促使意识进入到自我催眠状态，通过心理—生理—

形态自调机制调整心身平衡，达到健身治病目的的自我锻炼方法。

我们也可将上述认识概括成一句话：气功是一种带有中国民族文化特色的自我心身疗法。心身疗法的种类很多，气功区别于其它众多自我心身疗法的重要之处是带有中国民族文化特色，以中医理论内容“调神”为核心指导的实践活动。

R-A疗法

另一种通过引起再分化和杀死肿块中的细胞的天然物质来治疗癌症的方法。这个方法能减少癌细胞数量或杀死恶性肿瘤细胞群。

灵气

Reiki (灵气) 一词源于日本，意指宇宙能量，是一种利用宇宙能量供应人类所欠缺的能量，加速自愈能力的方法。一般情况，所损耗的能量，可以从运动、饮食和大自然等途径获得补充，倘若补充过程长期出现问题，能量耗用过多，便引至身体、精神和心灵均会产生不适，使人容易患上感冒、脾气转坏和变得抑郁，甚至发展成慢性疾病。

[灵气] 疗法就是一种针对以上原理，简单和自然地吸收更多能量，重拾生命力。「灵气」能增强和均衡自己身体能量的方法，可以用来保健、减压、美容、开发灵性、平衡身心及治疗。「灵气」的自然能量，如接收和应用越多得益越大，更可以替自己及家人治疗，达致到更佳的疗效；并不会影响或损耗自己体内的元气。其他的自然能量的方法，例如气功或瑜珈，需要长期重复练习多套功法，才可以接收和应用「能量」。如果停下来不练习，能量就会消失。「灵气」的能量是终生的，亦不需要不停练习，只要多应用，能量便越来越大。

自我保健法

CAM的一种类型，它认为人类可以通过自身进行保健，即使他们可能需要经过培训。很多专门技术可以通过书本和DVD来教授，或者向专家们求教，经过一些初期培训是必要的。但当人们学会了这些技巧，他们将不再需要来自外部的帮助，除非他们需要改进自身能力。

七情

喜、怒、哀、乐、爱、恶、欲。

神

中医学将自然界物质运动的变化规律、人体的一切生命活动和生理机能统称为神。就人的机体与生命功能而言，神则是对人体一切生命活动和生理机能（包括精神意识思维活动）的称谓。

六欲

眼、耳、鼻、舌、身、意。六欲，据大智度论卷二记载，系指凡夫对异性所具有之六种欲望：色欲、形貌欲、威仪欲、言语音声欲、细滑欲、人相欲；或指眼、耳、鼻、舌、身、意等六欲。今所用‘七情六欲’一语，

气滞证

气滞是指气机郁滞,气的运行不畅.由气滞而导致某些脏腑、经络的功能障碍,出现局部的胀满、疼痛等证候表现则称为气滞证.将气滞证作为一个证候概念是众所公认的。

气滞

气机郁滞,气的运行不畅的病理状态称为“气滞”.气滞于人体某一局部可引起胀满疼痛.影响血液运行则血瘀

胃热

胃热,即是胃火。多由邪热犯胃;或因嗜酒、嗜食辛辣、过食膏粱厚味,助火生热;或因气滞、血瘀、痰,湿、食积等郁结化热、化火,均能导致胃热(胃火);肝胆之火,横逆犯胃,亦可引起胃热(胃火)。

中暑

中暑是指在高温和热辐射的长时间作用下,机体体温调节障碍,水、电解质代谢紊乱及神经系统功能损害的症状的总称。颅脑疾患的病人,老弱及产妇耐热能力差者,尤易发生中暑。

透热疗法

电疗的一种。利用高频率电流的作用使人体内部受热,对神经痛.炎症.痉挛等有疗效。通称烤电

昏厥

因脑部贫血引起供氧不足而短时间失去知觉。心情过分悲痛、精神过度紧张、大出血、直立过久、心脏疾患等都能引起昏厥。也叫晕厥(yūnjué)。

太极

古代哲学家称最原始的混沌之气。太极运动而分化出阴阳,由阴阳而产生四时变化,继而出现天、地、风、雷、水、火、山、泽八种自然现象,推衍为宇宙万事万物。

太极拳

武术拳种之一。以太极阴阳哲理为理论基础,融武术、导引术和中医经络学说而创造的一种拳术。最早创编者为清初河南温县人陈王廷,后传衍各地,并派生出动作结构和技术风格大同小异的多种流派,有陈式、杨式、吴式、武式、孙式等。太极拳要求心静意专,呼吸自然,圆活柔缓,虚实分明,协调连贯。

<印度教>坦陀罗, 密教经典

强调一种和元素相联系,带有印度文化背景的宗教仪式。坦陀罗传统运用性礼制来使精神进化。

道

认为“道”是化生宇宙万物的本原的古代哲学。

TCM

传统中药的简称。

药疗虚无主义

来自一些医师的对于药物治疗价值或医疗方式的怀疑论。希波克拉底誓言告诫医生们避免药疗虚无主义。

西藏视力图

一种通过锻炼来改善视力类似印度曼陀罗的图。

耳鸣

耳鸣是指在没有相应外部声源的情况下，所产生的一种主观的听觉感觉。严重的耳鸣可以妨碍正常的听觉。耳鸣和各种听觉障碍，例如感觉神经性耳聋时常伴随出现。

滋补/补养

通过营养来帮助或使气，血或微弱的器官功能强壮。

毒性

适用于一切红肿，发炎或严重的热病。

中医学

中医发源于中国黄河流域，很早就建立了学术体系。中医在漫长的发展过程中，历代都有不同的创造，涌现了许多名医，出现了许多重要学派和名著。在3000多年前的殷商甲骨文中，中国已经有关于医疗卫生以及十多种疾病的记载。周代已经使用望、闻、问、切等诊病方法和药物、针灸、手术等治疗方法。秦汉时期，形成了《黄帝内经》这样具有系统理论的著作。此书是现存最早的一部中医理论性经典著作。张仲景所著的《伤寒杂病论》，专门论述了多种杂病的辨证诊断、治疗原则，为后世的临床医学奠定了发展的基础。汉代外科学已具有较高水平。据《三国志》记载，名医华佗已开始使用全身麻醉剂“麻沸散”进行各种外科手术。

传统日本医学

传统日本医学受传统中医影响很大，并且是TCM的一个分类。

触发点

局部循环被阻止的挛缩范围的肌肉组织区。他们由于涉及痛神经所以容易使人感到疼痛，也是人体内引起痛感的地方。

三焦

三焦是中医藏象学说中一个特有的名词,是上焦、中焦和下焦的合称，即将躯干划分为3个部位，横膈以上为上焦，包括心、肺；横膈以下至脐为中焦，包括脾、胃；脐以下为下焦，包括肝、肾、大肠、小肠、膀胱。

尿道疾病

尿道系统感染的简称。

想象诊疗方法

想象力是在头脑中对已有感性材料和知识进行加工改造、创造新形象的能力。借助想象对类似事物推断，可以认识从未见过又不可能见到的事物，发展创造力。人类的创造性劳动是从想象开始的。它和别的心理过程一样，也是反映客观现实的一种形式。如果以此作为治疗方式，病人可以视觉想象他的身体是健康，强壮的。此治疗方法已经被提倡用在诸如头痛，压力，高血压等症状上。

卫气

中医概念，同于防疫系统。

卫分证

温病的第一阶段。卫分证是指温热病邪初袭肺卫，正邪交争于肌表，卫气卫外功能失调，肺失宣降所表现的证候。多见于温热病初起阶段，因肺主气，属卫，外合皮毛，故卫分证常伴有肺经病变。临床表现为：发热，微恶风寒，头痛，无汗或少汗，口微渴，咳嗽，或咽喉肿痛，舌边尖红，苔薄白或薄黄，脉浮数。

西药

美国和西方大多国家适用的建立在生物学和生物化学基础上的医疗系统。

Wind

引起状况的突然转移。比如：疹子扩散，伤寒发作，发热，发寒等。

Wind-Cold

一种急性的传染病，症状表现为头痛，由阻塞经脉引起的疼痛，严重的发寒，低热，舌苔发白潮湿等。

Wind-Heat

类似于Wind-Cold的疾病，然后热度趋向于更高而寒气少。舌头干而发红，并带有黄色液体。

阴虚和阳虚

阴虚生外热。肾阴虚、肾阳虚是中医的一个术语，肾阴虚和肾阳虚是指中医讲的肾脏功能方面的症，我们平常讲肾虚，实际包括了肾阴虚和肾阳虚，也包括了阴阳两虚。肾阴虚是一个物质的，肾阴和肾经是属于物质的，肾阳和肾气是功能的。如果我们消耗的物质比较多，比如说肾精这块，或者是女性生活过于频繁，或者是由于劳动，包括脑力、体力的过度，或者是生下来以后身体就弱，这样他的物质基础比较低，而出现的一些症状，比如说出现了一些腰膝酸软、四肢乏力、头晕耳鸣，包括一些脱发，还有一些牙齿松动，记忆力减退，容易衰老的也比较早，也还包括临床上的性欲减退，还有容易遗精、早泄等等，这都归为肾阴虚的症状，肾阴虚还容易出现虚热，中医有一个理论阴虚生内热，阳虚生外寒，所以有时候容易出现五心烦热，就是两个手心，两个脚心，心口感觉热的感觉，还有睡觉的时候，容易盗汗，就是睡着了，一醒身体有汗。他的特点，肾阴虚多发生在中青年的时候，中青年活动量比较大，无论是学习、锻炼，精力上物质耗损比较多，对性功能这块，

性欲不是特别低，但是射精容易快，有遗精现象。那么肾阳虚，大多数多少功能性的差，也有和肾阴虚相同的情况，比如说腰膝酸软，四肢乏力，还有性欲减退，但是因为它是阳分虚了，肾气虚了，所以出现一些怕冷的一些症状，中医有句话，阳虚生外寒，这样的人面色比较虚白，比较畏寒怕冷，手脚冰凉、小便清长，大便汤薄。这种人性欲比较低，和现代医学说的雄性激素低有相同之处。所以阳虚表现的是外在的，一般也可能由于身体比较弱，有肾阳虚的情况，但是大多数的是在中老年容易出现这种肾阳虚的情况，中青年肾阴虚比较多。

阴和阳

表里、寒热、虚实都是疾病过程中所表现的一组组既对立而又统一的正反现象。对这些正反现象，中医用阴阳来加以概括。从每组正反两方面对立的意义来说，表证、热证、实证可归属于阳证的范畴；里证、寒证、虚证可归属于阴证的范畴。因此，阴阳八纲中总纲，一切病证都可以归之为阴证或阳证的大原则中。

阴证：面色暗淡，精神萎靡，身倦肢冷，气短懒言，口不渴，尿清便溏，舌淡，脉沉细无力。

阳证：面红身热，神烦气粗，声大多言，口渴饮冷，尿赤便干，苔黄，脉数有力

瑜伽

瑜伽 (yoga, 亦称瑜珈)，YOGA是梵文词，原为YUJ，是一种称为“轭”的工具，用于驾驭牛马。由此字根延伸出瑜伽的意义是连结、控制、稳定、和谐、统一、平衡等。瑜伽，源于古印度文化，是古印度六大哲学派别中的一系，探寻梵我一如的道理与方法。而现代人所称的瑜伽则是主要是一系列的修身养心方法，包括调身的体位法、调息的呼吸法、调心的冥想法等。

瑜伽的本意按2000多年前的著名瑜伽行者(YOGI)帕坦伽利(音译)所著的《瑜伽经》(瑜伽的重要理论著作)上所说是“对意识的控制”。严格来说，瑜伽本身并不是一种哲学，古典瑜伽的哲学基础是《奥义书》(古印度重要哲学典籍)所提倡的“梵我一如”理论；而后来的诃陀瑜伽(又称力瑜伽，现代许多健身瑜伽即由此演化而来)的哲学基础则是“数论哲学”。瑜伽术本是一种宗教修持术，它的最高目的是实现人的精神(小我)与自然(梵，大我，最高意识)的合一，即“梵我一如”。

脏腑

脏腑是指内脏的解剖结构及与之相适应的功能，是藏象形成的基础。藏象则是脏腑由解剖实体向系统功能演化的结果，是藏于体内之脏腑与若干相关的人体、自然之象的集合体。

References

- Acupressure's Potent Points, Michael Reed Gach, Bantam Books, 1990
- Acupuncture Energetics: A Clinical Approach for Physicians, Joseph M. Helms, Medical Acupuncture Publishers, 1995
- Acupuncture meridians demystified. Contribution of radiotracer methodology". Retrieved on 2007-05-07.
- Alberto Villoldo. Shaman, Healer, Sage Hamony Books, 2000. ISBN 0-609-60544-5
- Altshuler LH, Maher JH. Acupuncture: a physician's primer, Part I. J Okla State Med Assoc . 2002;6(5):375-378.
- Available at: at http://odp.od.nih.gov/consensus/cons/107/107_statement.htm accessed September 5, 2005.
- Between Heaven and Earth: A Guide To Chinese Medicine, Beinfield and Korngold, Ballentine, 1991
- Birch SJ and Felt RL. Understanding Acupuncture . New York, NY: Churchill-Livingstone, Inc; 1999.
- Boaler J. Acupuncture in the management of herpes zoster. Acupuncture in Medicine . 1996;14(2):80-83.
- Ceniceros S, Brown GR. Acupuncture: a review of its history, theories, and indications. South Med J . 1998;91(12):1121-1125.
- Chez RA. Acupressure and other therapies for nausea and vomiting in pregnancy. In: Saltmarsh N, Ed. The Physician's Guide to Alternative Medicine . Atlanta, Ga: American Health Consultants; 1999:211-214.
- Chinese Acupuncture And Moxibustion, Chief Editor Cheng Xinnong, Foreign Language Press, Beijing, China.
- Chinese Herbal Medicine: Formula & Strategies, Bensky & Barolet, Eastland Press, 1990
- Chinese Herbal Medicine: Materia Medica, Bensky & Gamble, Eastland Press, 1993
- Chinese Herbal Patent Formulas, Jake Fratkin, Shya Publications, 1996
- Chuang Tsu: Inner Chapters, Translated by: Gia-Fu Feng and Jane English, Vintage Books, 1974
- Dean CF, Mullins M, Yuen J. Acupuncture. In: Novey DW, ed. *Clinician's Complete Reference to Complementary/Alternative Medicine* . St. Louis, Mo: Mosby; 2000:191-202.
- Dillman, George and Chris, Thomas. *Advanced Pressure Point Fighting of Ryukyū Kempo*. A Dillman Karate International Book, 1994. ISBN 0-9631996-3-3
- Ergil KV. Acupuncture: history, theory, and practice. In: Wisneski LA, Ed. *The Physician's Integrative Medicine Companion* . Newton, Mass: Integrative Medicine Communications; 2000:18-28.
- Ergil KV. China's traditional medicine. In: Micozzi MS, ed. *Fundamentals of Complementary and Alternative Medicine* . New York, NY: Churchill Livingstone Inc.; 1996:185-223.
- Ernst E, White AR. Acupuncture as a treatment for temporomandibular joint dysfunction. Arch Otolaryngol Head Neck Surg. 1999;125:269-272.
- Essential of Chinese Massotherapy, Peng Jen Yi Cheng.
- Ewies A, Olah K. Moxibustion in breech version – a descriptive review. *Acupunct Med* . 2002;20(1):26-29.
- Finding Effective Acupuncture Points, Den Mai Shudo.
- Gao D. *Chinese Medicine* . New York, NY: Thunder's Mouth Press;1997:191-197.

Garcia, Hernan and Antonio, Sierra. *Wind in the Blood - Mayan Healing & Chinese Medicine*. Redwing Books, 1999. SBN: 1-56643-304-2

Hui KK, Liu J, Makris N, et al. Acupuncture modulates the limbic system and subcortical gray structures of the human brain: evidence from MRI studies in normal subjects. *Hum Brain Mapp* . 2000;9:13-25.

Irnich D, Behrens N, Molzen H, et al. Randomized trial of acupuncture compared with conventional massage and "sham" laser acupuncture for treatment of chronic neck pain. *BMJ* . 2001;322:1574-1578.

Kaptchuk TJ. Acupuncture: theory, efficacy, and practice. *Ann Intern Med* . 2002;136(5):374-383.

Lao L, Bergmann S, Hamilton GR, Langenberg P, Berman B. Evaluation of acupuncture for pain control after oral surgery. *Arch Otolaryngol Head Neck Surg* . 1999;125:567-572.

Lao Tse: Tao Te Ching, Translated by Gia-Fu Feng and Jane English, Vintage Books, 1997

Lee H, Liu W, Hung D, et al. Human brain fMRI correlates of acupuncture-induced analgesia: preliminary findings. Presented at: 85th Scientific Assembly and Annual Meeting of the Radiological Society of North America; December 1, 1999; Chicago, Ill.

Naeser MA, Alexander MP, Stiassny-Eder D, Galler V, Bachman D. Acupuncture in the treatment of paralysis in chronic and acute stroke patients: improvement correlated with specific CT scan lesion sites. *Acupuncture & Electro-therapeutics* . 1994;19:227-249.

National Acupuncture and Oriental Medicine Alliance. List of states with statutes, regulations, and bills in progress: jurisdictions with acupuncture and oriental medicine statutes. Accessed on September 5, 2005 at <http://www.acupuncturealliance.org> .

Needham, Joseph; Lu Gwei-Djen (1980). *Celestial Lancets*. Cambridge University Press, p.100. ISBN 0-521-21513-7.

Needham, Joseph; Lu Gwei-Djen (1980). *Celestial Lancets*. Cambridge, UK: Cambridge Press, pp. 281-282. ISBN 0-521-21513-7.

NIH Consensus Statement. *Acupuncture* . Bethesda, Md. National Institutes of Health. November 3-5, 1997;15(5):1-34.

Peuker ET, White A, Ernst E, Pera F, Filler TJ. Traumatic complications of acupuncture. *Arch Fam Med* . 1999;8:553-558.

Proctor ML, Smith CA, Farquhar CM, Stones RW. Transcutaneous electrical nerve stimulation and acupuncture for primary dysmenorrhoea. *Cochrane Database Syst Rev* . 2002;(1):CD002123.

Roscoe JA, Matteson SE. Acupressure and acustimulation bands for control of nausea: a brief review. *Am J Obstet Gy necol*. 2002;185(5 Suppl):S244-S247.

Rothfeld GS. The scientific mechanisms of acupuncture. In: Wisneski LA, ed. *The Physician's Integrative Medicine Companion* . Newton, Mass: Integrative Medicine Communications; 2000:24-28.

Sierpina V, Frenkel, M. Acupuncture: A Clinical Review. *Southern Medical Journal* , 2005;98(3):330-337

Tai D. What is acupuncture? *Complement Ther Nurs Midwifery*, 2002;8(3):155-159.

The Chinese Herb Selection Guide, Charles A. Belanger, Phytotech, 1997

The Complete Book of Shiatsu Therapy, Toru Namikoshi, Japan Publications, Inc., 1981

The Foundation of Chinese Medicine, Giovanni Maciocia, Churchill Livingstone, 1989.

The Heart of the Buddah's Teaching: Transforming Suffering into Peace, Joy, and Liberation, Thich Nhat Hanh, Broadway Books, 1998

The Practice of Chinese Medicine: The Treatment of Diseases with Acupuncture and Chinese Herbs, Giovanni Maciocia, Churchill Livingstone, 1994

The Web That Has No Weaver, Ted J. Kaptchuk, Congdon and Weed, 1982
Tiran D. Nausea and vomiting in pregnancy: safety and efficacy of self-administered complementary therapies. *Complement Ther Nurs Midwifery* . 2002;8(4):191-196.
Udani J, Ofman J. Use of acupuncture in smoking cessation. In: Saltmarsh N, ed. *The Physician's Guide to Alternative Medicine*. Atlanta, Ga: American Health Consultants; 1999:245-247.
Vickers A, Zollman C. ABC of complementary medicine: acupuncture. *BMJ* . 1999;319:973-976.
Young G, Jewell D. Interventions for preventing and treating pelvic and back pain in pregnancy. *Cochrane Database Syst Rev* . 2002;(1):CD001139.



Sea Cucumber



We welcome you to complete the assignment in Microsoft Word. You can easily find the assignment at www.abctlc.com. Once complete, just simply fax or e-mail the answer key along with the registration page to us and allow two weeks for grading. Once we grade it, we will mail a certificate of completion to you. Call us if you need any help. If you need your certificate back within 48 hours, you may be asked to pay a rush service fee.

You can download the assignment in Microsoft Word from TLC's website under the Assignment Page. www.abctlc.com You will have 90 days in order to successfully complete this assignment with a score of 70% or better. If you need any assistance, please contact TLC's Student Services. Once you are finished, please mail, e-mail or fax your answer sheet along with your registration form.